



US00D634805S

(12) **United States Design Patent**
Cushing

(10) **Patent No.:** **US D634,805 S**

(45) **Date of Patent:** **** Mar. 22, 2011**

(54) **AQUATIC DEVICE**

(76) **Inventor:** **Arthur J. Cushing**, Meredith, NH (US)

(**) **Term:** **14 Years**

(21) **Appl. No.:** **29/378,272**

(22) **Filed:** **Nov. 2, 2010**

(51) **LOC (9) Cl.** **21-02**

(52) **U.S. Cl.** **D21/769**

(58) **Field of Classification Search** D21/769-770,
D21/801, 803, 809; 114/253, 345-346; 441/35,
441/66, 40-42, 129-132; 472/128-129;
D12/5, 6, 316

See application file for complete search history.

(56) **References Cited**

U.S. PATENT DOCUMENTS

D110,159 S *	6/1938	Taylor	D21/769
D206,506 S *	12/1966	Lambach	D21/769
3,323,154 A *	6/1967	Lambach	441/74
3,335,440 A *	8/1967	Beakbane	441/67
D214,535 S *	6/1969	Driedger	D21/769
D260,106 S *	8/1981	Peritz	D21/769
D269,668 S *	7/1983	Schweitzer	D12/303

D378,692 S *	4/1997	Lincoln	D21/769
D383,135 S *	9/1997	Arthur	D14/218
D383,823 S *	9/1997	Grimes, Jr.	D21/769

* cited by examiner

Primary Examiner — Janice E Seeger

Assistant Examiner — Zenia I Bennett

(74) *Attorney, Agent, or Firm* — Frank Marino

(57) **CLAIM**

The ornamental design for an aquatic device, as shown and described.

DESCRIPTION

FIG. 1 is a bottom perspective view of an aquatic device according to my new design;

FIG. 2 is a top plan view of the device of FIG. 1;

FIG. 3 is a right edge view of the device of FIG. 1, the left edge view being a mirror image thereof;

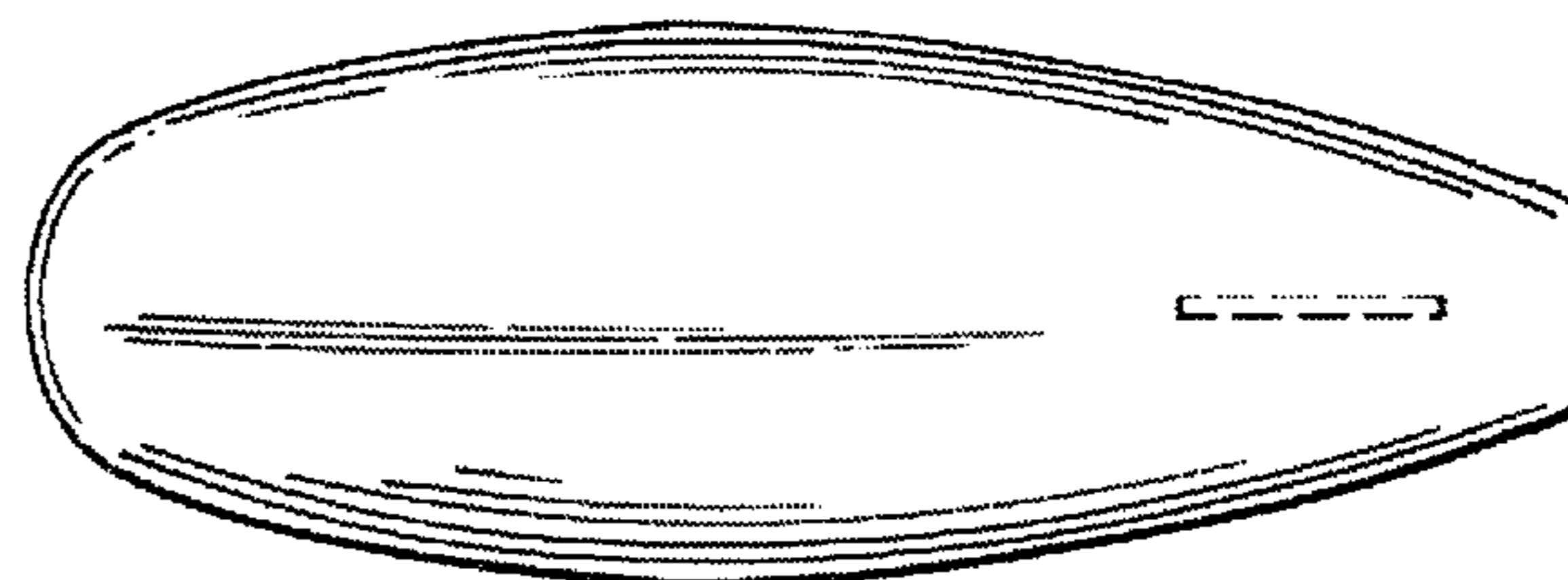

FIG. 4 is a bottom plan view of the device of FIG. 1;

FIG. 5 is a rear edge view of the device of FIG. 1; and,

FIG. 6 is a front edge view of the device of FIG. 1.

The features shown in dotted lines form no part of the claimed design.

1 Claim, 1 Drawing Sheet



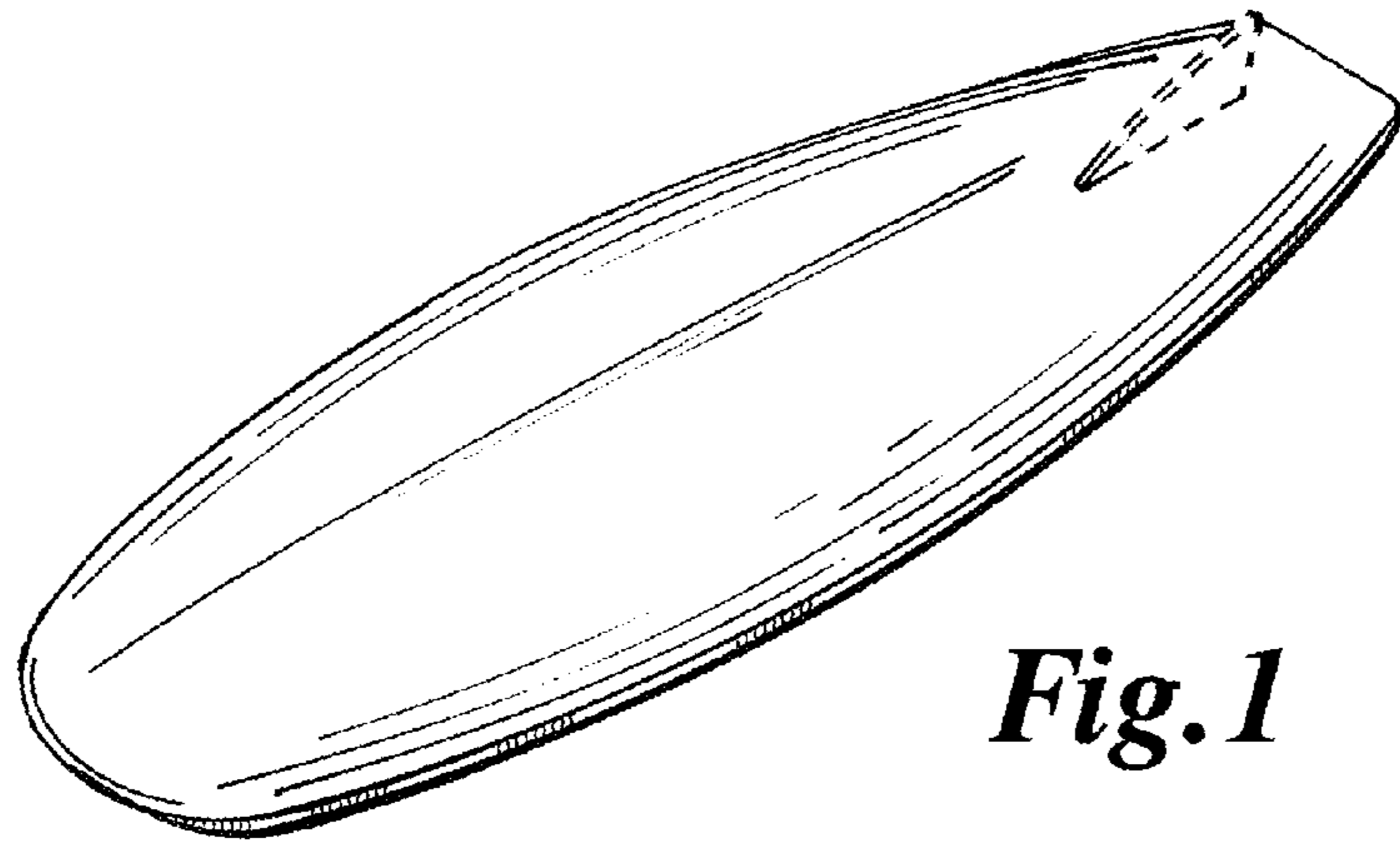


Fig. 1

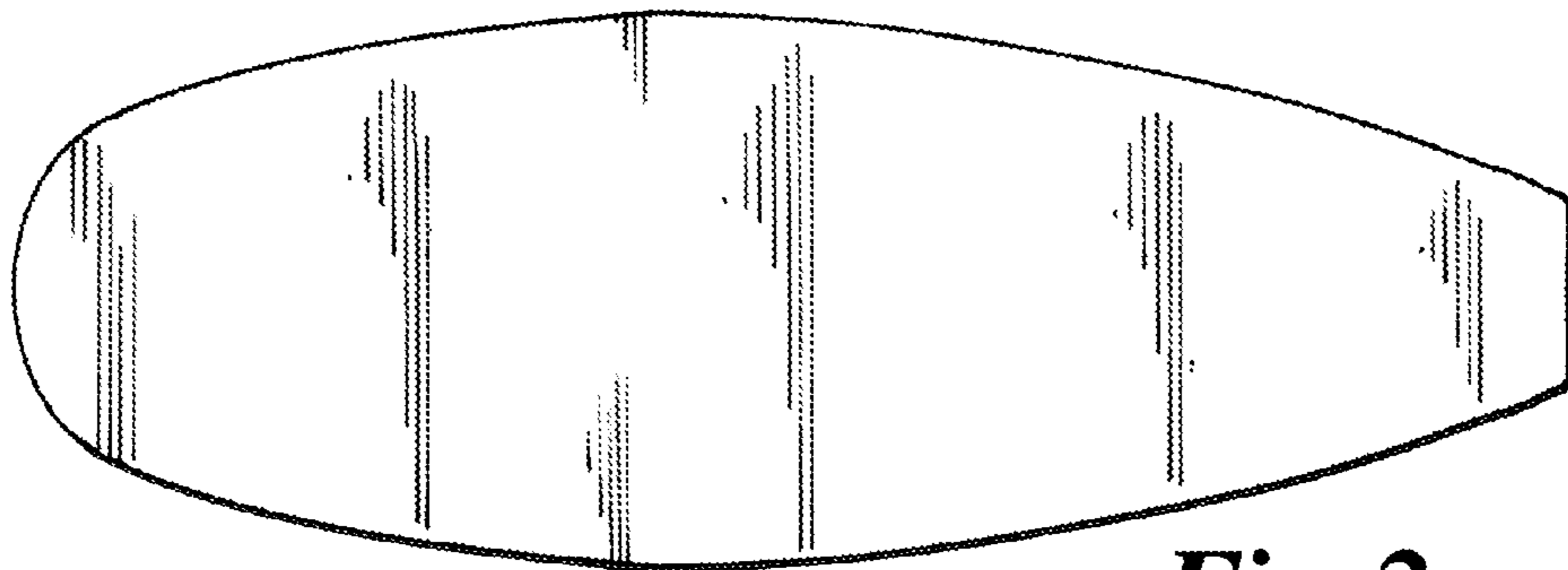


Fig. 2




Fig. 3

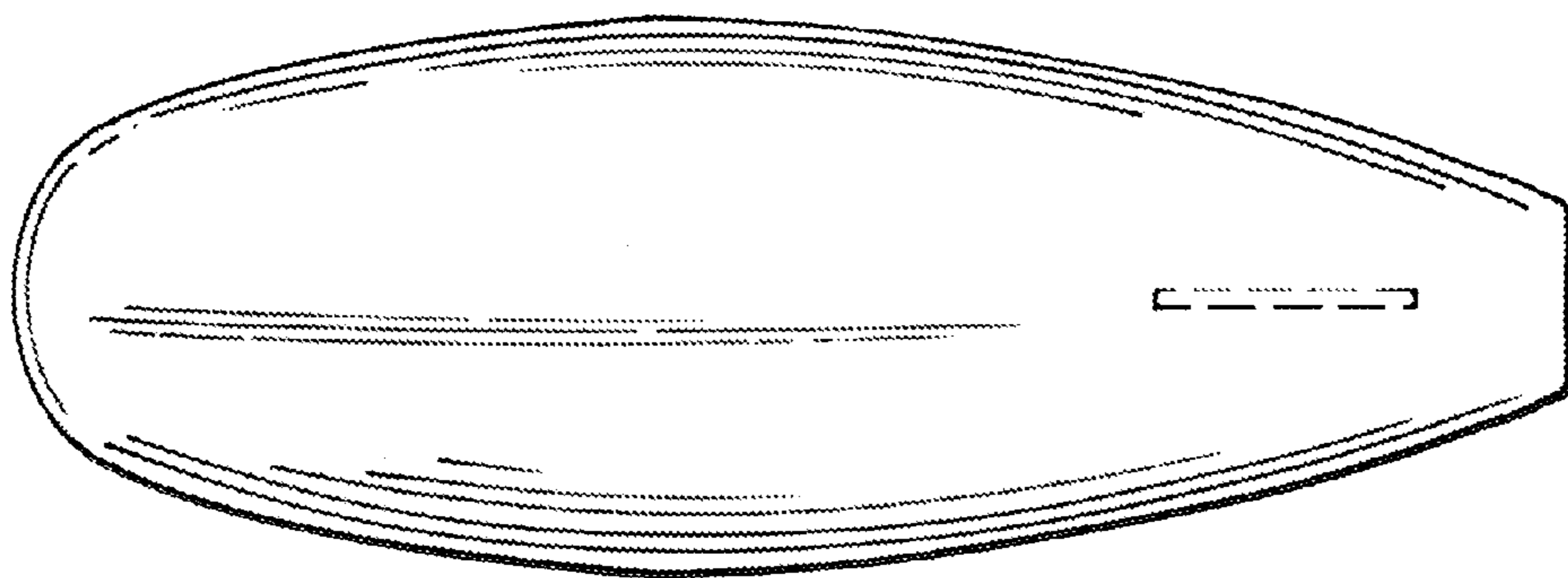


Fig. 4

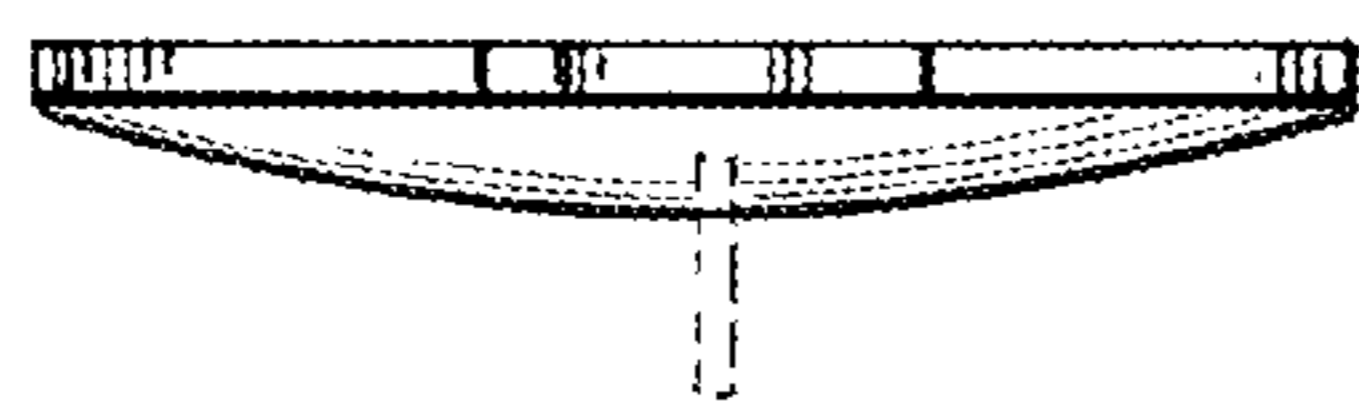


Fig. 5

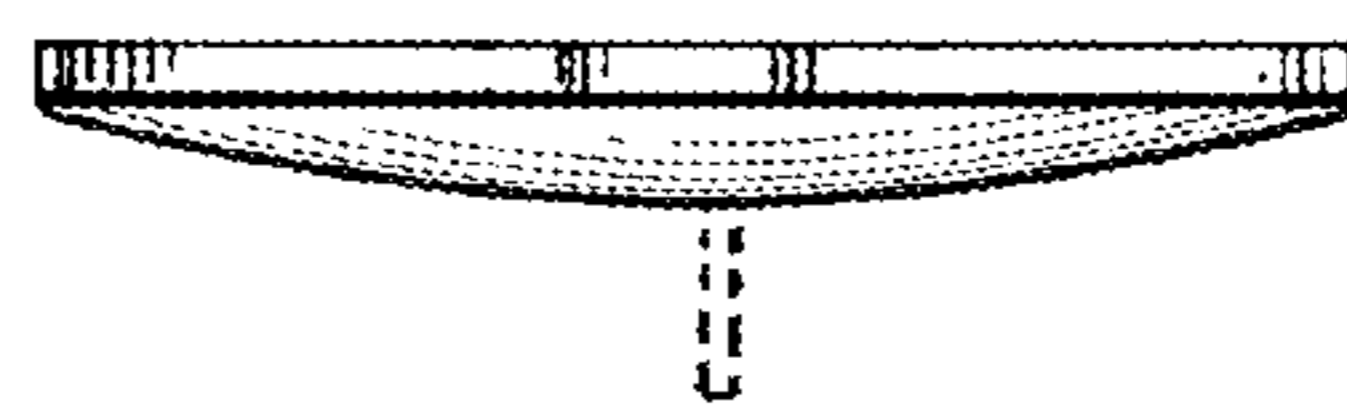


Fig. 6