



US00D634787S

(12) **United States Design Patent**
Lerche

(10) **Patent No.:** **US D634,787 S**
(45) **Date of Patent:** **** Mar. 22, 2011**

(54) **HARBOR SIGN FOR BOAT BERTH**

(75) Inventor: **Henning Lerche**, Svendborg (DK)

(73) Assignee: **Bang Co.**, Svendborg (DK)

(**) Term: **14 Years**

(21) Appl. No.: **29/361,431**

(22) Filed: **May 11, 2010**

(51) **LOC (9) Cl.** **20-03**

(52) **U.S. Cl.** **D20/42**

(58) **Field of Classification Search** D20/10,
D20/12-15, 17-19, 40-44, 99; 40/124.01-124.09,
40/124.11-124.19, 124.191, 368-370, 446,
40/453, 489-491, 500, 502, 508, 538, 541,
40/542, 544, 546-548, 553, 560, 564, 568,
40/570, 572, 574-576, 584, 585, 600, 605,
40/616-618, 624-626, 649, 661, 725, 735;
D6/301, 466; D10/104, 109; 116/63 P; 362/812
See application file for complete search history.

(56) **References Cited**

U.S. PATENT DOCUMENTS

1,655,223	A *	1/1928	Fabian	40/618
3,371,439	A *	3/1968	Smith et al.	40/735
D327,382	S *	6/1992	Cabler	D6/466
5,339,765	A *	8/1994	Ward	116/63 P
D393,283	S *	4/1998	Moderhack	D20/10
D533,726	S *	12/2006	Hutchison	D6/301

FOREIGN PATENT DOCUMENTS

AU	117069	*	5/1993
GB	1018482	*	3/1984
GB	1037404	*	6/1987

* cited by examiner

Primary Examiner — Mary Ann Calabrese

(74) *Attorney, Agent, or Firm* — Klein, O'Neill & Singh, LLP

(57) **CLAIM**

The ornamental design for a harbor sign for boat berth, as shown and described.

DESCRIPTION

FIG. 1 is a front elevational view of a harbor sign for boat berth, in accordance with a first embodiment of my new design;

FIG. 2 is a top plan view of the harbor sign for boat berth of FIG. 1;

FIG. 3 is a bottom plan view of the harbor sign for boat berth of FIG. 1;

FIG. 4 is a left elevational view of the harbor sign for boat berth of FIG. 1;

FIG. 5 is a right elevational view of the harbor sign for boat berth of FIG. 1;

FIG. 6 is a rear elevational view of the harbor sign for boat berth of FIG. 1;

FIG. 7 is a front elevational view of a harbor sign for boat berth, in accordance with a second embodiment of my new design;

FIG. 8 is a top plan view of the harbor sign for boat berth of FIG. 7;

FIG. 9 is a bottom plan view of the harbor sign for boat berth of FIG. 7;

FIG. 10 is a left elevational view of the harbor sign for boat berth of FIG. 7;

FIG. 11 is a right elevational view of the harbor sign for boat berth of FIG. 7; and,

FIG. 12 is a rear elevational view of the harbor sign for boat berth of FIG. 7.

The portions of the harbor sign shown in broken lines form no part of the claimed design.

1 Claim, 4 Drawing Sheets

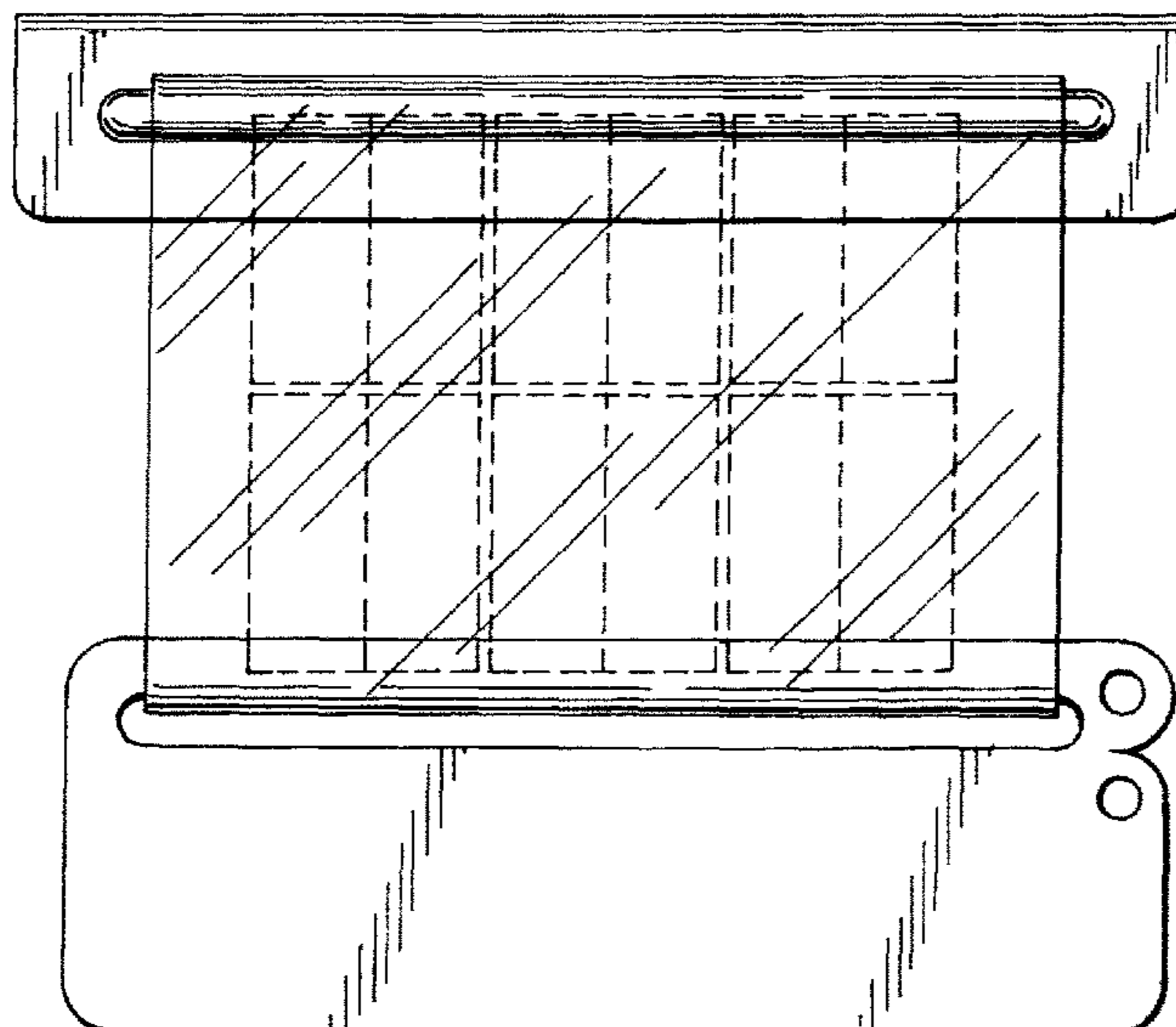


FIG. 1

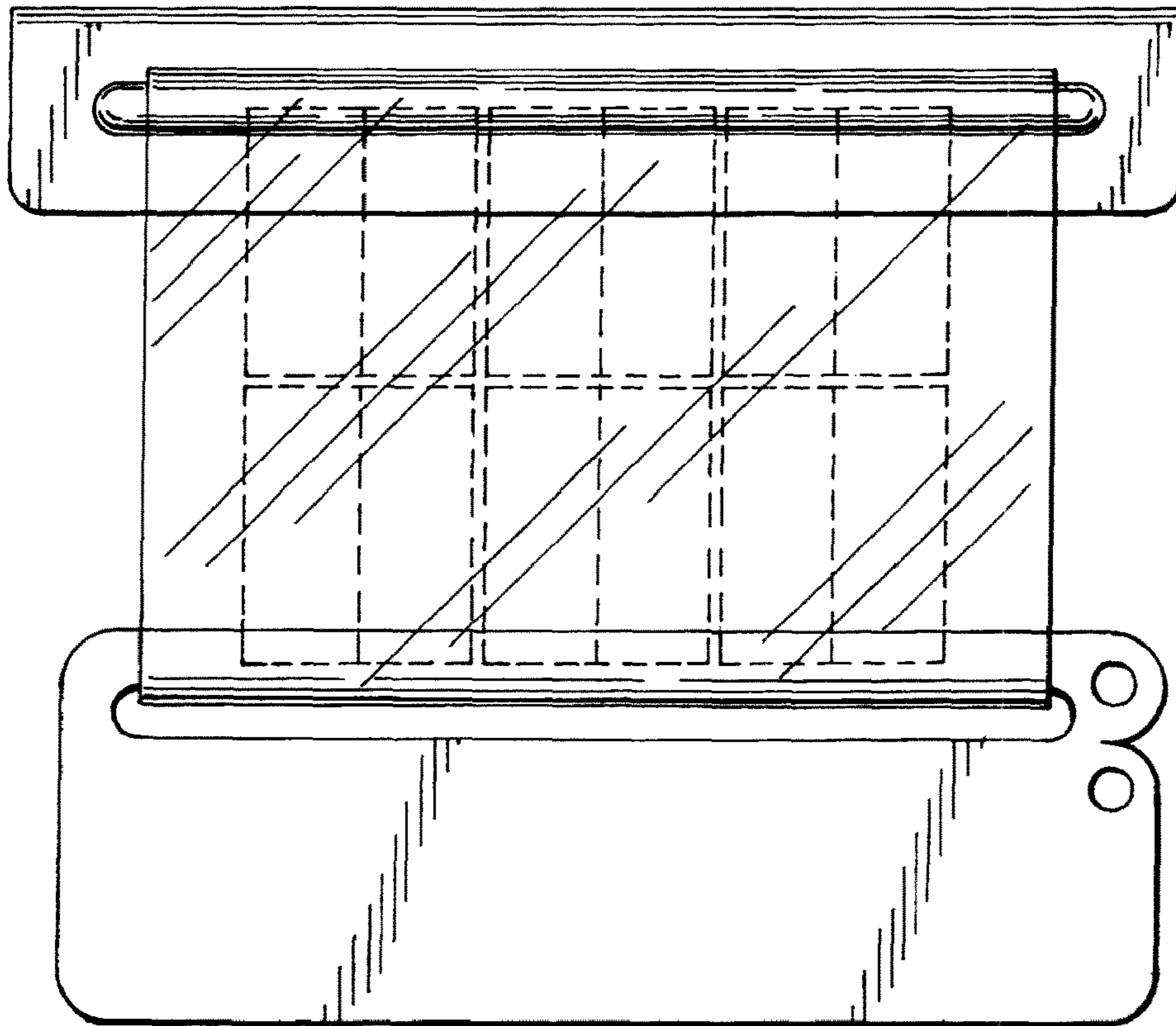


FIG. 2




FIG. 3

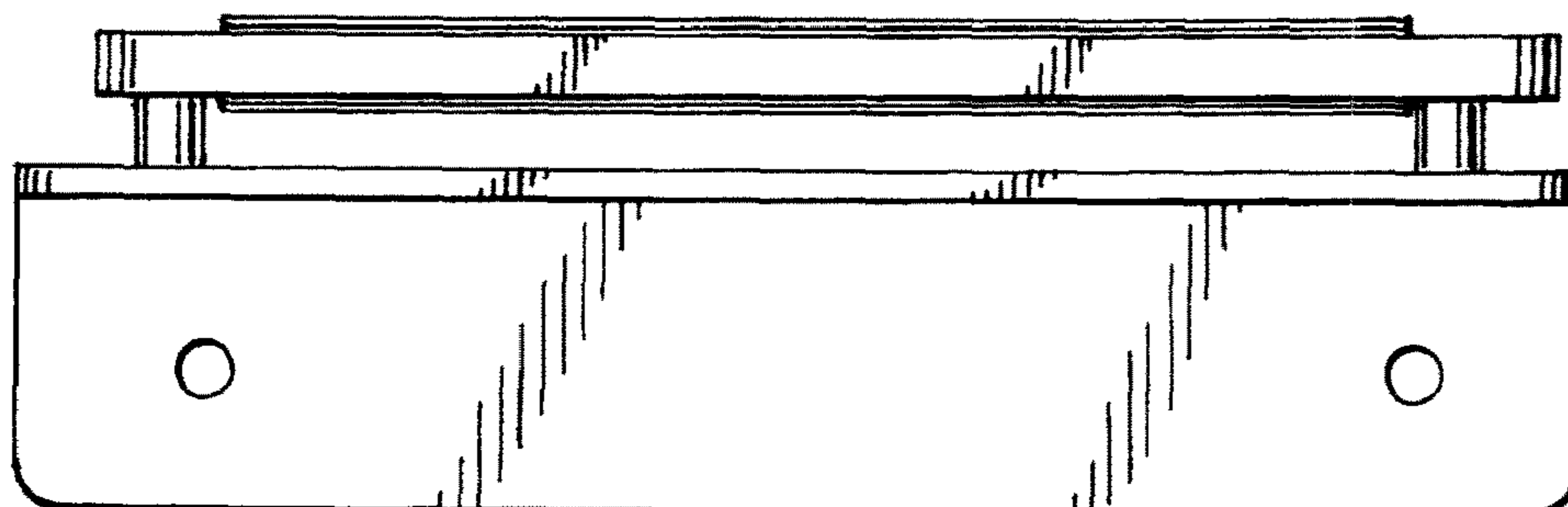


FIG. 4

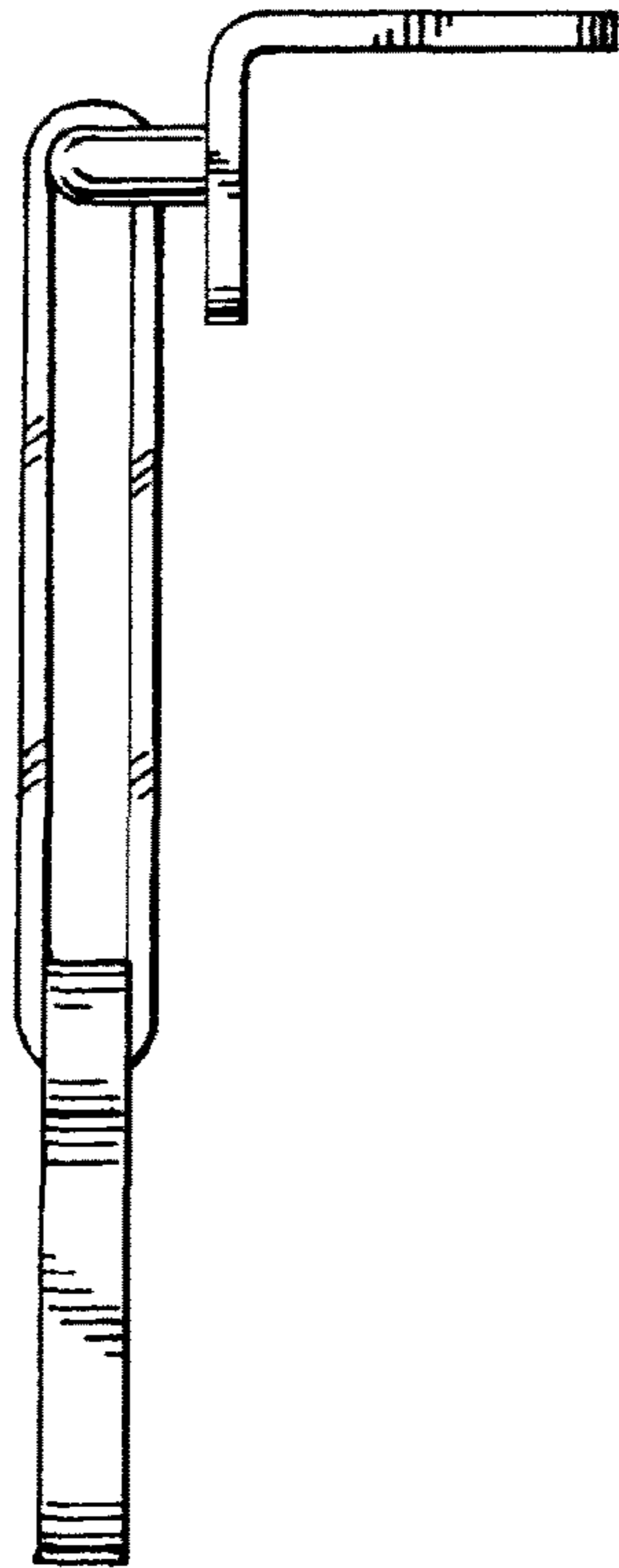


FIG. 5

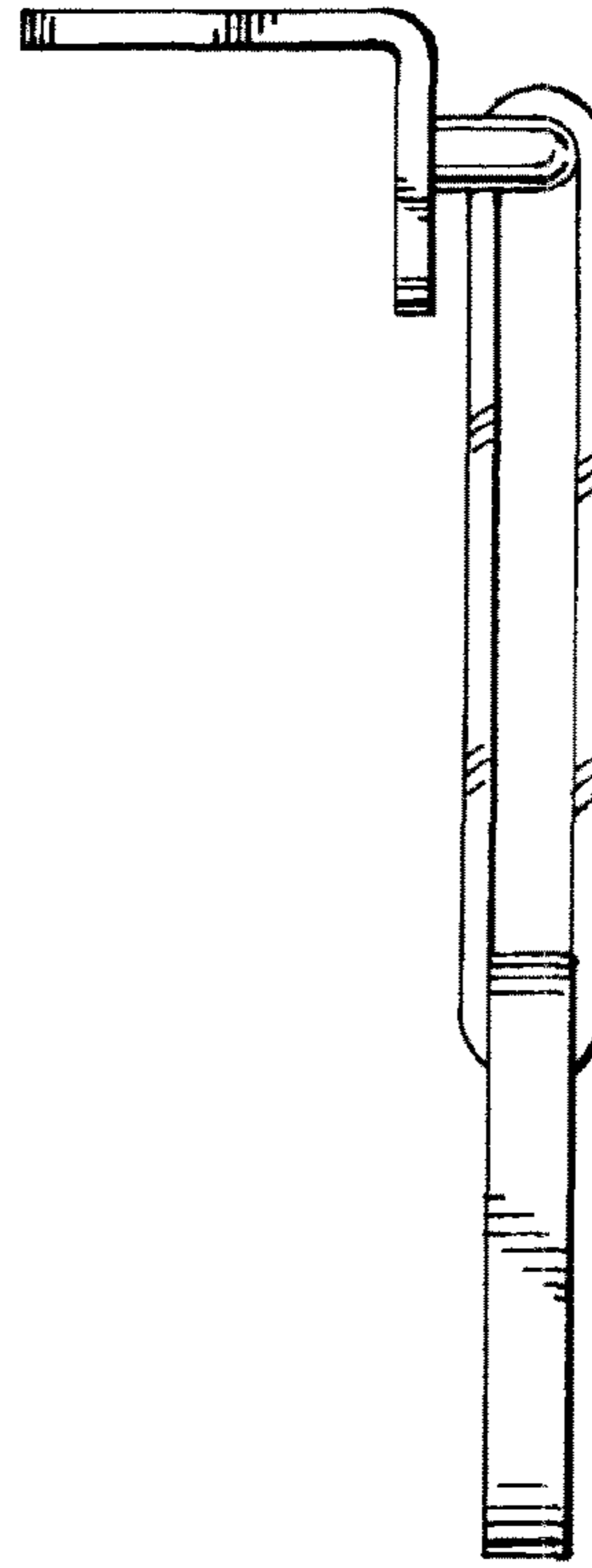


FIG. 6

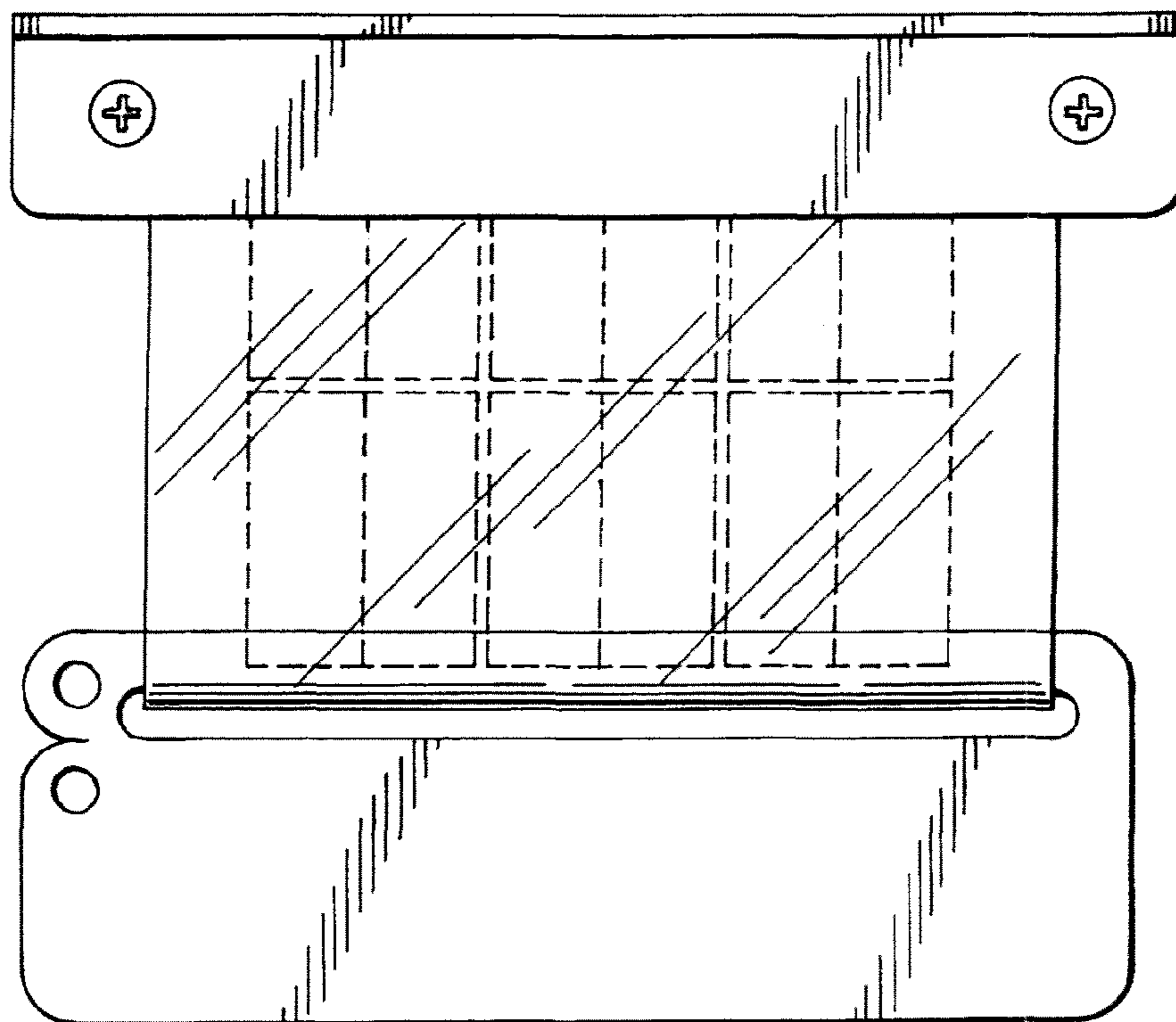


FIG. 7

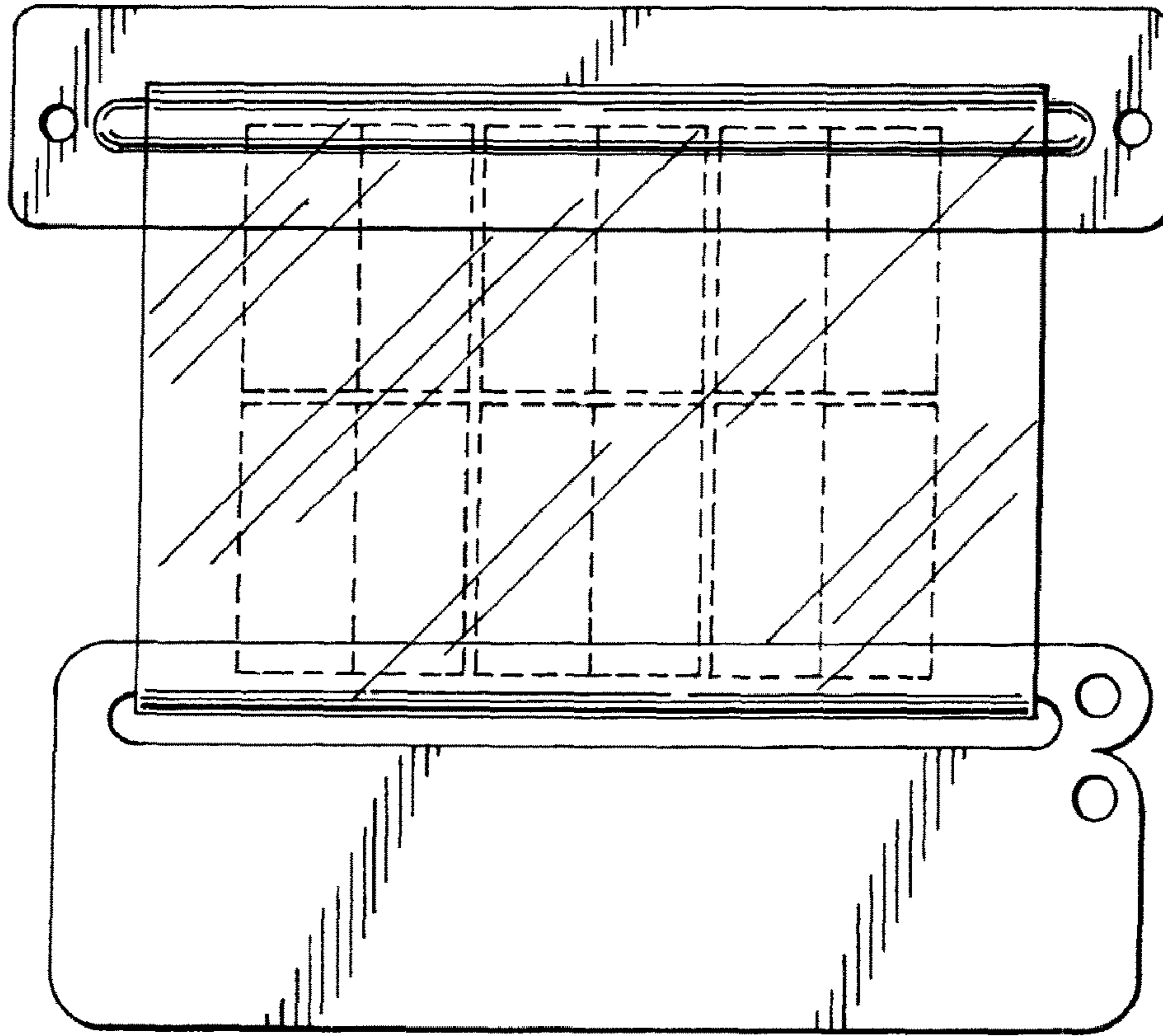


FIG. 8




FIG. 9




FIG. 10

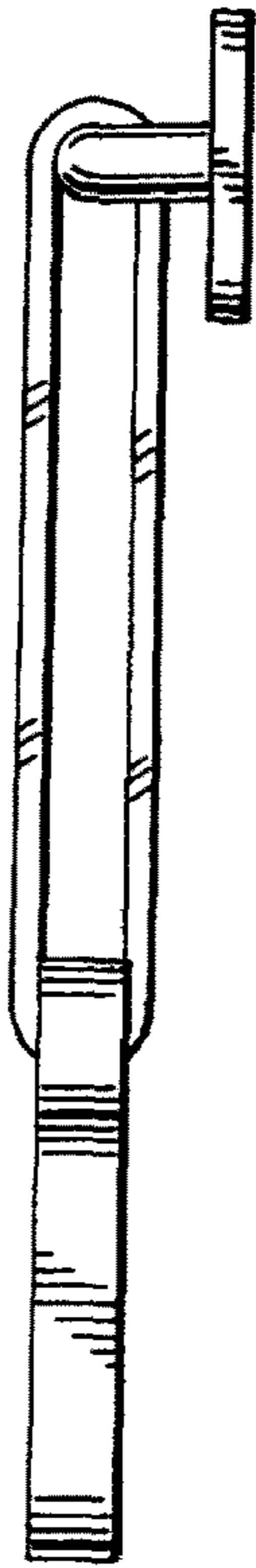


FIG. 11




FIG. 12

