



US00D634785S

(12) **United States Design Patent**
Stravitz

(10) **Patent No.:** **US D634,785 S**
(45) **Date of Patent:** **** Mar. 22, 2011**

(54) **MULTI-COMPARTMENT ORGANIZER**

(76) Inventor: **David M. Stravitz**, New York, NY (US)

(**) Term: **14 Years**

(21) Appl. No.: **29/349,689**

(22) Filed: **Apr. 23, 2010**

(51) **LOC (9) Cl.** **19-02**

(52) **U.S. Cl.** **D19/78**

(58) **Field of Classification Search** D6/449,
D6/471, 474, 477, 478, 479, 553; D19/75,
D19/77, 78, 86-87, 90-92; 206/215; 211/10,
211/11, 45, 50, 55, 72, 126.5; D3/313
See application file for complete search history.

(56) **References Cited**

U.S. PATENT DOCUMENTS

| | | | | |
|--------------|--------|--------------|-------|--------|
| D190,131 S * | 4/1961 | Traum | | D3/310 |
| D279,384 S * | 6/1985 | Evenson | | D19/75 |
| D316,565 S * | 4/1991 | Rust | | D19/75 |
| D354,310 S * | 1/1995 | Crist et al. | | D19/75 |
| D356,337 S * | 3/1995 | Douglas | | D19/75 |
| D360,529 S * | 7/1995 | Balzen | | D3/313 |
| D381,686 S * | 7/1997 | Chiu | | D19/77 |

| | | | | |
|--------------|---------|----------------|-------|--------|
| D397,151 S * | 8/1998 | Schultz et al. | | D19/90 |
| D398,078 S * | 9/1998 | Hsu | | D28/73 |
| D540,630 S * | 4/2007 | Jenkins | | D7/701 |
| D612,891 S * | 3/2010 | Chen et al. | | D19/78 |
| D625,946 S * | 10/2010 | Moore | | D6/629 |

* cited by examiner

Primary Examiner — Elizabeth A Albert

(57) **CLAIM**


The ornamental design for a multi-compartment organizer, as shown and described.

DESCRIPTION

FIG. 1 is a top, front, right side perspective view of a multi-compartment organizer showing my new design;
FIG. 2 is a bottom, rear left side perspective view thereof;
FIG. 3 is a front elevational view thereof;
FIG. 4 is a rear elevational view thereof;
FIG. 5 is a right side elevational view thereof;
FIG. 6 is a left side elevational view thereof; and,
FIG. 7 is a top plan view thereof.

The broken lines showing surfaces inside the compartments in FIG. 7 are included for the purpose of illustrating portions of the top that form no part of the claimed design.

1 Claim, 5 Drawing Sheets



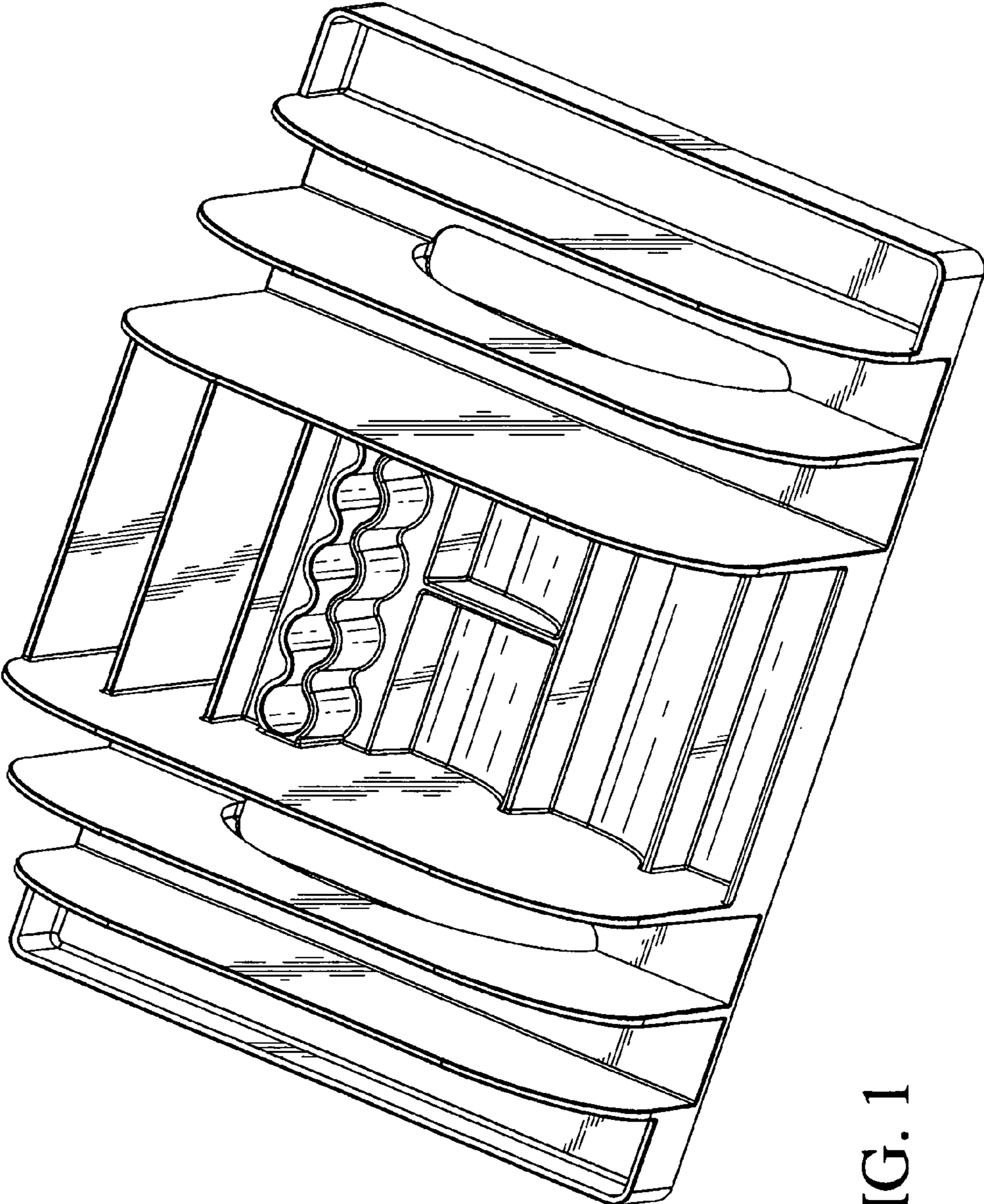


FIG. 1




FIG. 2

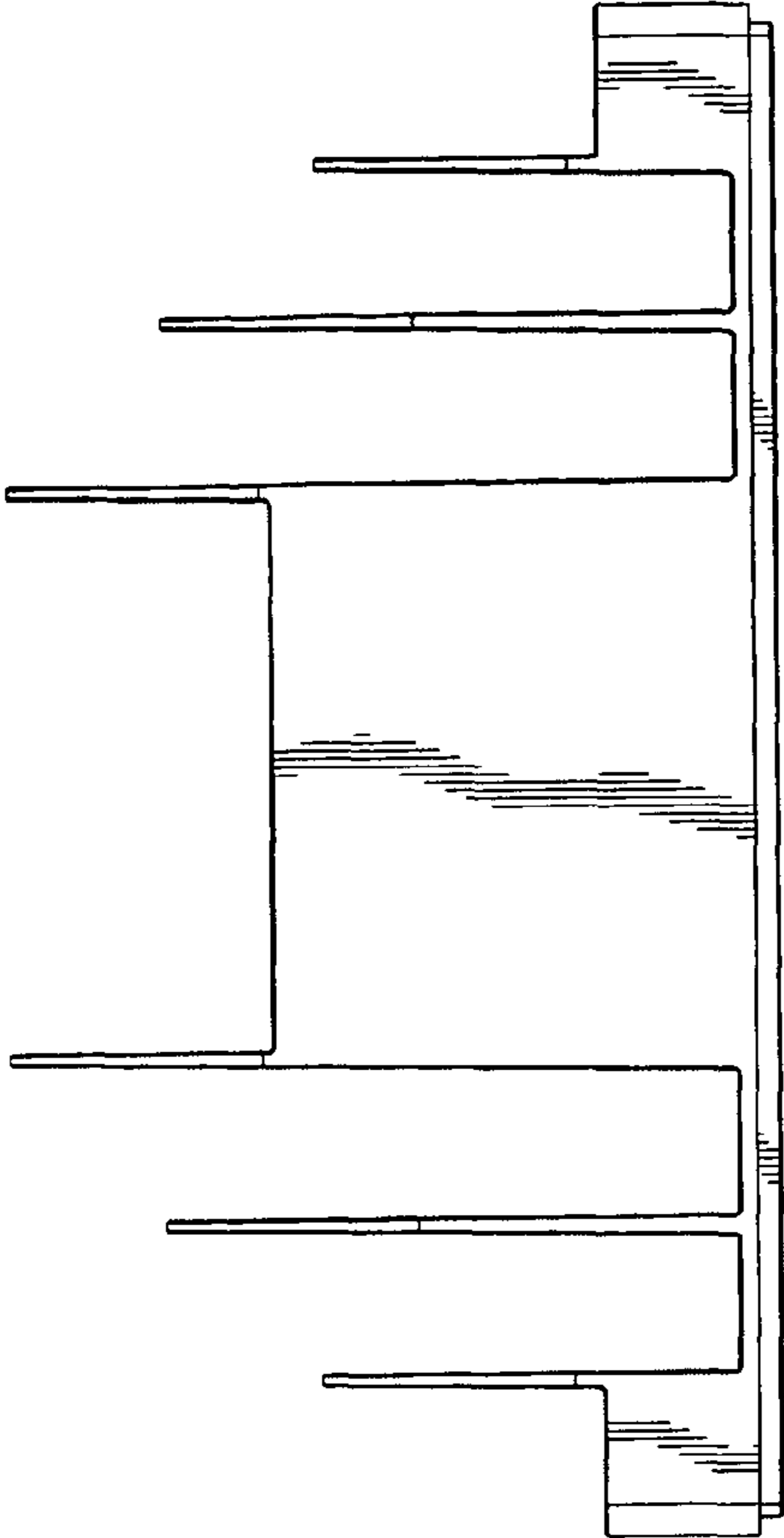


FIG. 4

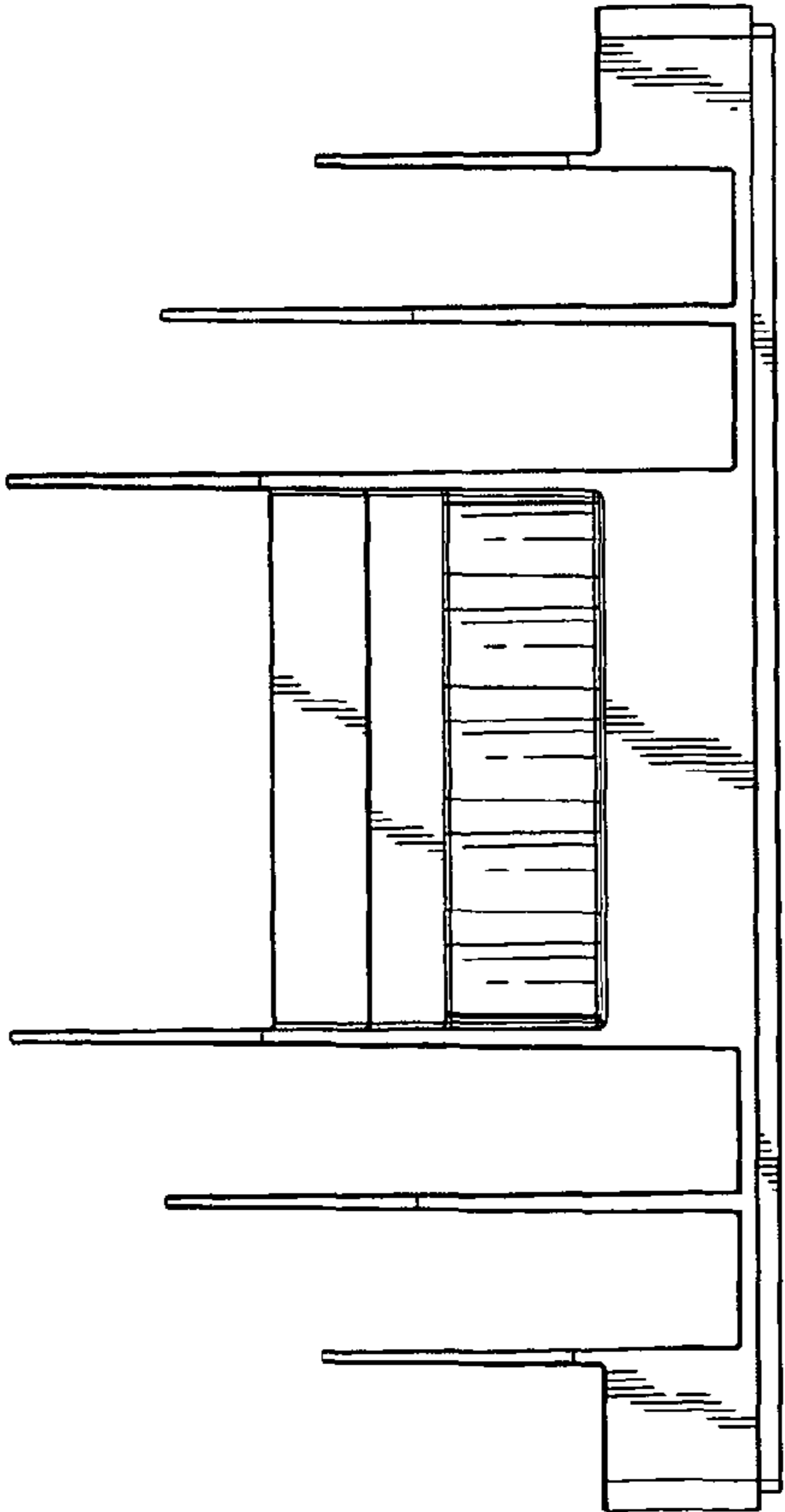


FIG. 3

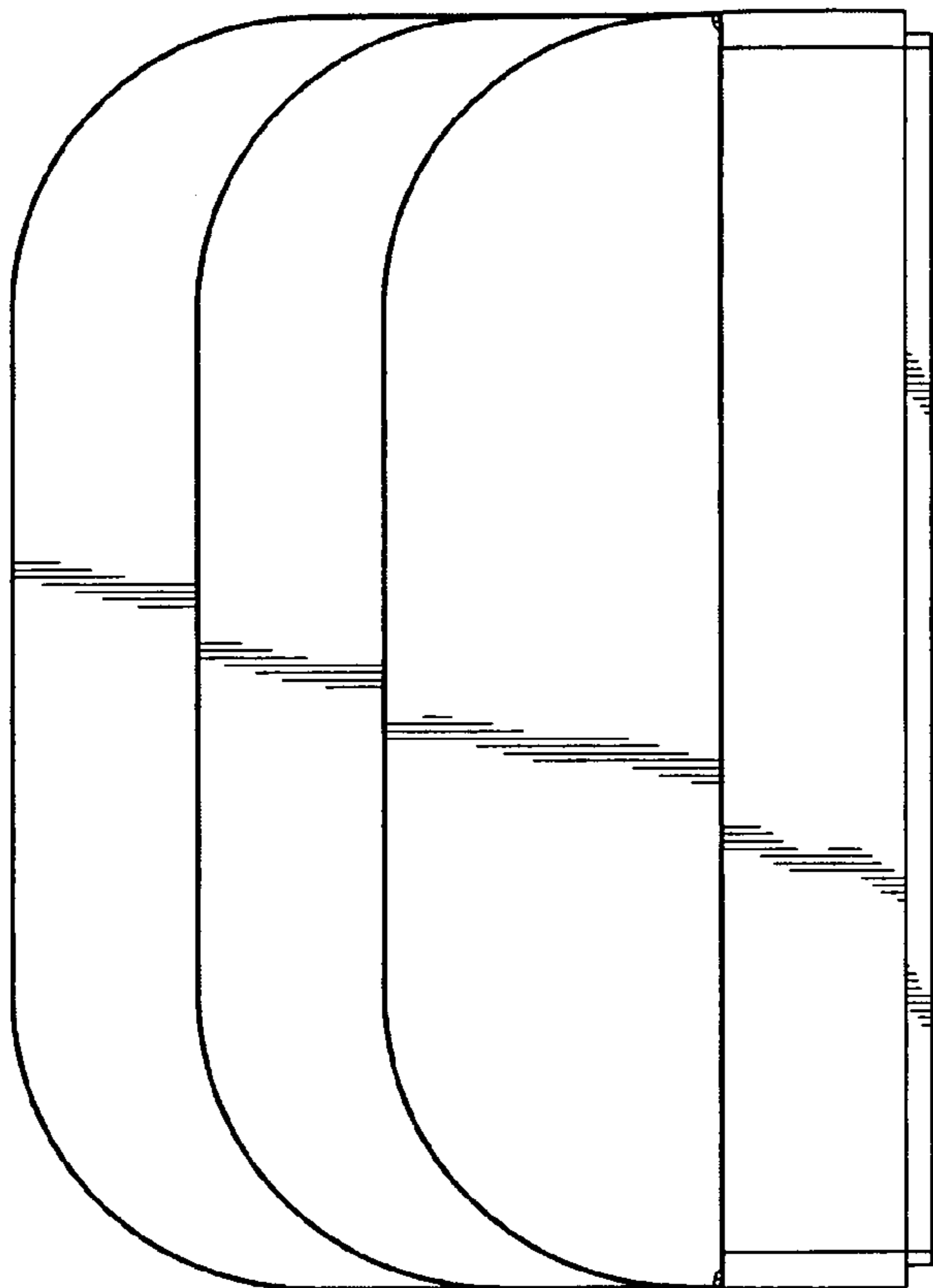


FIG. 6

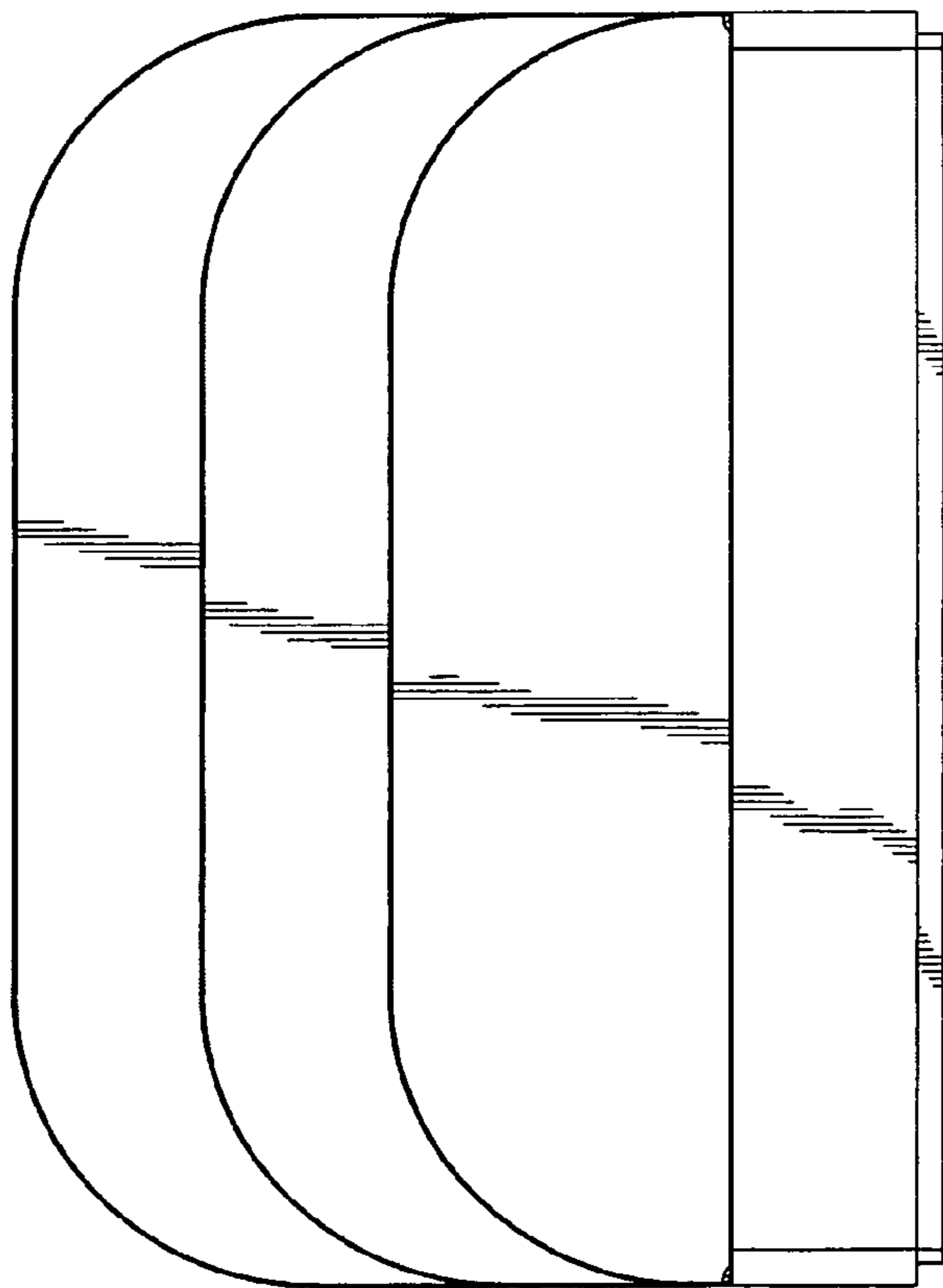


FIG. 5

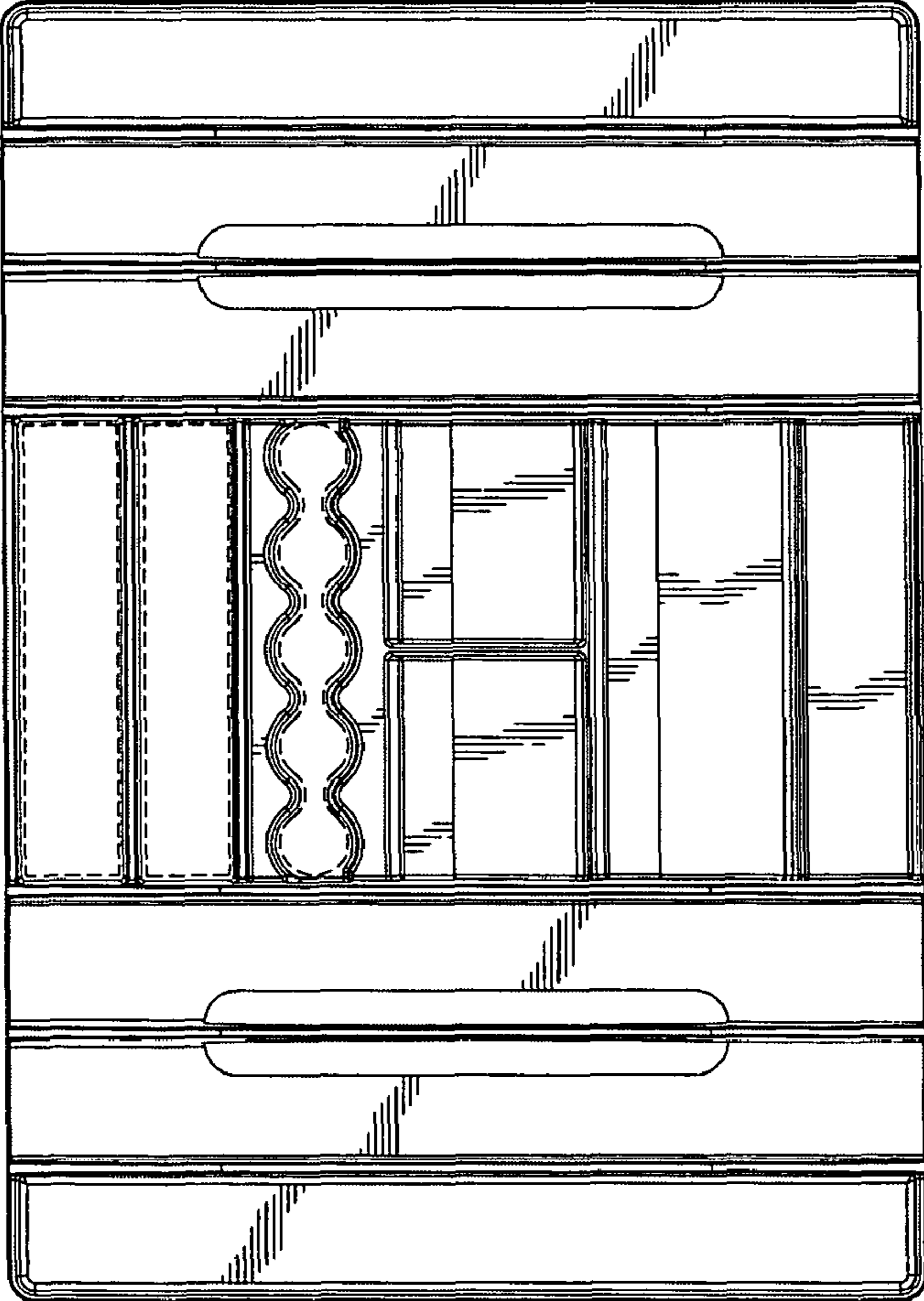


FIG. 7