



US00D634783S

(12) **United States Design Patent**  
**Papenfuss**

(10) **Patent No.:** **US D634,783 S**  
(45) **Date of Patent:** **\*\* Mar. 22, 2011**

(54) **WRITING INSTRUMENT**

(75) Inventor: **Andreas Papenfuss**, Weimar (DE)

(73) Assignee: **Faber-Castell Aktiengesellschaft**, Stein (DE)

(\*\*) Term: **14 Years**

(21) Appl. No.: **29/346,346**

(22) Filed: **Oct. 30, 2009**

(30) **Foreign Application Priority Data**

Apr. 30, 2009 (EM) ..... 001132674-0001  
Apr. 30, 2009 (EM) ..... 001132674-0002

(51) **LOC (9) Cl.** ..... **19-06**

(52) **U.S. Cl.** ..... **D19/51**

(58) **Field of Classification Search** ..... D19/35,  
D19/36, 41-51, 53-57; 24/11 F, 11 P, 11 R;  
401/52, 99, 100, 104-109, 192, 195, 196  
See application file for complete search history.

(56) **References Cited**

**U.S. PATENT DOCUMENTS**

D191,341	S *	9/1961	Fuchs	.....	D19/45
D439,613	S *	3/2001	Ham	.....	D19/43
D441,398	S *	5/2001	Owen et al.	.....	D19/49
6,273,627	B1 *	8/2001	Mittersinker et al.	.....	401/117
D465,809	S *	11/2002	Deluca et al.	.....	D19/50
D477,025	S *	7/2003	Morrow	.....	D19/51
D480,620	S *	10/2003	Tu	.....	D8/94
6,729,785	B2 *	5/2004	Wijerama	.....	401/17
D492,173	S *	6/2004	Huang	.....	D8/48
6,755,584	B2 *	6/2004	O'Brien et al.	.....	401/117
D497,388	S *	10/2004	Kit	.....	D19/36
7,097,377	B1 *	8/2006	Rigoni	.....	401/195

(Continued)

**FOREIGN PATENT DOCUMENTS**

WO DM/072381 \* 10/2009

**OTHER PUBLICATIONS**

Faber-Castell Sales Folder, May 2009.

(Continued)

*Primary Examiner* — Elizabeth A Albert

(74) *Attorney, Agent, or Firm* — Calfee, Halter & Griswold LLP

(57) **CLAIM**

I claim the ornamental design for a writing instrument, as shown and described.

**DESCRIPTION**

FIG. 1 is a perspective view of a first embodiment of the writing instrument;

FIG. 2 is a top view thereof;

FIG. 3 is a bottom view thereof;

FIG. 4 is a right side view thereof;

FIG. 5 is a left side view thereof;

FIG. 6 is a front view thereof; and

FIG. 7 is a rear view thereof.

FIG. 8 is a perspective view of a second embodiment of the writing instrument;

FIG. 9 is a top view thereof;

FIG. 10 is a bottom view thereof;

FIG. 11 a right side view thereof;

FIG. 12 is a left side view thereof;

FIG. 13 is a front view thereof; and

FIG. 14 is a rear view thereof.

FIG. 15 is a perspective view of a third embodiment of the writing instrument;

FIG. 16 is a top view thereof;

FIG. 17 is a bottom view thereof;

FIG. 18 is a right side view thereof;

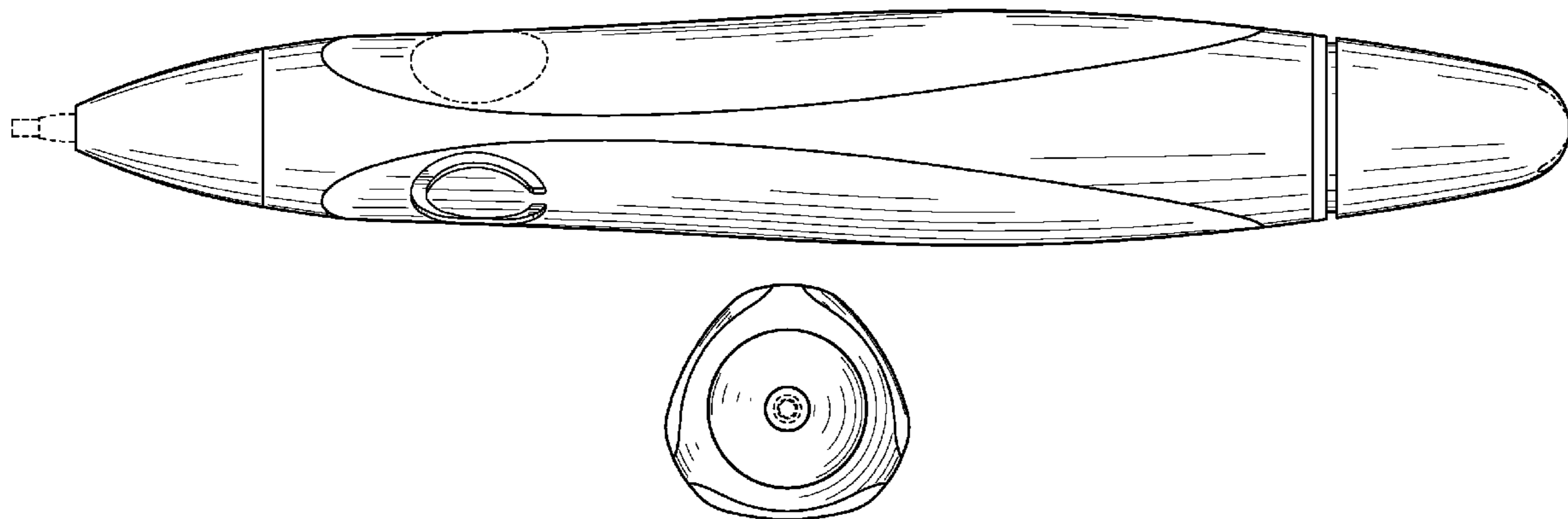
FIG. 19 is a left side view thereof;

FIG. 20 is a front view thereof; and,

FIG. 21 is a rear view thereof.

The stippling represents a contrast of color. The broken lines in the drawings showing the lead and lead guide, anterior openings, and mold injection point form no part of the claimed design. Additionally, the broken lines immediately adjacent the shaded areas in FIGS. 2, 5, 9, 12, 16, and 19 represent the bounds of the claimed design and form no part of the claimed design.

**1 Claim, 9 Drawing Sheets**



# US D634,783 S

Page 2

---

## U.S. PATENT DOCUMENTS

D533,590 S \* 12/2006 Beyer ..... D19/49  
D541,858 S \* 5/2007 Yeh ..... D19/44  
D545,364 S \* 6/2007 Ternovits ..... D19/43  
D547,800 S \* 7/2007 Gallay et al. .... D19/41  
D551,706 S \* 9/2007 Atela et al. .... D19/43  
D566,360 S \* 4/2008 Ungaro ..... D32/35  
D566,762 S \* 4/2008 Qiu ..... D19/43

D576,675 S \* 9/2008 Kent et al. .... D19/49  
D580,489 S \* 11/2008 Ma ..... D19/36  
D590,017 S \* 4/2009 Weaver et al. .... D19/43  
D598,953 S \* 8/2009 Yu et al. .... D19/47

## OTHER PUBLICATIONS

Paperworld, Jan. 2009.

\* cited by examiner




Fig. 1

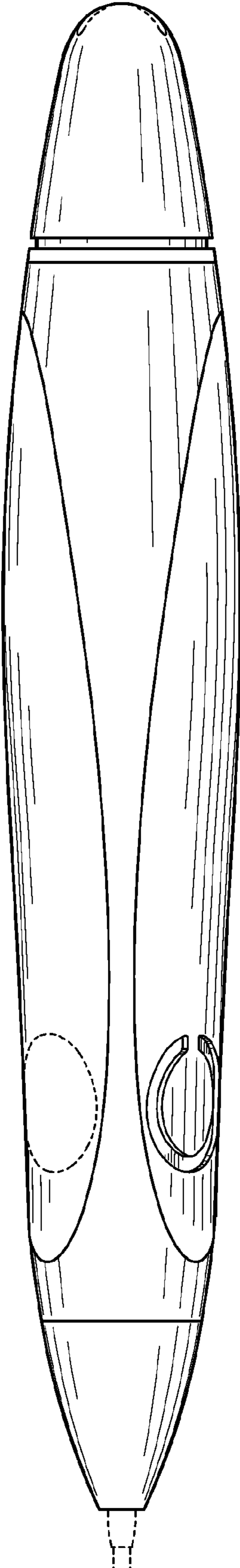


Fig. 2

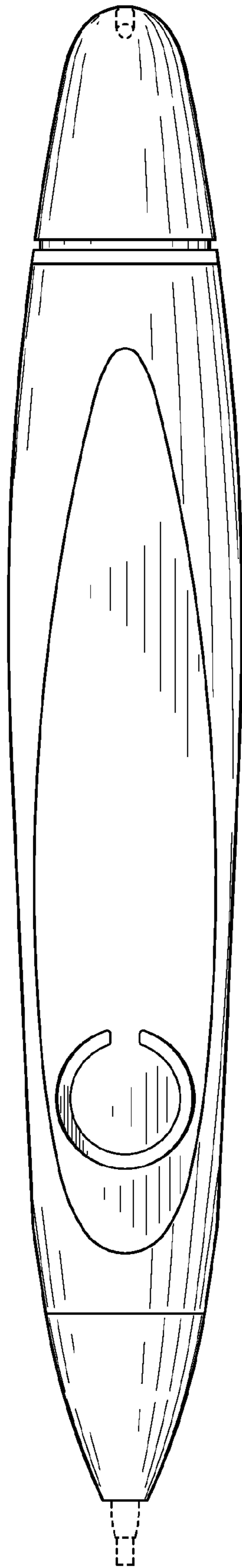


Fig. 3

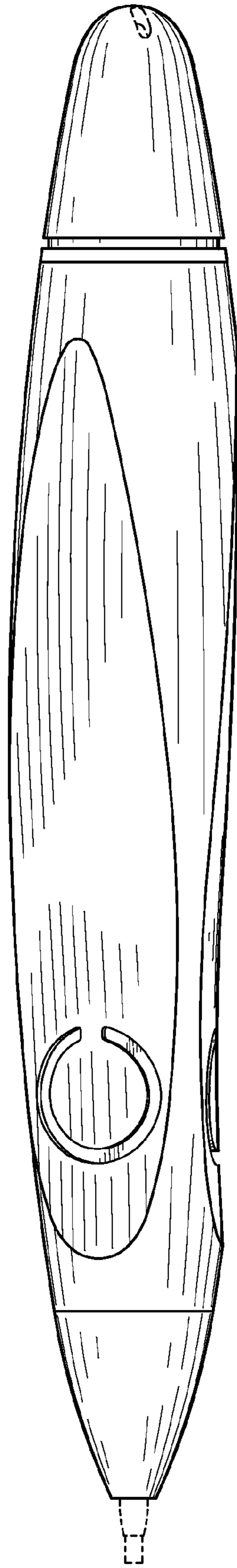


Fig. 4




Fig. 5

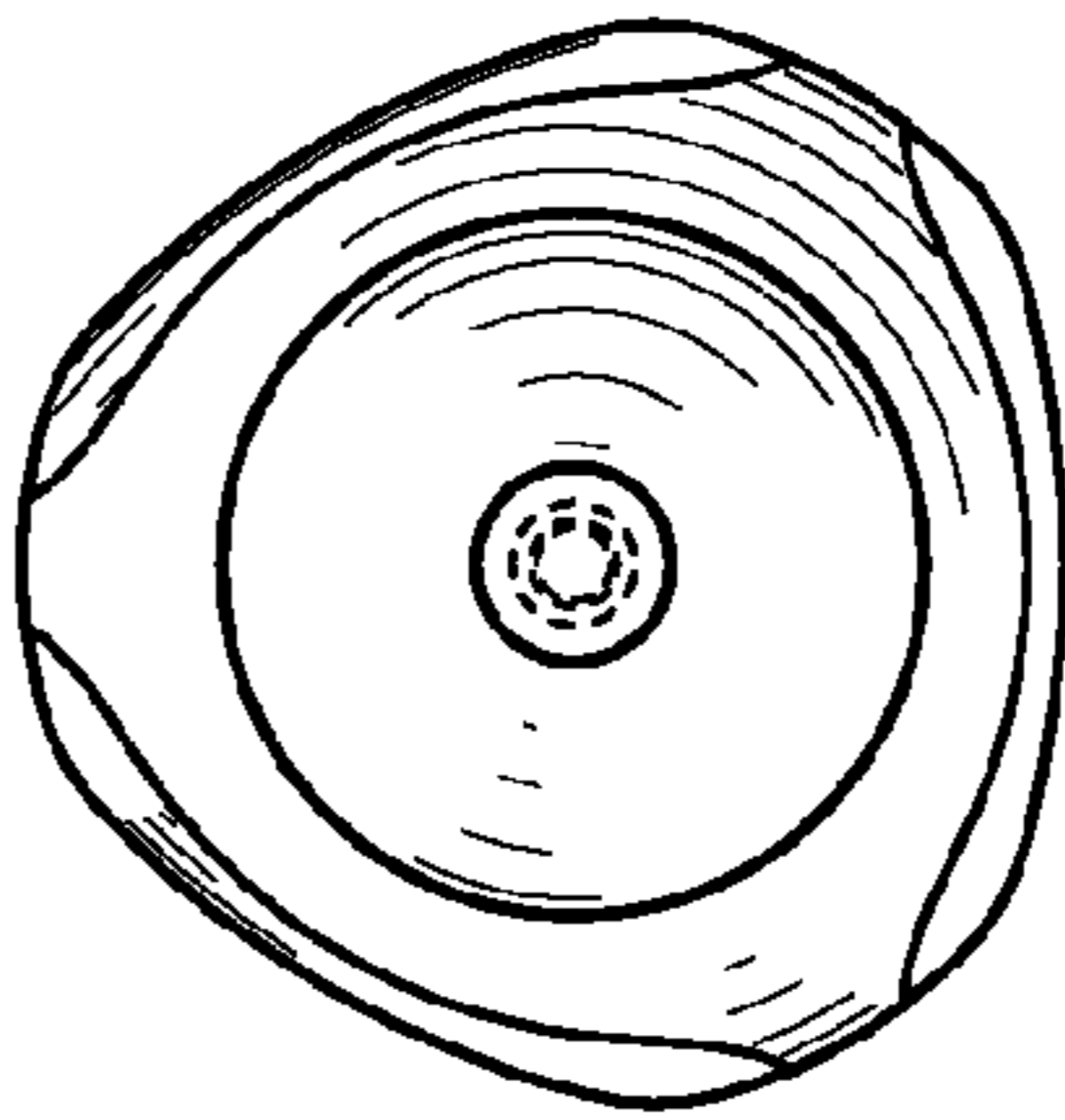


Fig. 6

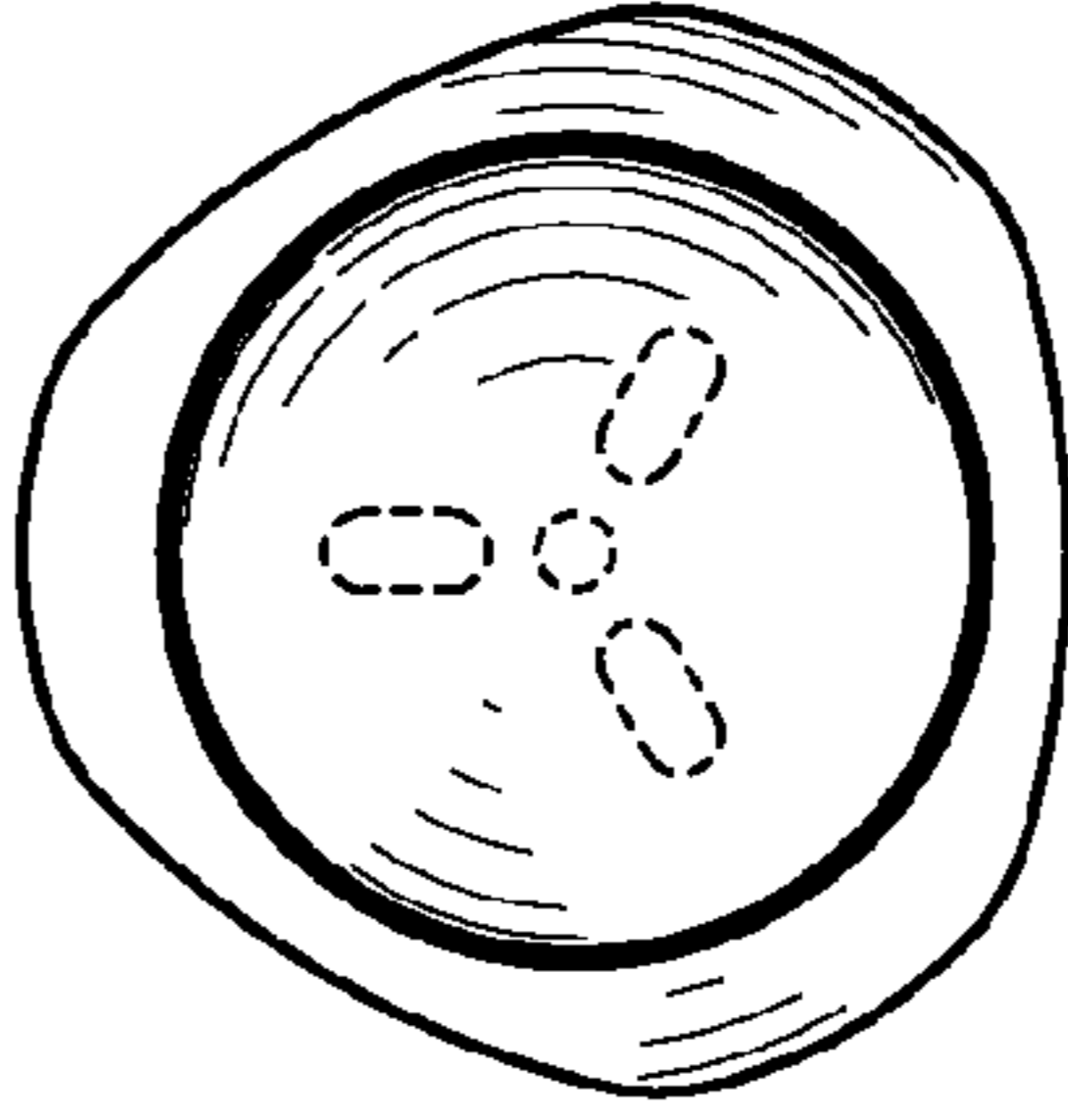


Fig. 7




Fig. 8

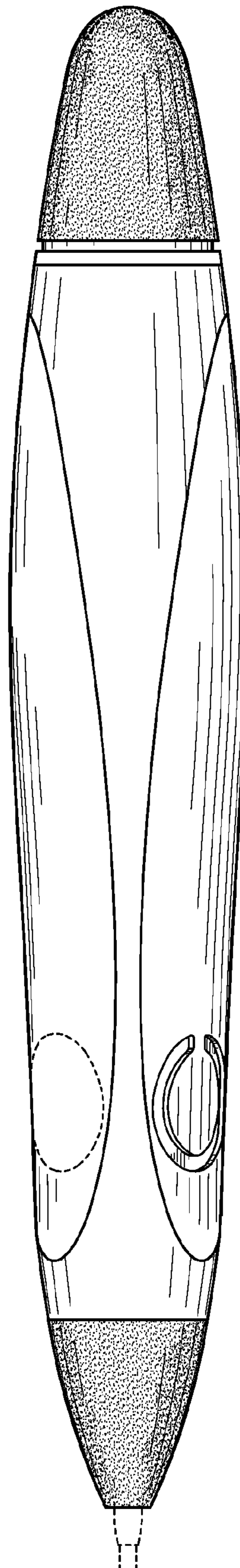


Fig. 9

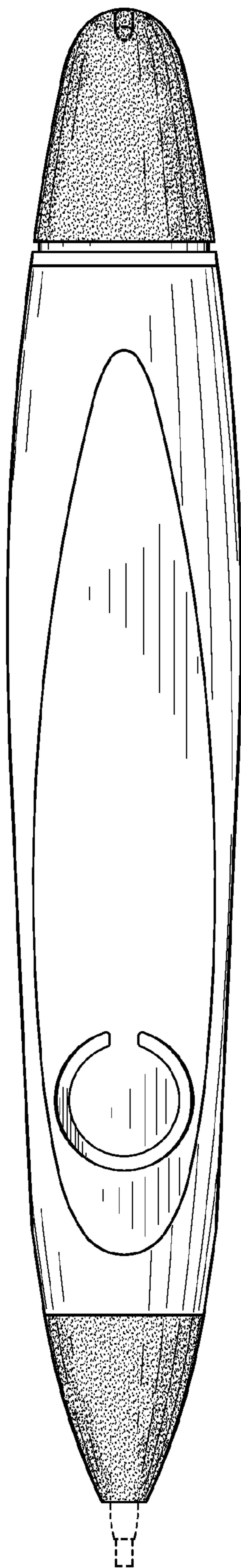


Fig. 10

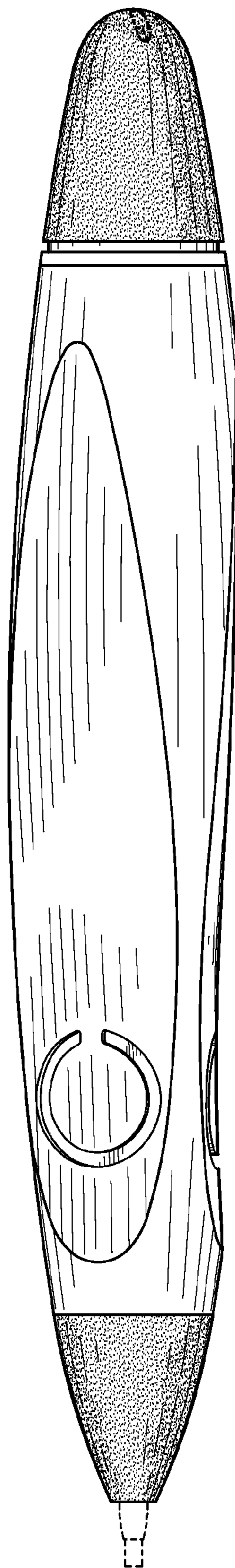


Fig. 11

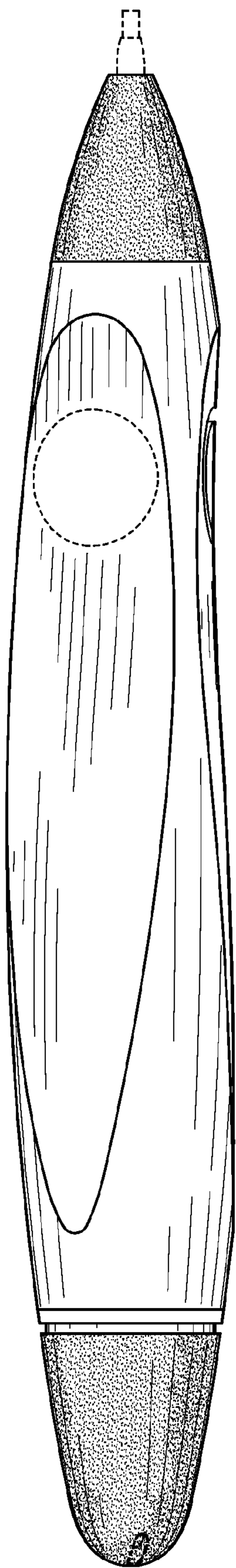


Fig. 12

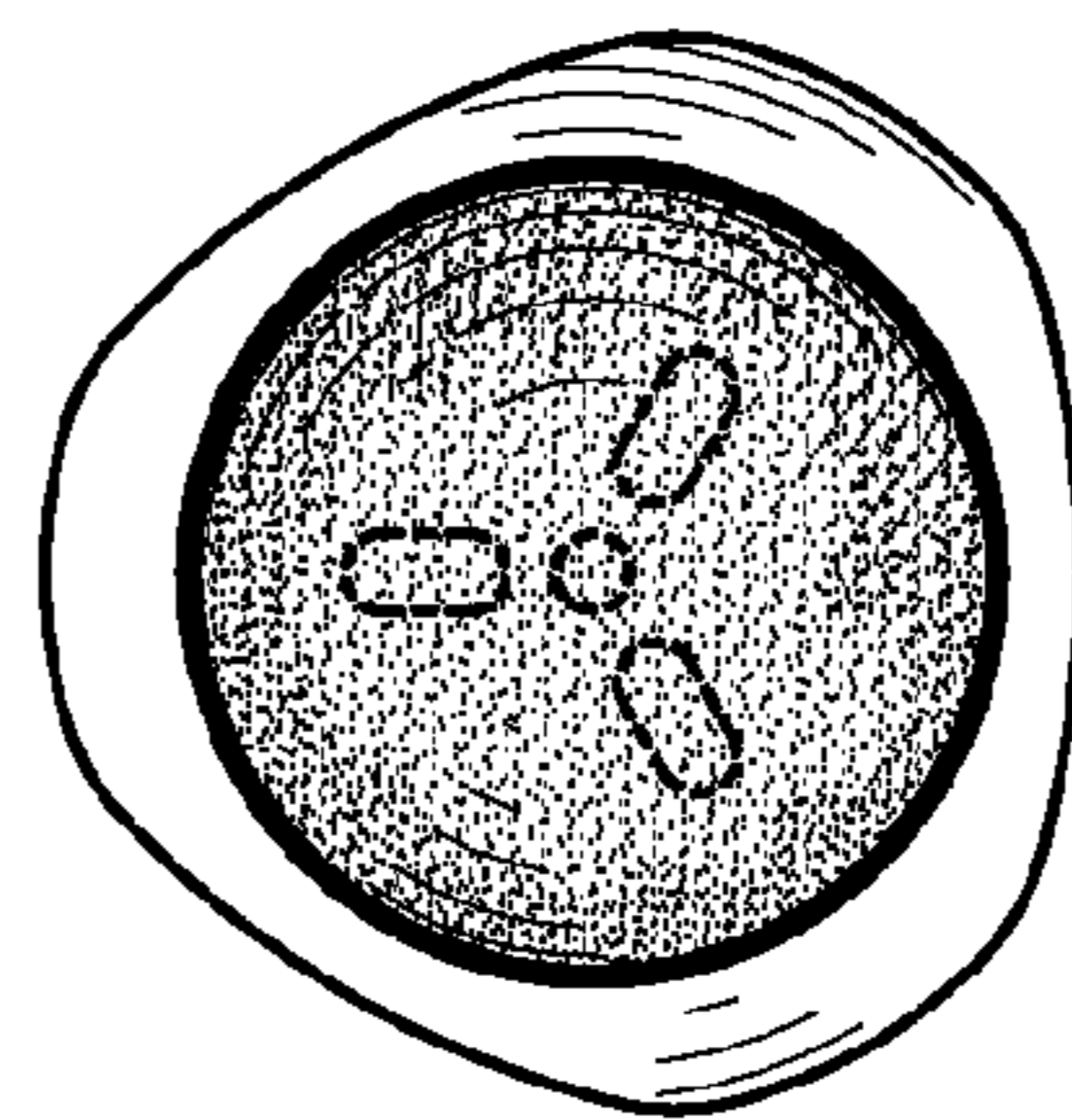


Fig. 14

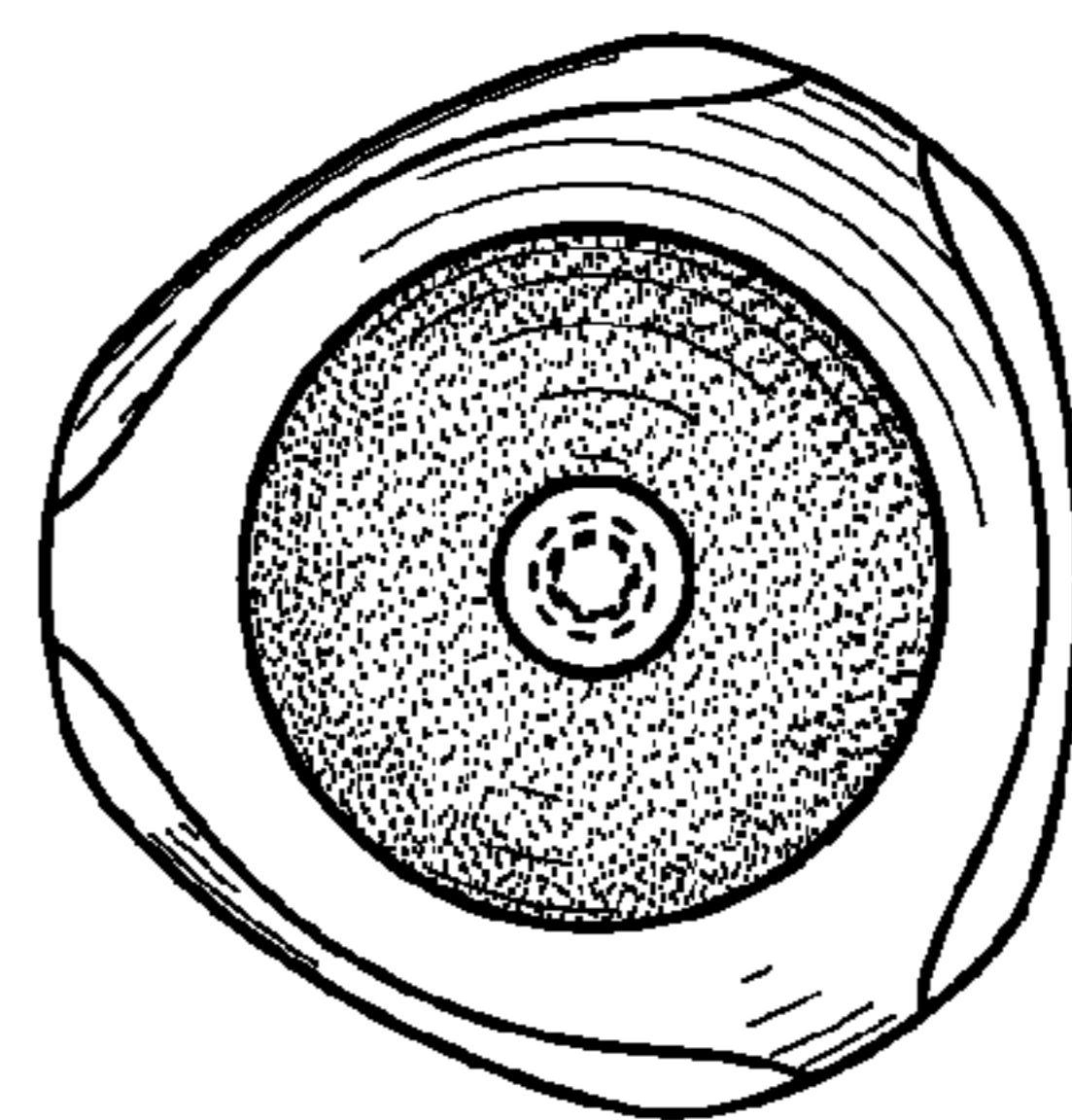


Fig. 13





Fig. 15

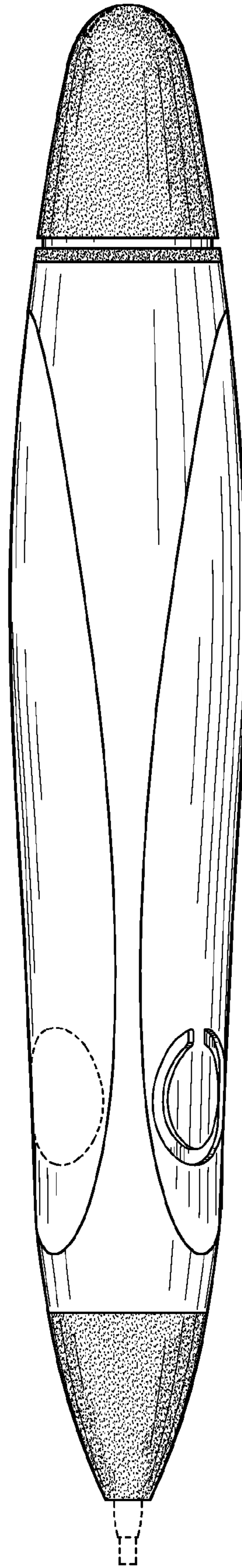


Fig. 16

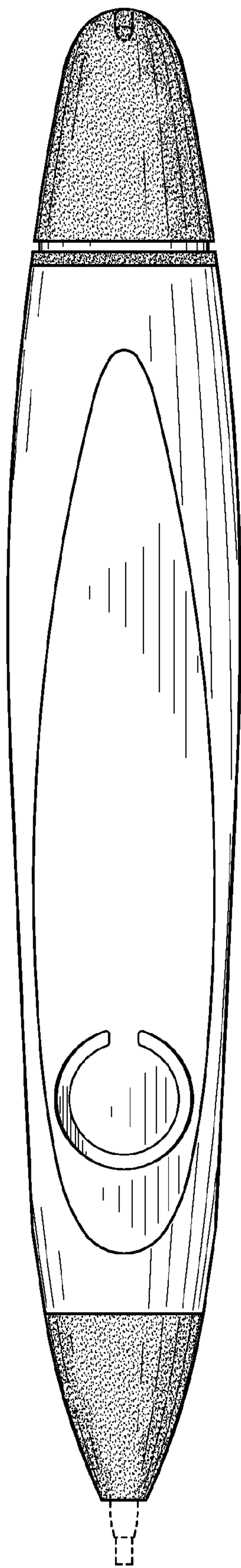


Fig. 17

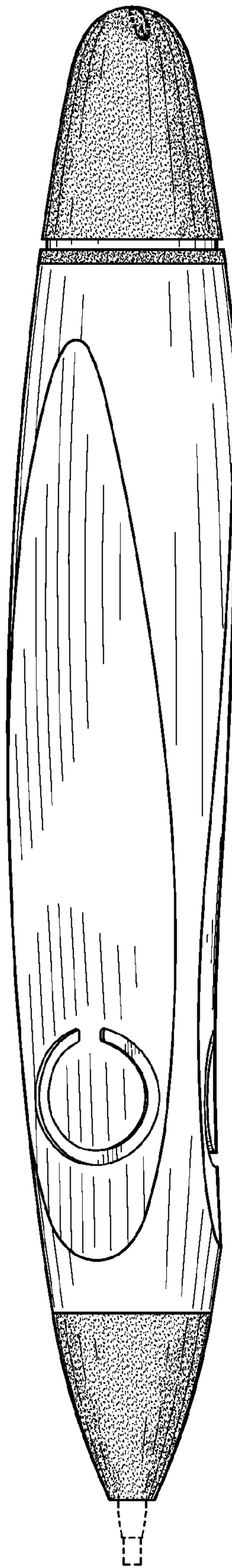


Fig. 18

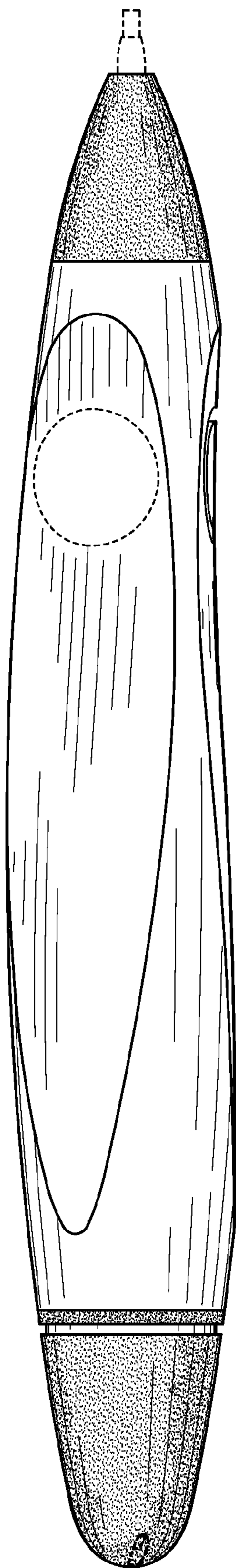


Fig. 19

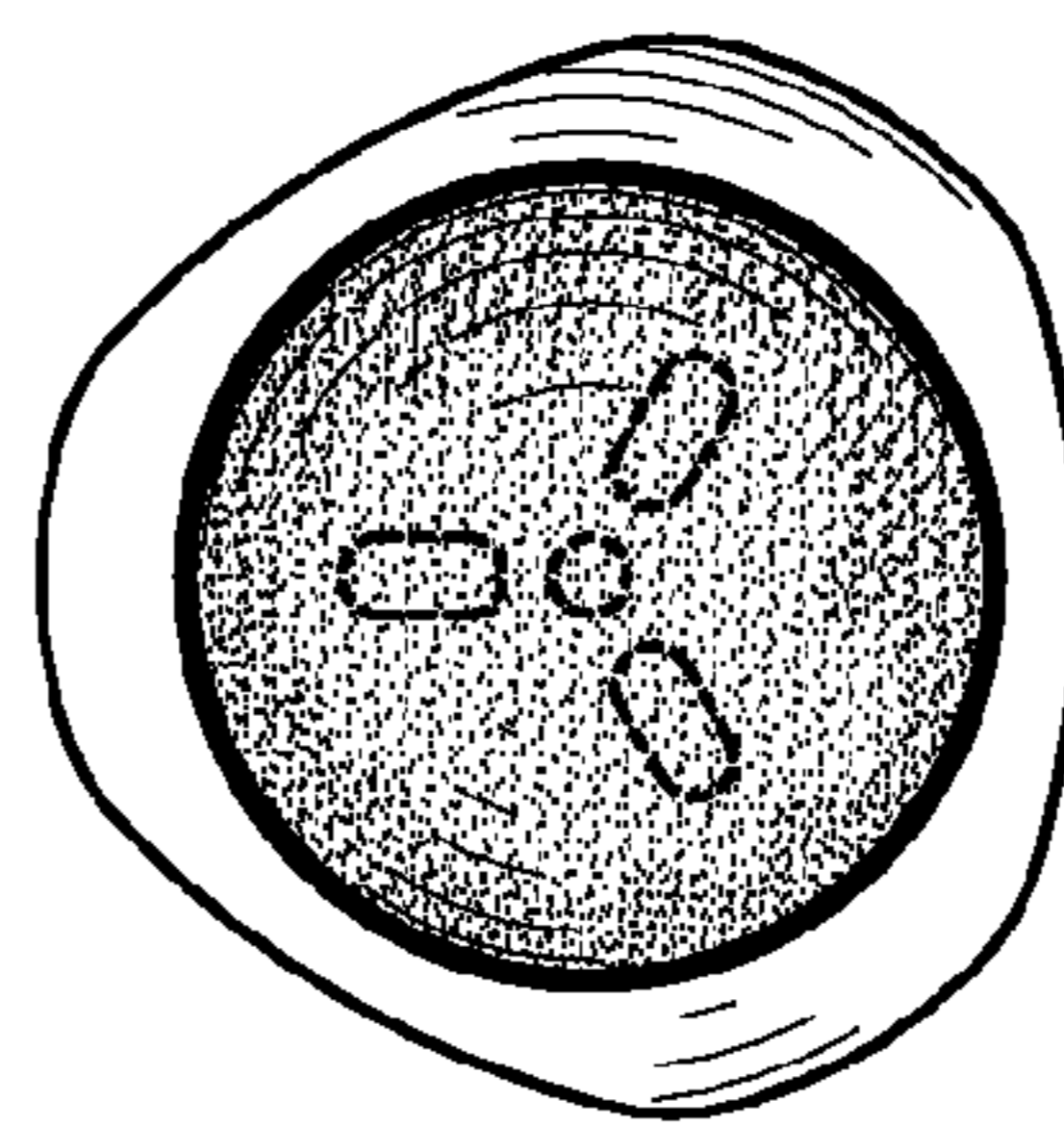


Fig. 21

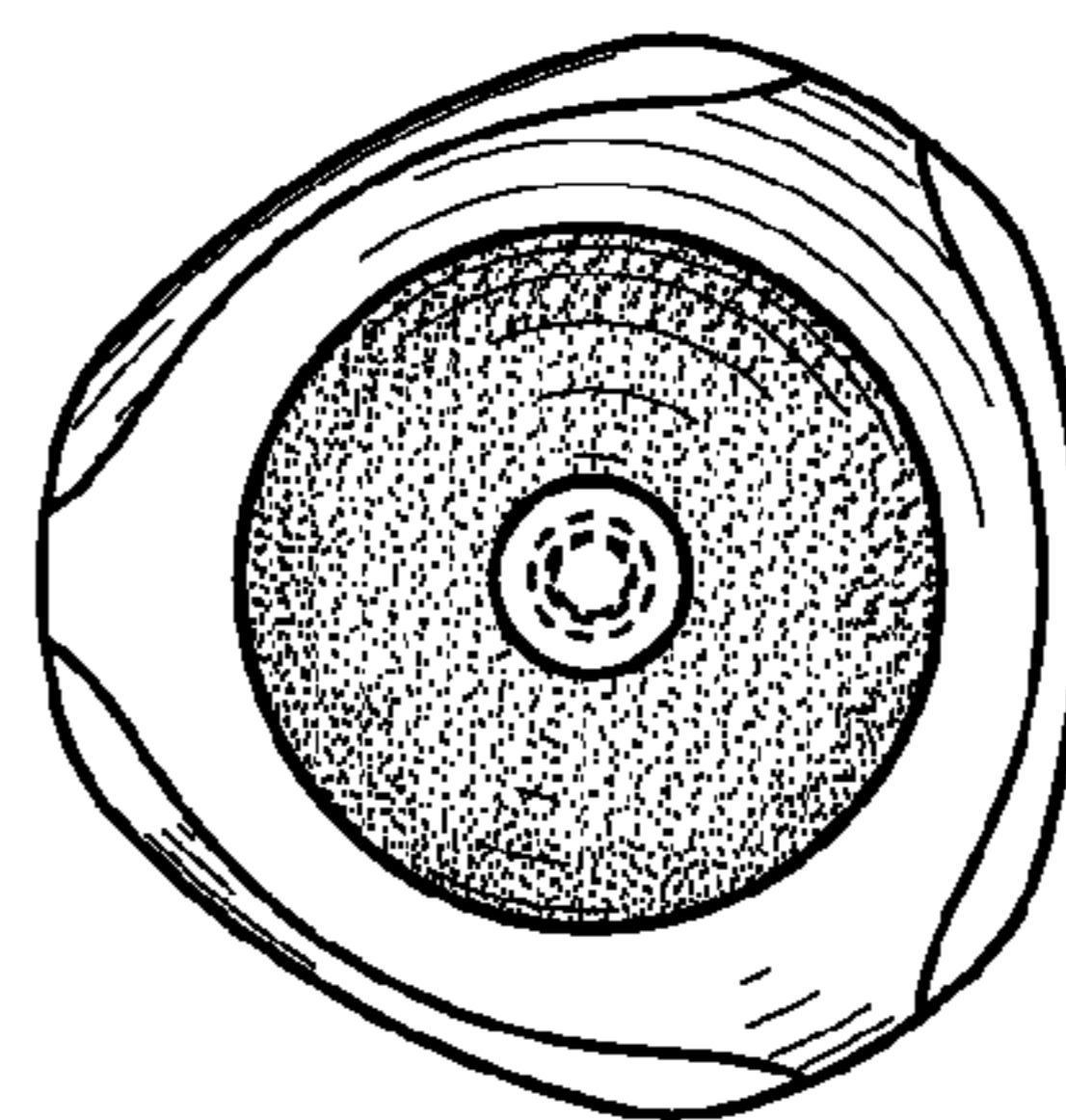


Fig. 20