



US00D634781S

(12) **United States Design Patent**
Hertrich, Jr.

(10) **Patent No.:** **US D634,781 S**
(45) **Date of Patent:** **** Mar. 22, 2011**

(54) **PROTECTIVE COVER**

(76) Inventor: **John Alfred Hertrich, Jr.**, Oceanside,
NY (US)

(**) Term: **14 Years**

(21) Appl. No.: **29/361,967**

(22) Filed: **May 18, 2010**

Related U.S. Application Data

(63) Continuation-in-part of application No. 29/351,403,
filed on Dec. 4, 2009.

(51) **LOC (9) Cl.** **19-04**

(52) **U.S. Cl.** **D19/26**

(58) **Field of Classification Search** D19/26–28,
D19/32, 35–36, 65, 90–91; D6/300–308,
D6/310–314, 396, 407, 632–633; D9/414–415,
D9/418, 432, 711; D14/474, 477; 40/658;
206/312, 320, 387.1

See application file for complete search history.

(56) **References Cited**

U.S. PATENT DOCUMENTS

D227,970	S	*	7/1973	Davidoff	D6/300
D248,355	S	*	7/1978	Tougas et al.	D6/300
D298,489	S	*	11/1988	Sornborger	D6/300
4,784,264	A	*	11/1988	Sykes	206/387.13
4,802,601	A	*	2/1989	Pijanowski et al.	220/4.01
4,987,999	A	*	1/1991	Hehn	206/387.1
D343,356	S	*	1/1994	Wittman	D9/415

D348,486	S	*	7/1994	Fischtein et al.	D20/40
D349,892	S	*	8/1994	Nakaizumi	D6/407
D350,124	S	*	8/1994	Nakaizumi	D6/407
D385,786	S	*	11/1997	Veaser	D9/432
D398,602	S	*	9/1998	Aoki	D6/407
D444,060	S	*	6/2001	Elsener et al.	D9/418
D484,542	S	*	12/2003	Hassell	D19/75
D530,926	S	*	10/2006	Sellers	D6/300
D553,493	S	*	10/2007	Kracke	D9/711

* cited by examiner

Primary Examiner — T. Chase Nelson

Assistant Examiner — Kathleen M Sims

(74) *Attorney, Agent, or Firm* — Scully, Scott, Murphy &
Presser, P.C.

(57) **CLAIM**

The ornamental design for a protective cover, as shown and
described.

DESCRIPTION

FIG. 1 is a perspective view of the protective cover;

FIG. 2 is a top view thereof;

FIG. 3 is a front view thereof;

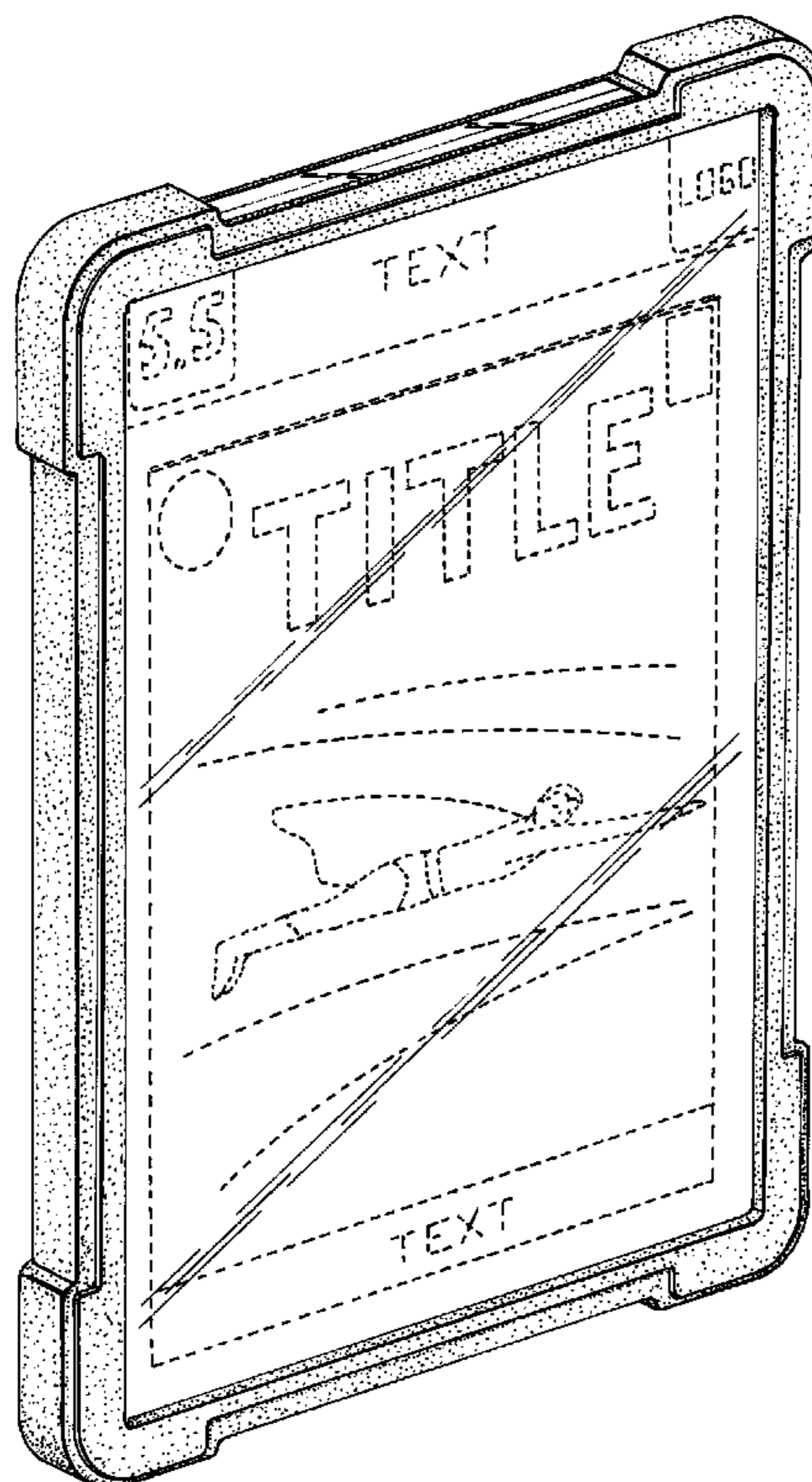
FIG. 4 is a rear view thereof;

FIG. 5 is a side view thereof, the opposite side being a mirror-
image thereof; and,

FIG. 6 is a bottom view thereof.

The broken line showing of details in FIGS. 1, 3 and 4 is
included for the purpose of showing environmental portions
of the protective cover and forms no part of the claimed
design.

1 Claim, 3 Drawing Sheets



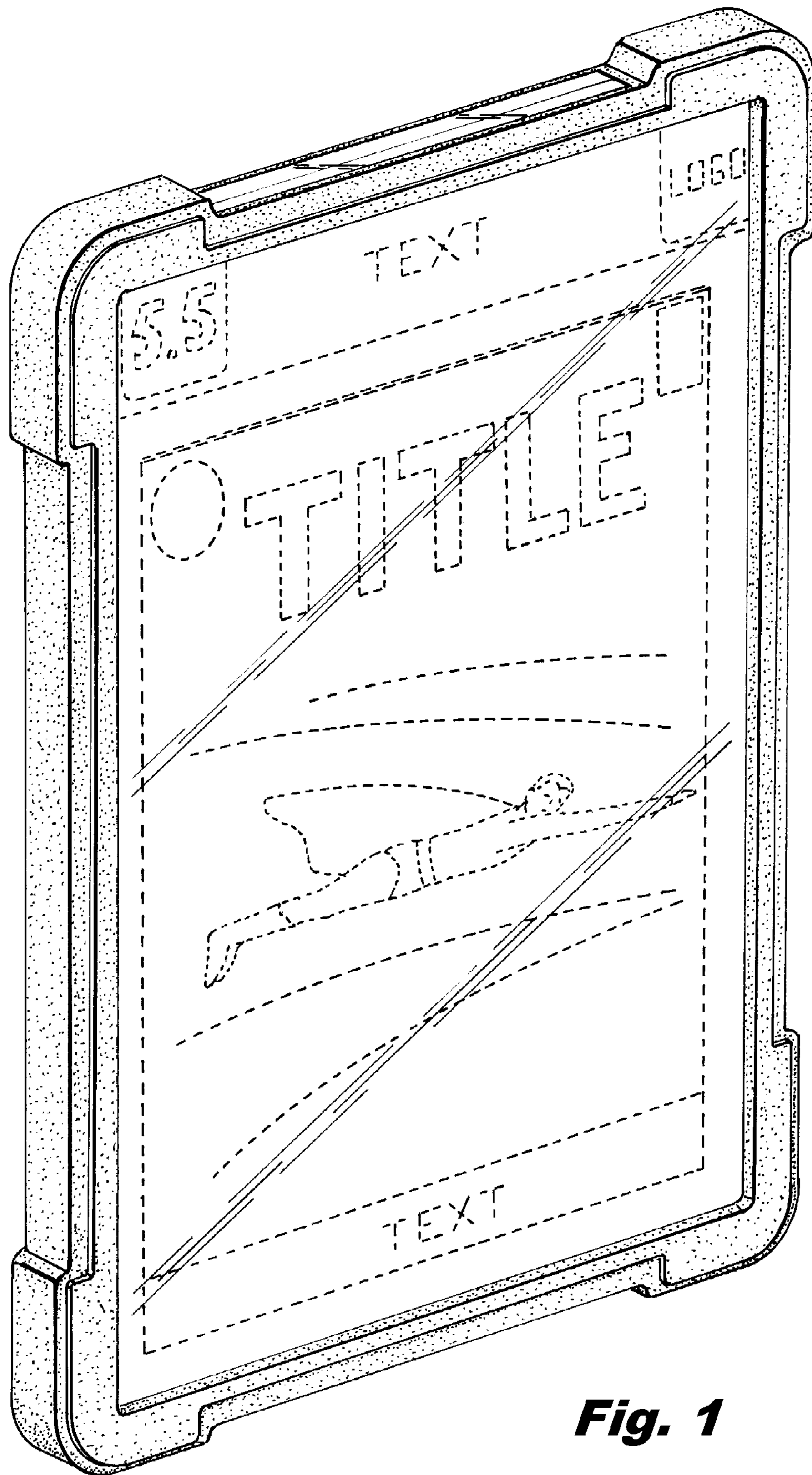


Fig. 1




Fig. 2

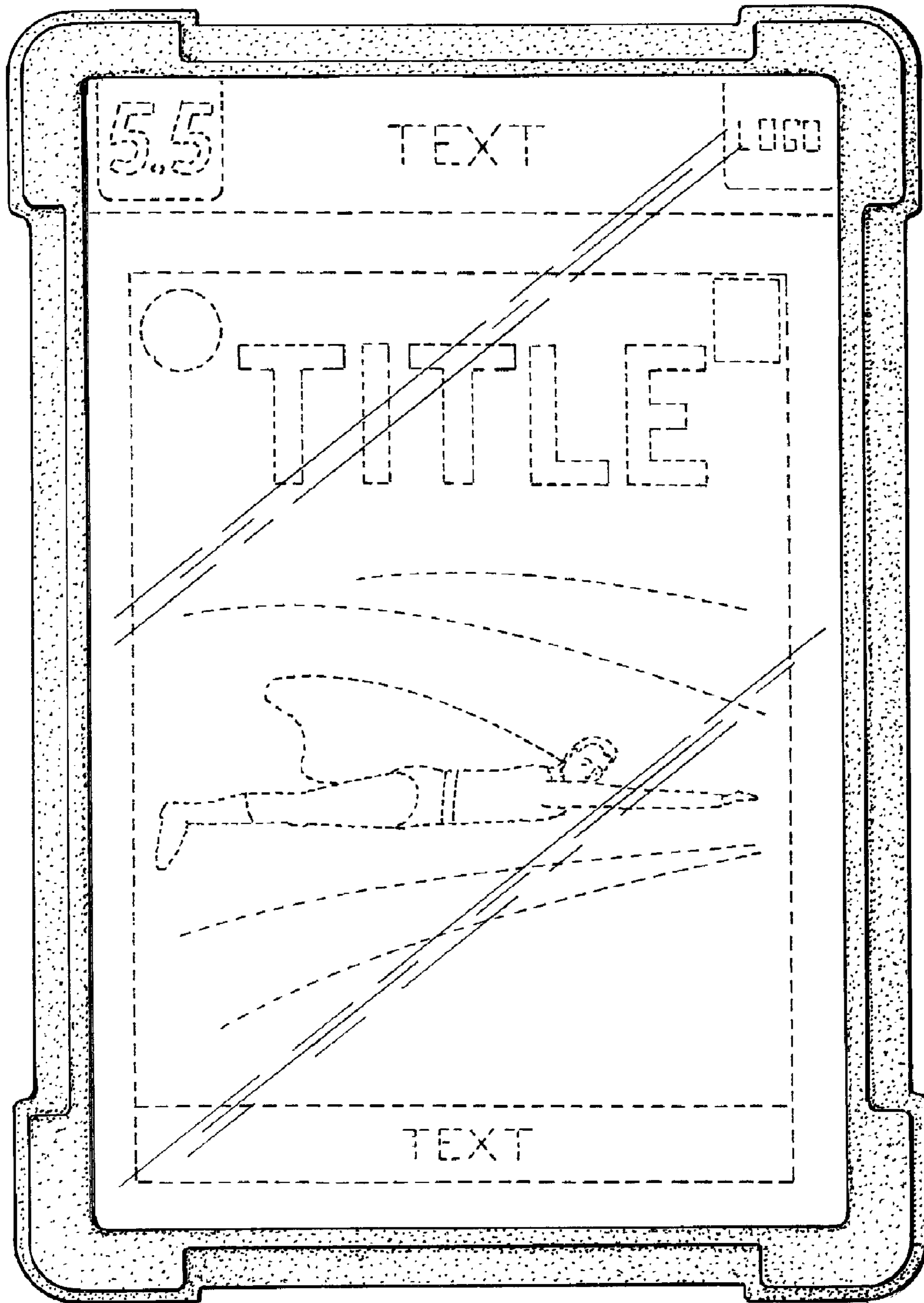


Fig. 3




Fig. 6

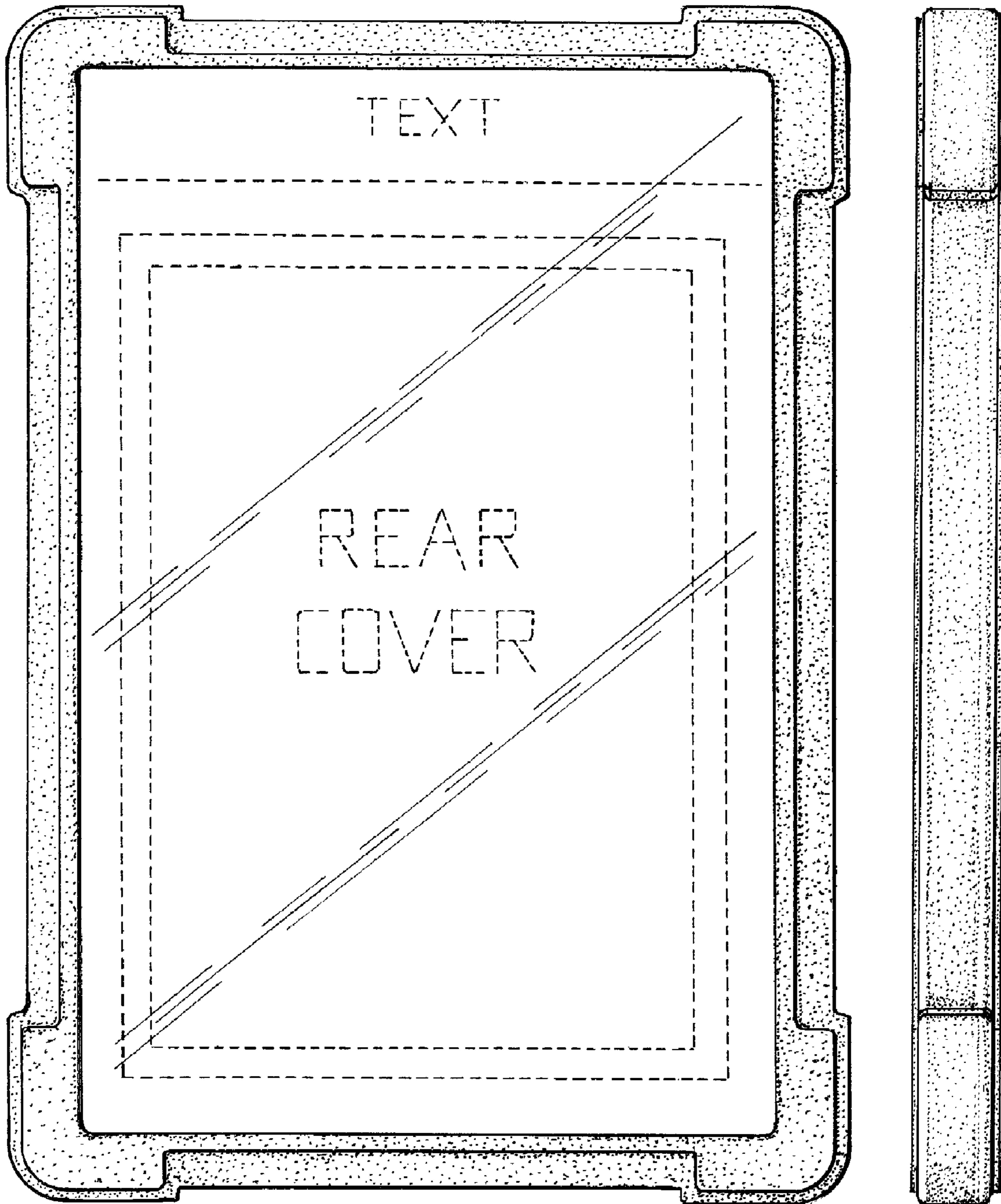


Fig. 4

Fig. 5