



US00D634775S

(12) **United States Design Patent**
Cornell

(10) **Patent No.:** **US D634,775 S**
(45) **Date of Patent:** **** Mar. 22, 2011**

(54) **ADORNMENT FOR EYEGLASS TEMPLES**

(76) Inventor: **Peggie Cornell, Innisfail (CA)**

(**) Term: **14 Years**

(21) Appl. No.: **29/365,960**

(22) Filed: **Jul. 16, 2010**

(51) **LOC (9) Cl.** **16-06**

(52) **U.S. Cl.** **D16/342; D21/598**

(58) **Field of Classification Search** D16/101,
D16/300-342; D29/109-110; D24/110.2;
351/41, 44, 51-52, 62, 158, 92, 103-123,
351/140, 153, 45-46; 2/426-432, 447-449,
2/441, 434-437, 13, 15; D21/483, 659-661,
D21/598

See application file for complete search history.

(56) **References Cited**

U.S. PATENT DOCUMENTS

D142,935	S	*	11/1945	Barrett et al.	D16/342
2,482,195	A	*	9/1949	Martin	351/52
3,769,663	A	*	11/1973	Perl	351/158
4,153,347	A		5/1979	Myer		
4,968,128	A	*	11/1990	Mendola	351/52
4,974,955	A		12/1990	Treadway, Sr.		
D324,871	S	*	3/1992	Cordet et al.	D16/309
D328,242	S	*	7/1992	Chan	D21/598
D356,836	S	*	3/1995	Pedersen	D21/598

D363,958	S	*	11/1995	Kelly	D21/598
5,543,864	A		8/1996	Hirschman et al.		
5,794,459	A		8/1998	Ignatowski		
5,923,395	A		7/1999	Yamaguchi et al.		
6,520,635	B1	*	2/2003	Ignatowski	351/52
D518,406	S		4/2006	Stern		
D538,326	S		3/2007	Guo		
D601,612	S	*	10/2009	Marchand	D16/308
2009/0273754	A1	*	11/2009	Ridgeway	351/52

* cited by examiner

Primary Examiner — Raphael Barkai

(74) *Attorney, Agent, or Firm* — Montgomery Patent and Design; Joseph T. Yaksich; Robert C. Montgomery

(57) **CLAIM**

The ornamental design for an adornment for eyeglass temples, as shown and described.

DESCRIPTION

FIG. 1 is a perspective view of an adornment for eyeglass temples depicted as attached to a temple of eyeglasses, showing my new design;

FIG. 2 is a front view of the adornment for eyeglass temples;

FIG. 3 is a rear view thereof;

FIG. 4 is a left side view thereof;

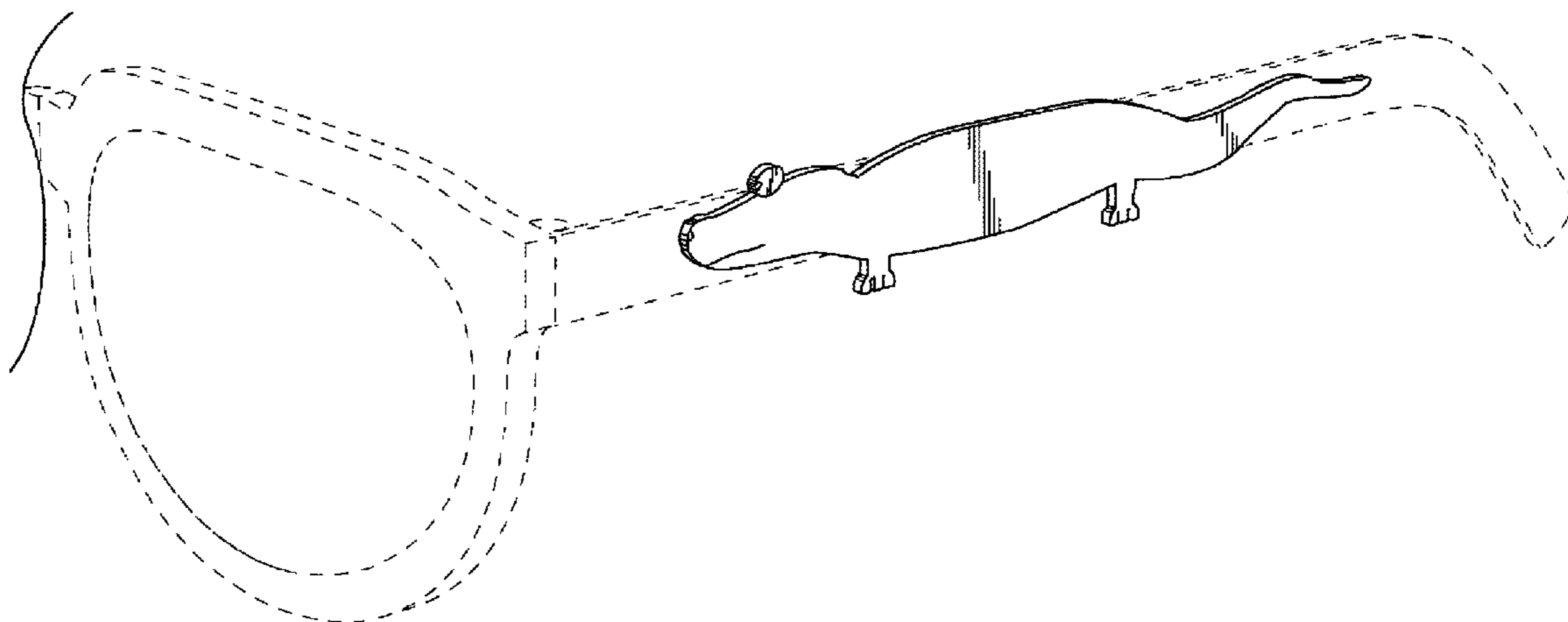
FIG. 5 is a right side view thereof;

FIG. 6 is a top view thereof; and,

FIG. 7 is a bottom view thereof.

The broken lines shown in FIG. 1 are for illustrative purposes only and form no part of the claimed design.

1 Claim, 4 Drawing Sheets



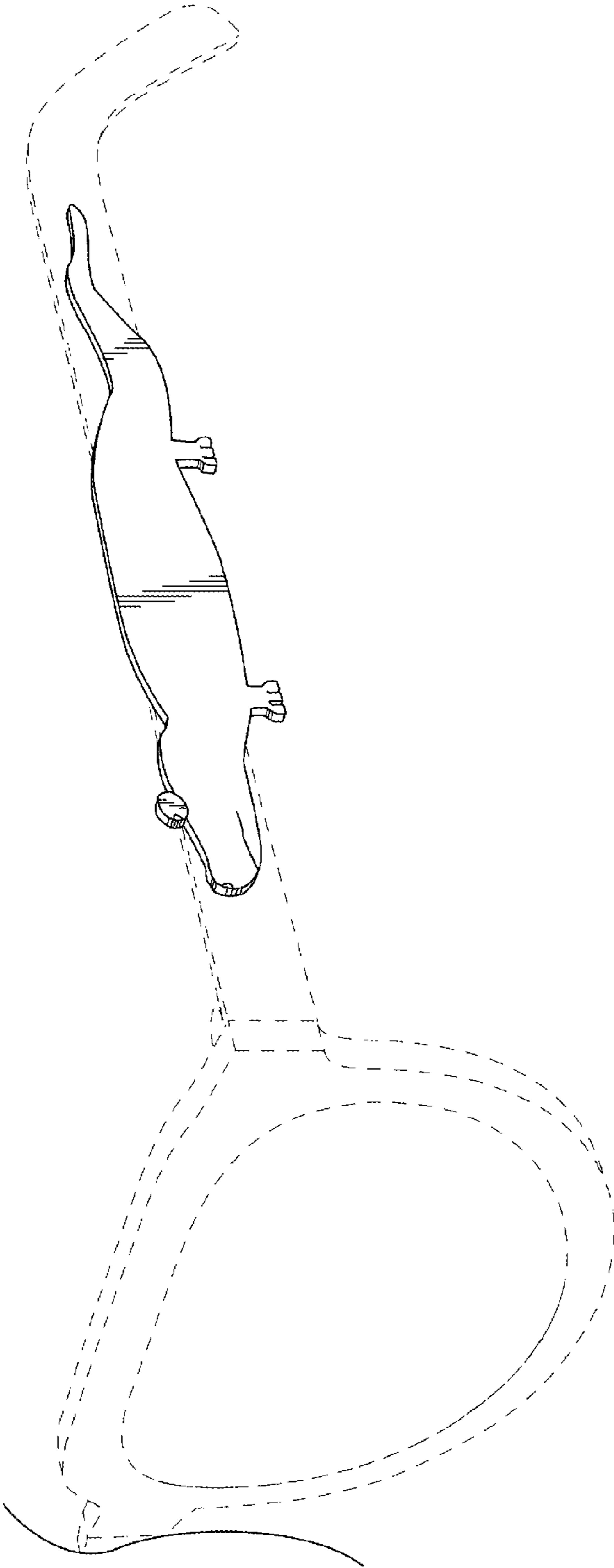


Fig. 1

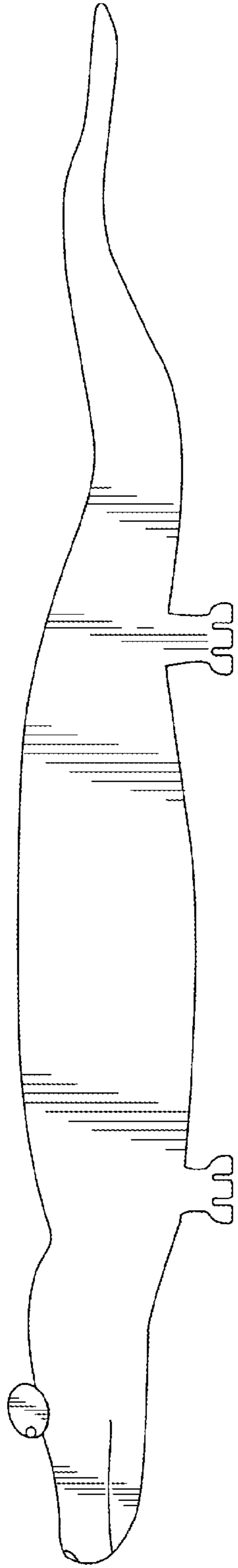


Fig. 2

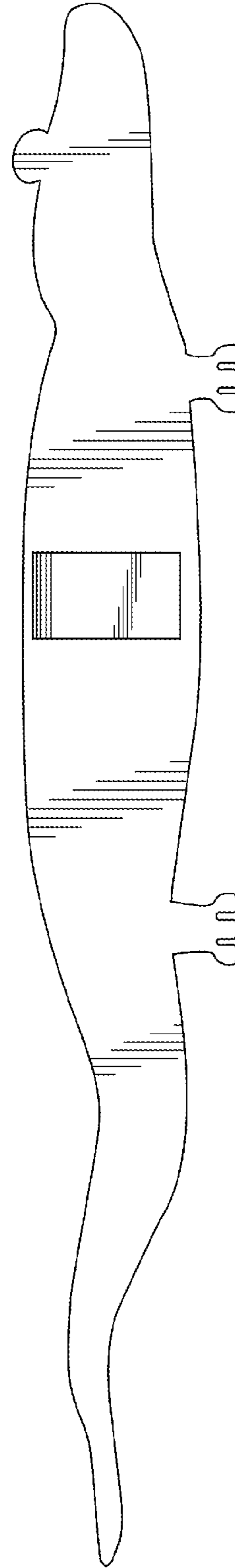


Fig. 3

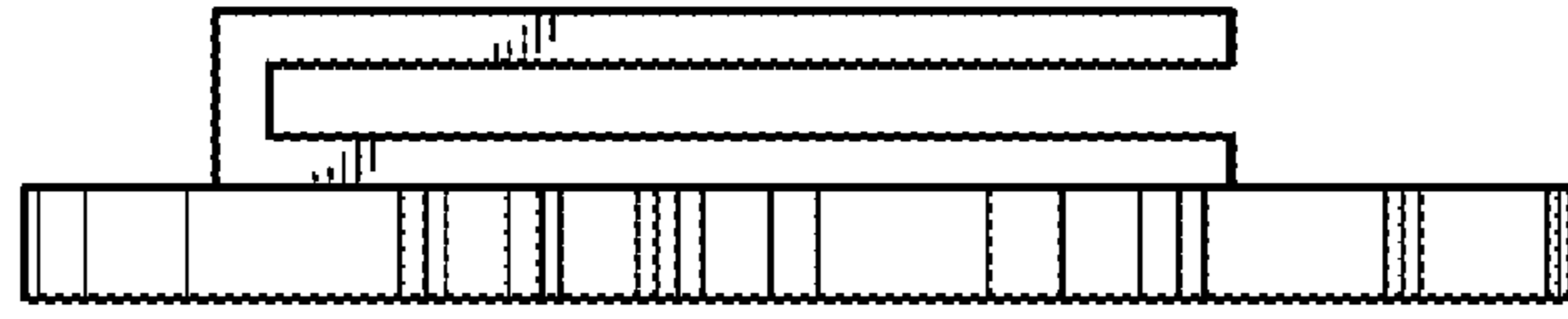


Fig. 5

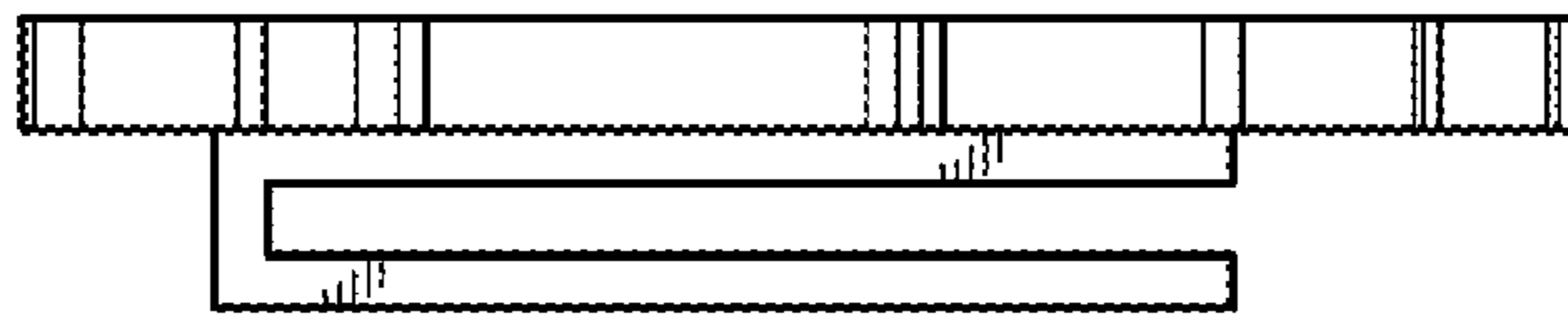


Fig. 4

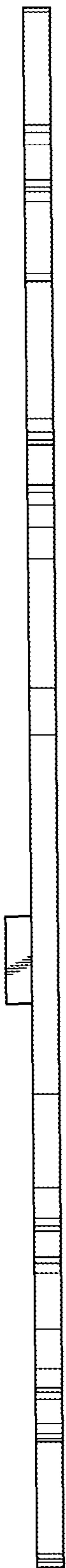


Fig. 6



Fig. 7