



US00D634772S

(12) **United States Design Patent**
Fox

(10) **Patent No.:** **US D634,772 S**
(45) **Date of Patent:** **** Mar. 22, 2011**

(54) **EYE GLASSES**
(75) Inventor: **Thomas Dean Fox**, Lakewood, CO (US)
(73) Assignee: **Mountain Shades Inc.**
(**) Term: **14 Years**
(21) Appl. No.: **29/367,659**
(22) Filed: **Aug. 11, 2010**
(51) **LOC (9) Cl.** **16-06**
(52) **U.S. Cl.** **D16/315**
(58) **Field of Classification Search** D16/101,
D16/300-342; D29/109-110; D24/110.2;
351/41, 44, 51-52, 62, 158, 92, 103-123,
351/140, 153, 45-46; 2/426-432, 447-449,
2/441, 434-437, 13, 15; D21/483, 659-661
See application file for complete search history.

3,160,735 A 12/1964 Aufricht
3,233,249 A 2/1966 Baratelli et al.
3,368,221 A 2/1968 Anderson
3,497,294 A 2/1970 Volk
3,517,393 A 6/1970 Beauchef
3,756,704 A 9/1973 Marks
3,838,914 A 10/1974 Fernandez
4,240,718 A 12/1980 Wichers
4,523,819 A 6/1985 Dianitsch et al.
4,571,748 A 2/1986 Carroll et al.
4,674,851 A 6/1987 Jannard
D293,450 S 12/1987 Jannard
4,730,915 A 3/1988 Jannard
4,824,233 A 4/1989 Jannard
4,951,322 A 8/1990 Lin
D324,394 S 3/1992 Jannard
D331,587 S 12/1992 Jannard et al.
5,191,364 A 3/1993 Kopfer
5,239,320 A 8/1993 Allendorf et al.
5,387,949 A 2/1995 Tackles

(Continued)

Primary Examiner — Raphael Barkai
(74) *Attorney, Agent, or Firm* — Sheridan Ross P.C.

(56) **References Cited**

U.S. PATENT DOCUMENTS

163,648 A 5/1875 Gall
916,109 A 3/1909 Cook
946,596 A 1/1910 Cook
RE17,994 E 9/1925 Emons
1,987,702 A 1/1935 Nerney
2,027,037 A 1/1936 Gottlieb
2,192,092 A 2/1940 Miller, Jr.
2,362,725 A 11/1944 Slotsky
2,397,243 A 3/1946 Cooper, Jr.
D150,924 S 9/1948 Bright
2,482,664 A 9/1949 Gagnon
2,534,655 A 12/1950 Baratelli
2,571,704 A 10/1951 Gilden
2,607,919 A 8/1952 Stegeman
2,770,806 A 11/1956 Moeller
2,825,267 A 3/1958 Gagnon
D182,459 S 4/1958 Eisler
D187,394 S 3/1960 Moeller
3,066,573 A 12/1962 Moeller
3,156,756 A 11/1964 Seaver

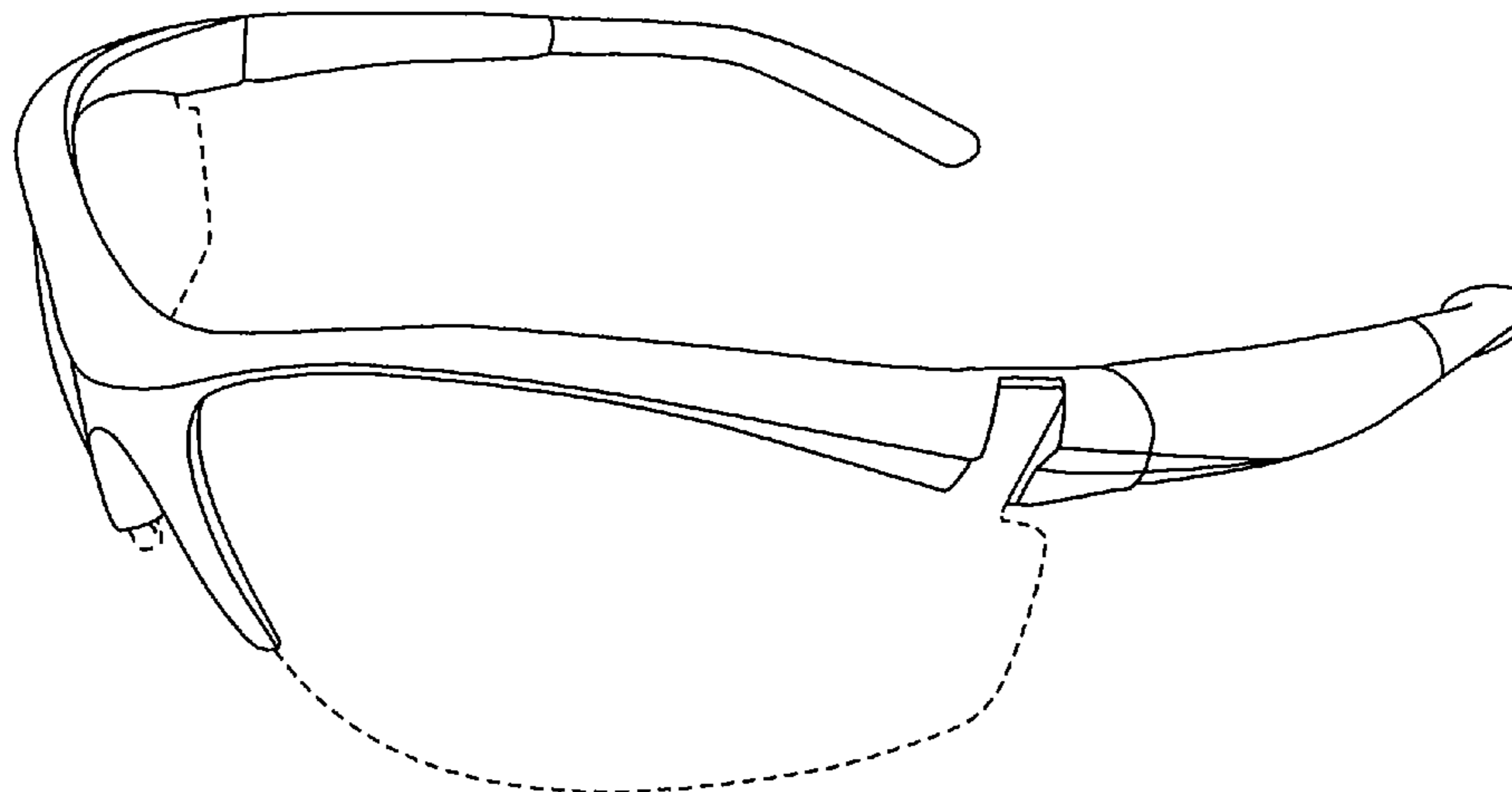
(57) **CLAIM**

The ornamental design for eye glasses, as shown and described.

DESCRIPTION

FIG. 1 is a front elevation view of eye glasses showing my new design;
FIG. 2 is a rear elevation view thereof;
FIG. 3 is a left elevation view thereof;
FIG. 4 is a right elevation view thereof;
FIG. 5 is a partial perspective detail view of FIG. 4;
FIG. 6 is a top plan view thereof;
FIG. 7 is a bottom plan view thereof; and,
FIG. 8 is a perspective view thereof.
The broken lines of some figures are for illustrative purposes only and form no part of the claimed design.

1 Claim, 4 Drawing Sheets



US D634,772 S

Page 2

U.S. PATENT DOCUMENTS			
5,428,411	A	6/1995	Kopfer
5,638,145	A	6/1997	Jannard et al.
6,132,041	A *	10/2000	Lin 351/105
D536,024	S *	1/2007	Yang D16/315
D582,960	S *	12/2008	Fuchs D16/315
D601,613	S *	10/2009	Yee D16/315
2006/0238700	A1 *	10/2006	Del Vecchio 351/103

* cited by examiner

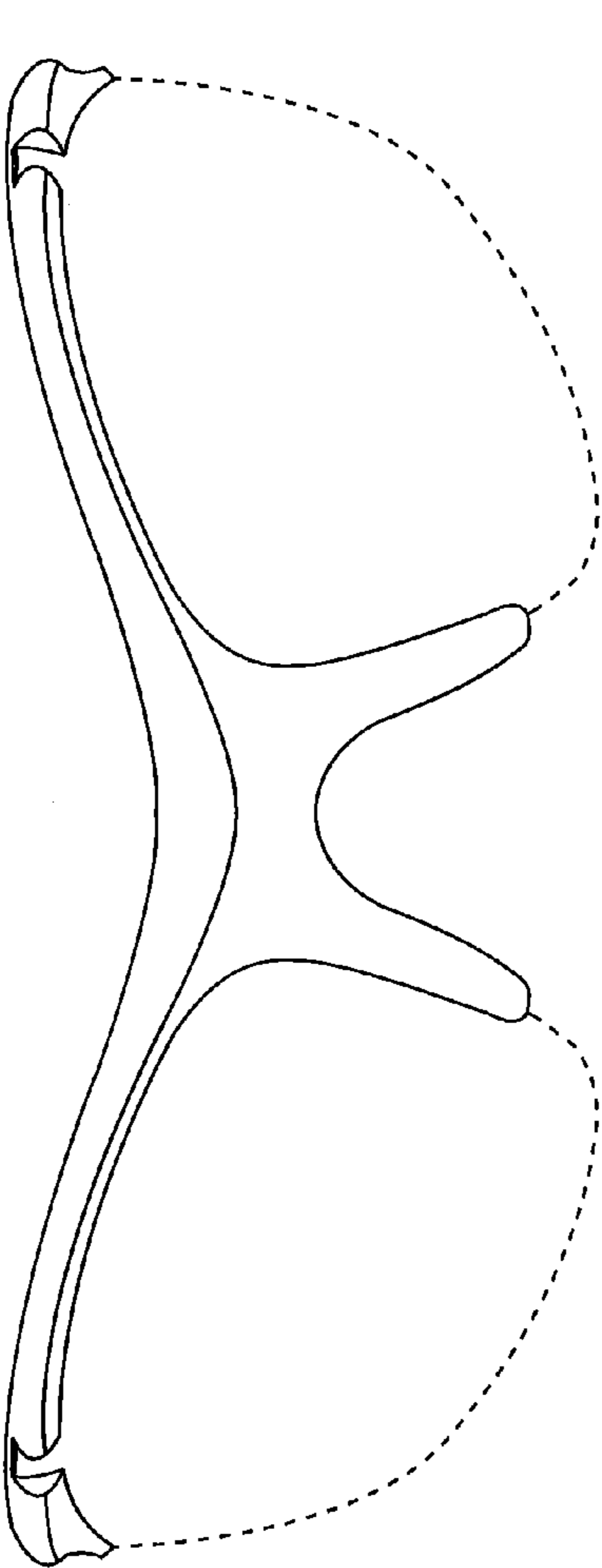


Fig. 1

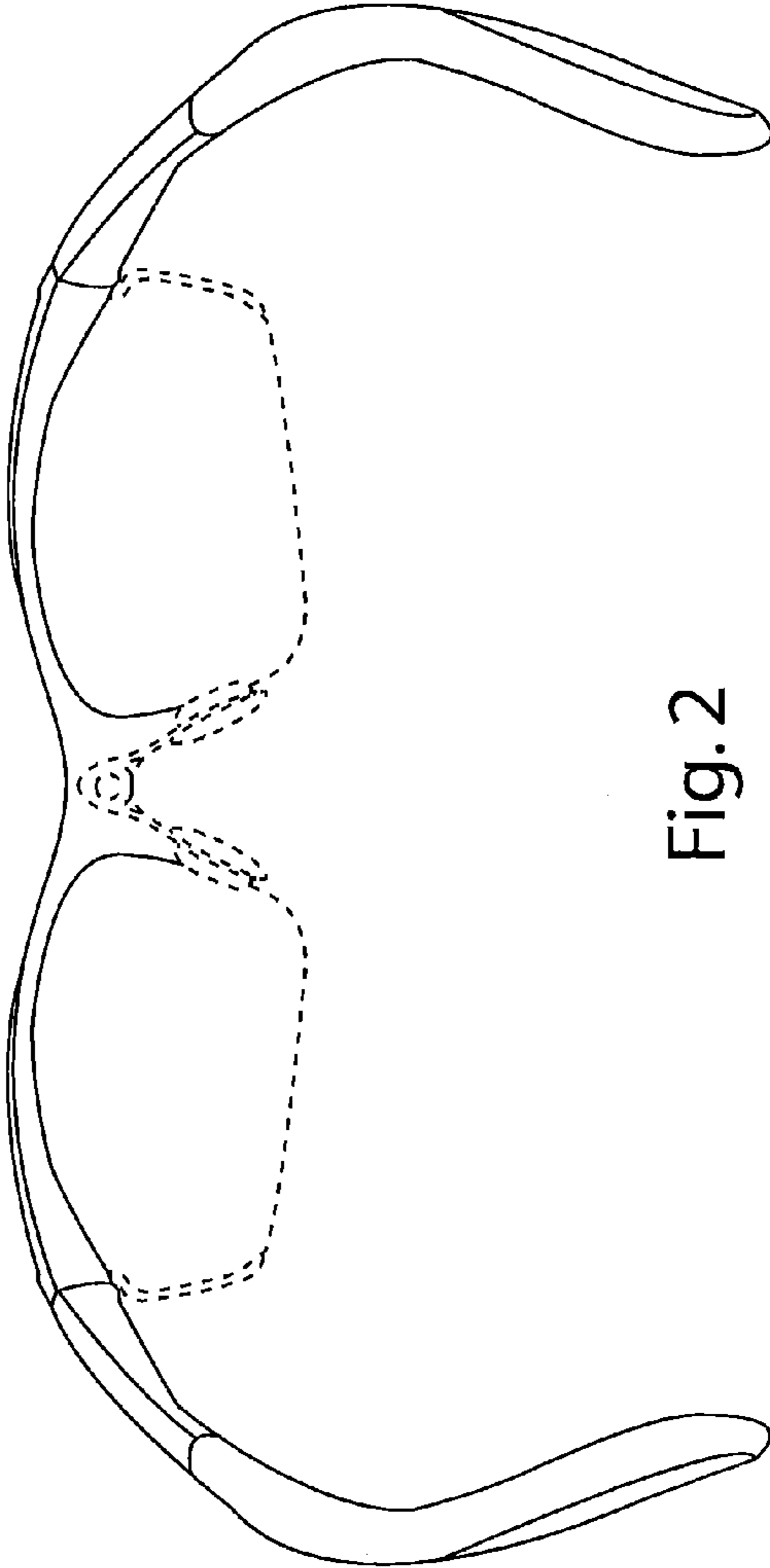


Fig. 2



Fig. 3



Fig. 4

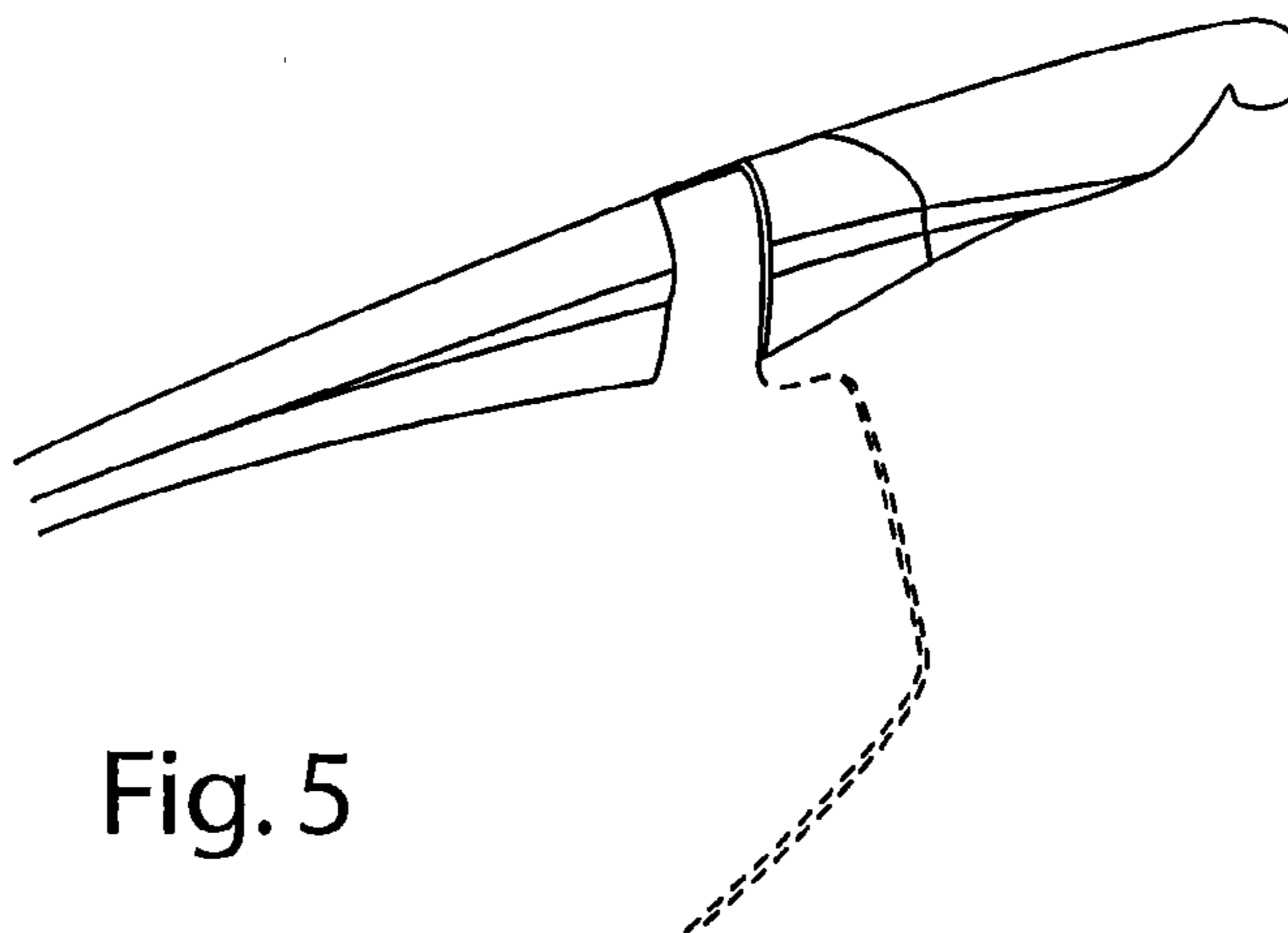


Fig. 5

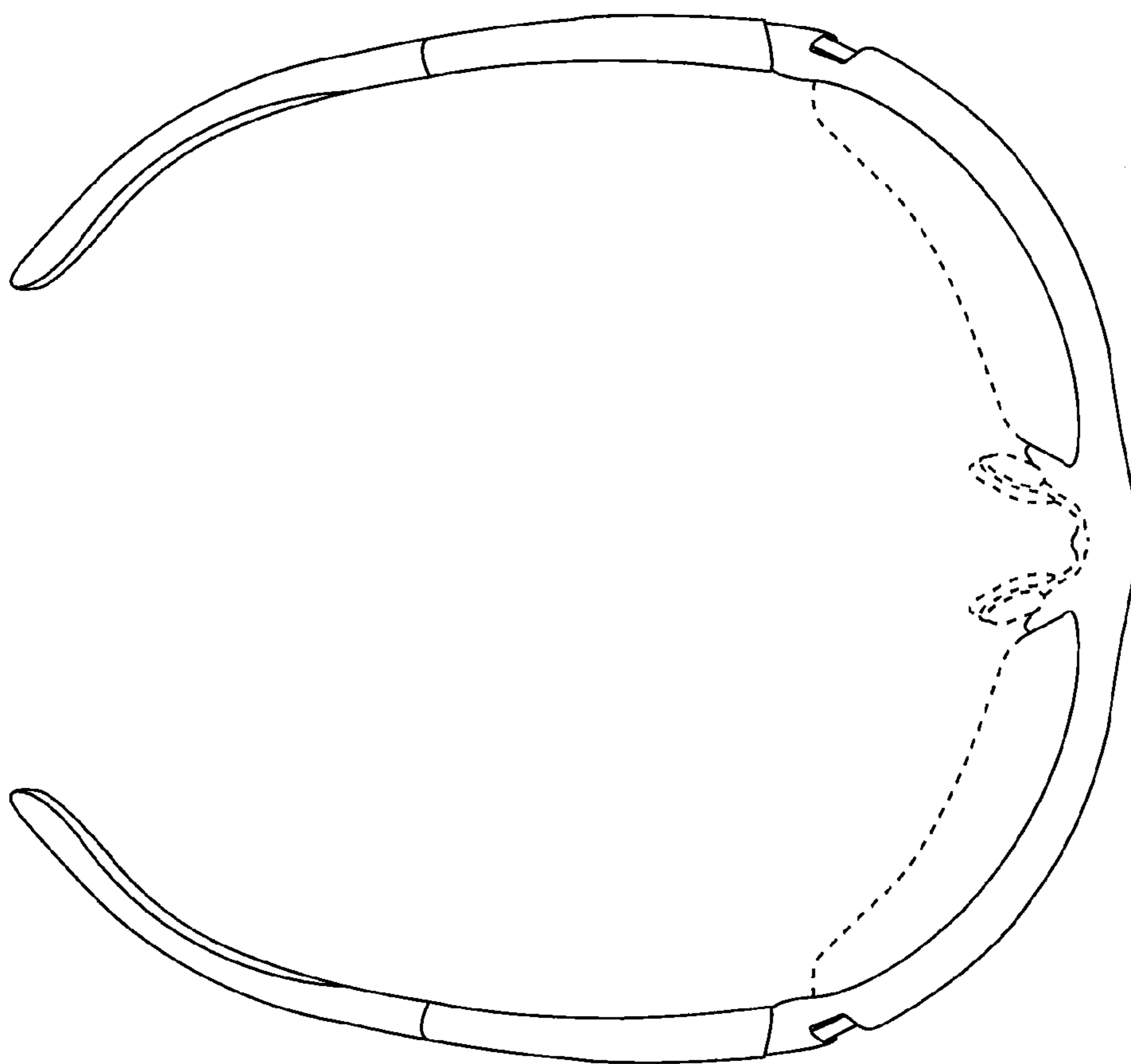


Fig. 6

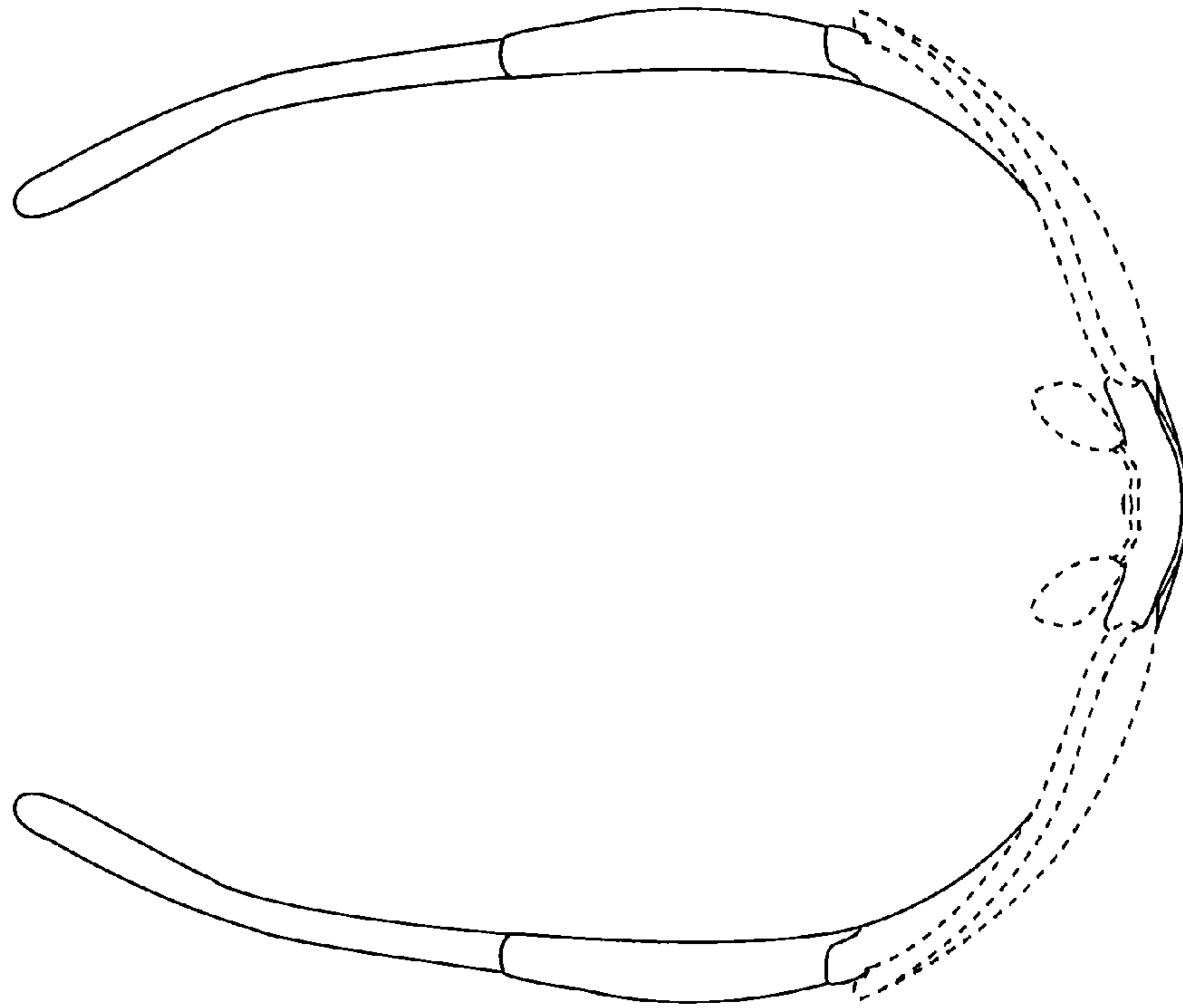


Fig. 7

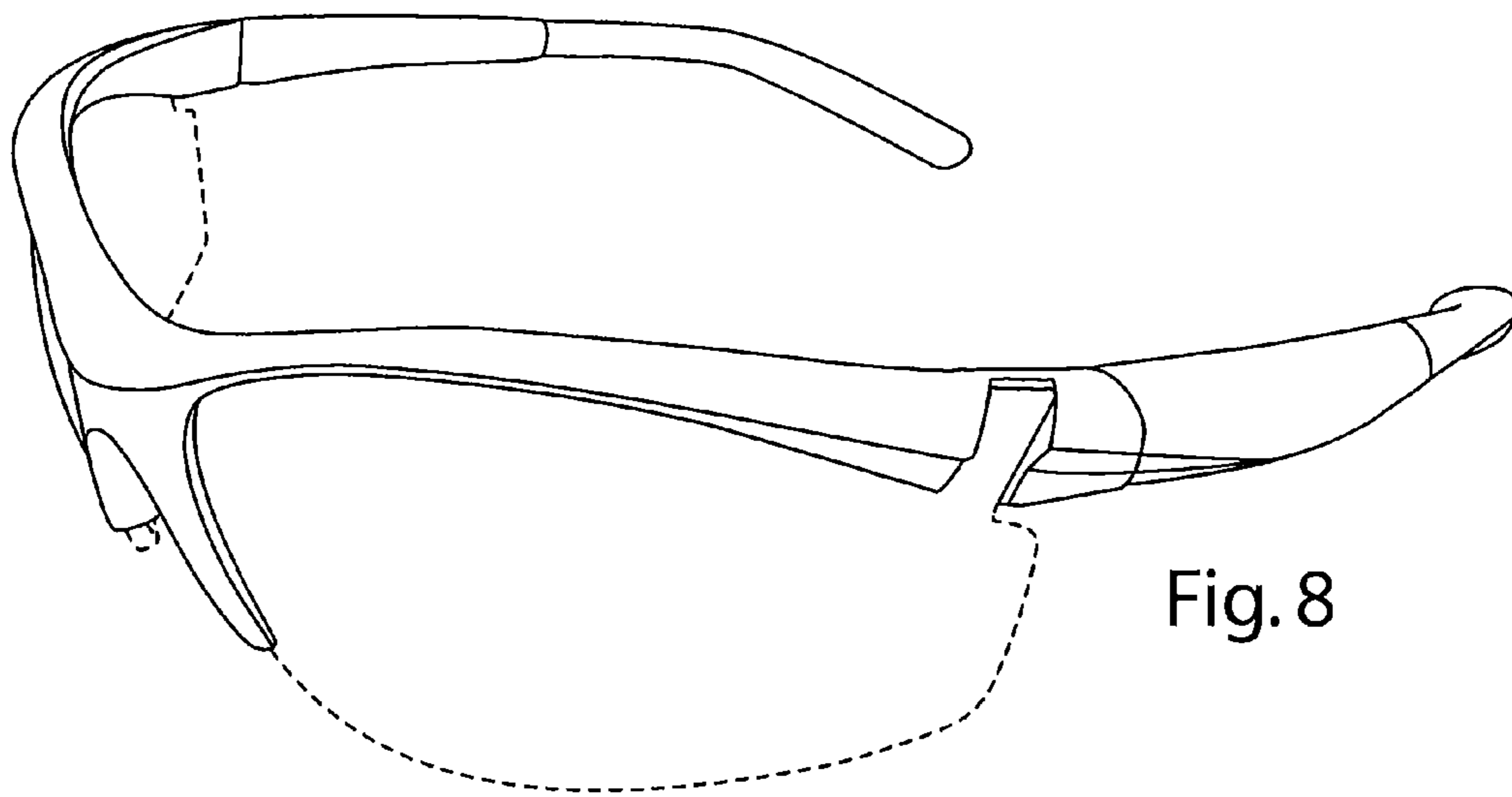


Fig. 8