



US00D634760S

(12) **United States Design Patent**
Fergot et al.

(10) **Patent No.:** **US D634,760 S**
(45) **Date of Patent:** **** Mar. 22, 2011**

(54) **GRILL FOR A WINE CELLAR COOLER**

(75) Inventors: **David L. Fergot**, Syracuse, NY (US);
Kurt R. Werner, Auburn, NY (US);
Howard Scott Ryan, Skaneateles, NY (US)

(73) Assignee: **Air Innovations Inc.**, North Syracuse, NY (US)

(**) Term: **14 Years**

(21) Appl. No.: **29/350,441**

(22) Filed: **Nov. 17, 2009**

(51) **LOC (9) Cl.** **15-07**

(52) **U.S. Cl.** **D15/89**

(58) **Field of Classification Search** D15/79,
D15/81, 89, 91; 62/3.6, 3.61-3.64, 236,
62/246, 440, 531; 312/400-408; D23/325;
D10/49

See application file for complete search history.

(56) **References Cited**

U.S. PATENT DOCUMENTS

D287,619 S * 1/1987 Allard et al. D23/325
D343,894 S * 2/1994 Anderson et al. D23/325

D419,229 S * 1/2000 Stevens et al. D23/325
D451,107 S * 11/2001 Tsuji D15/79
D454,625 S * 3/2002 Flanagan D23/325
D554,544 S * 11/2007 Englert et al. D10/49
D618,712 S * 6/2010 Tsuji D15/79
D618,713 S * 6/2010 Tsuji D15/79
D619,151 S * 7/2010 Tsuji D15/79

* cited by examiner

Primary Examiner — Shanda C Hill

(74) *Attorney, Agent, or Firm* — Bernhard P. Molldrem, Jr.

(57) **CLAIM**

The ornamental design for a grill for a wine cellar cooler, as shown and described.

DESCRIPTION

FIG. 1 is a perspective view of a grill for a wine cellar cooler showing our new design;

FIG. 2 is a front elevational view thereof;

FIG. 3 is a left side elevational view thereof;

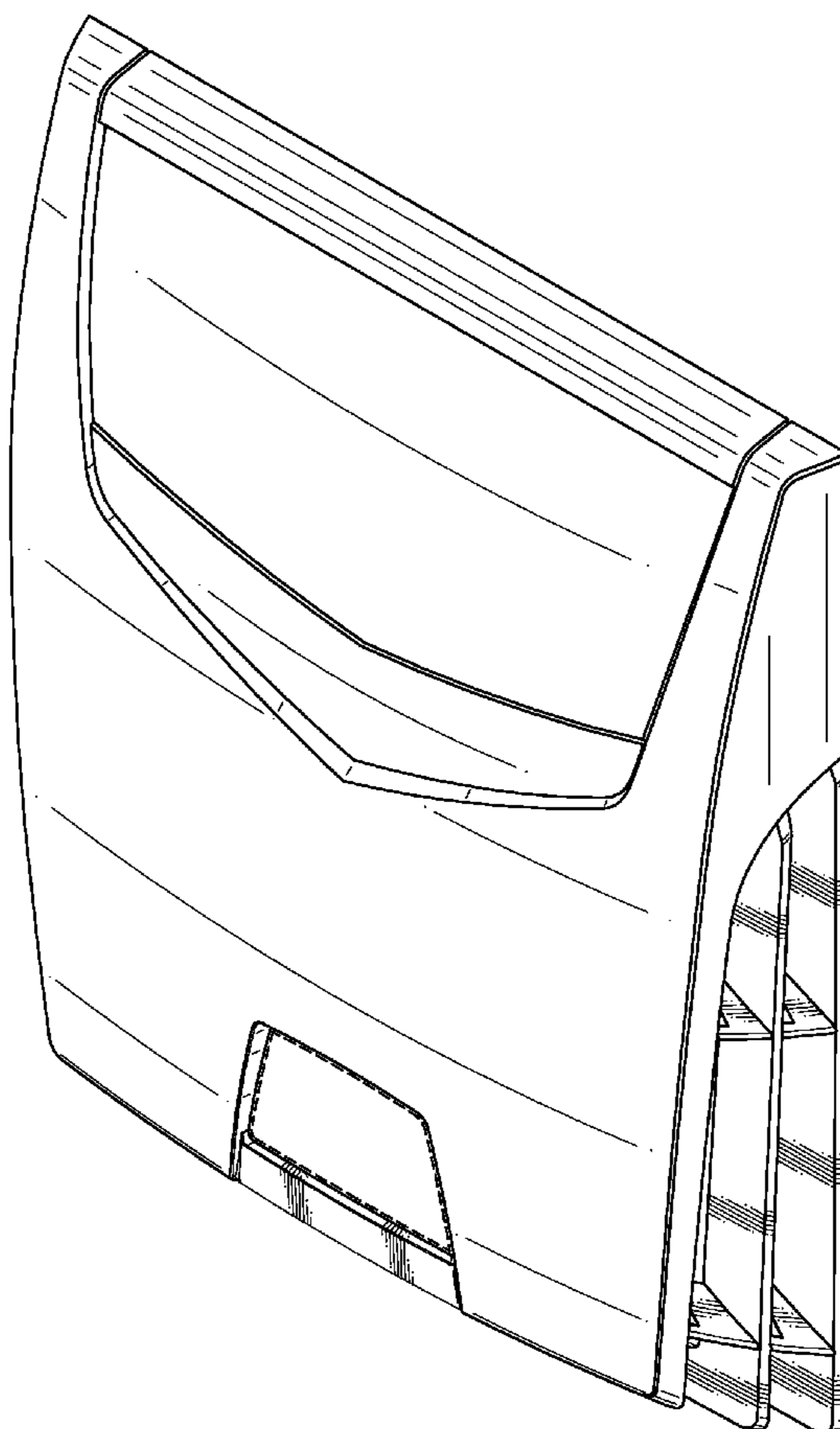
FIG. 4 is a right side elevational view thereof;

FIG. 5 is a top plan view thereof; and,

FIG. 6 is a bottom plan view thereof.

The back thereof forms no part of the claimed design.

1 Claim, 2 Drawing Sheets



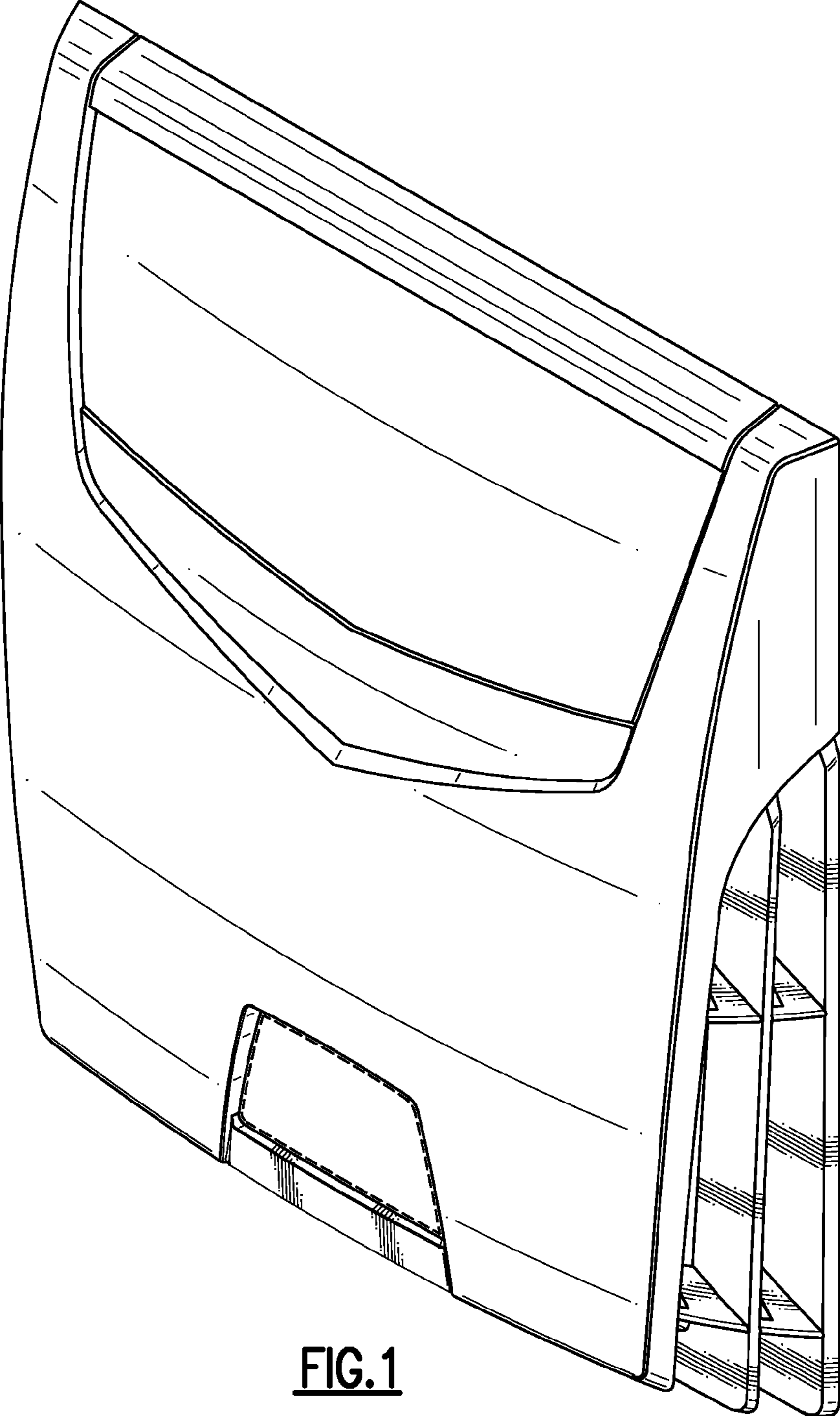


FIG. 1



FIG. 5

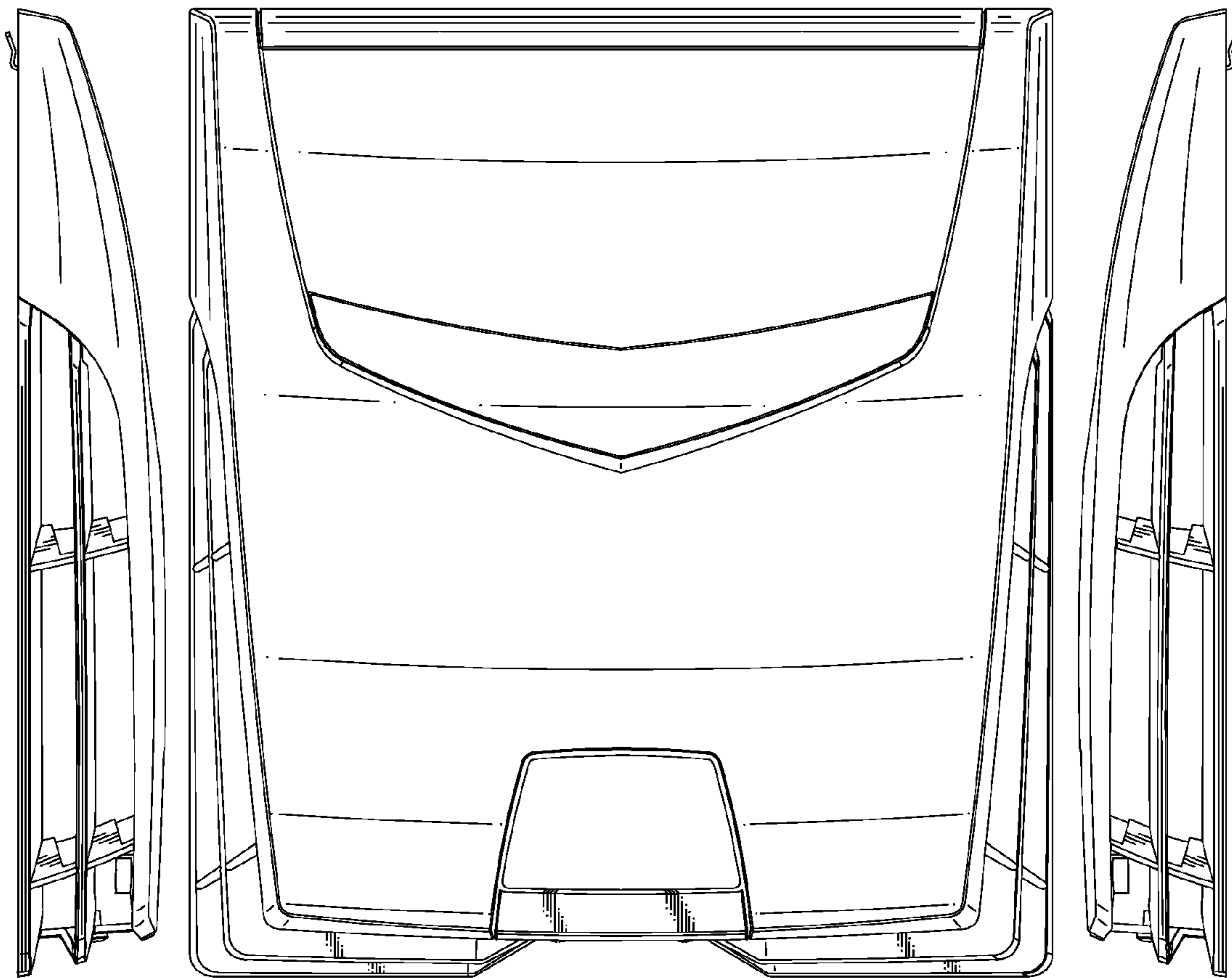


FIG. 3

FIG. 2

FIG. 4

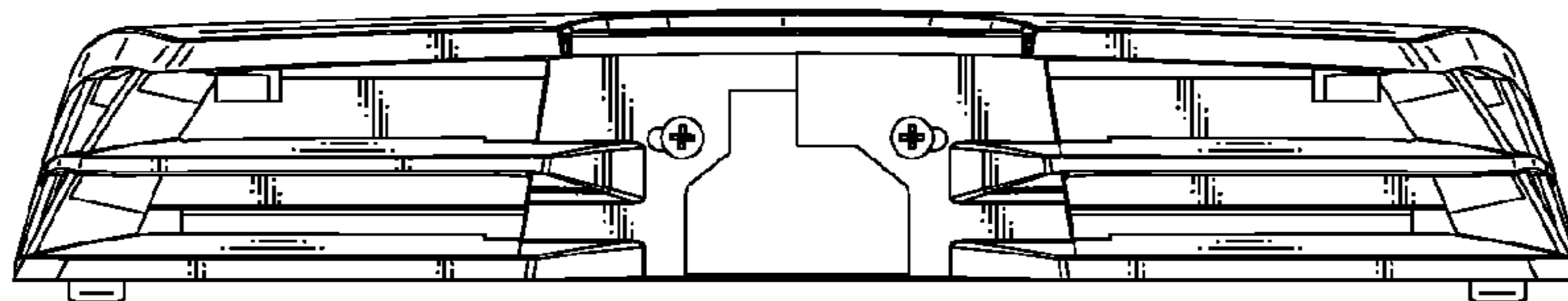


FIG. 6