



US00D634734S

(12) **United States Design Patent**
Cho

(10) **Patent No.:** **US D634,734 S**

(45) **Date of Patent:** **** Mar. 22, 2011**

(54) **REMOTE CONTROLLER FOR A BLUE-RAY
PLAYER**

(75) Inventor: **Ju-Won Cho**, Seoul (KR)

(73) Assignee: **Samsung Electronics Co., Ltd.**,
Maetan-dong, Yeongtong-gu, Suwon-si,
Gyeonggi-do (KR)

(**) Term: **14 Years**

(21) Appl. No.: **29/359,184**

(22) Filed: **Apr. 7, 2010**

(51) **LOC (9) Cl.** **14-03**

(52) **U.S. Cl.** **D14/218**

(58) **Field of Classification Search** D14/218,
D14/455; D13/168; D21/566; D10/104,
D10/106; 345/169; 348/14.05, 114, 211.99,
348/734; 340/825.24; 341/22; 455/92, 95,
455/128, 151.1–151.4, 352, 355, FOR. 121;
700/65

See application file for complete search history.

(56) **References Cited**

U.S. PATENT DOCUMENTS

D359,737 S *	6/1995	Madill et al.	D14/218
D451,498 S *	12/2001	Rossel	D14/218
D515,072 S *	2/2006	Lee	D14/218
D548,197 S *	8/2007	Yen et al.	D13/168
D549,666 S *	8/2007	Tan et al.	D13/168

D551,215 S *	9/2007	Lee et al.	D14/218
D568,299 S *	5/2008	Tuli	D14/218
D572,207 S *	7/2008	Chen	D13/168
D578,967 S *	10/2008	Kumano	D13/168
D615,083 S *	5/2010	Andre et al.	D14/341
D616,871 S *	6/2010	Enervold et al.	D14/218
D621,372 S *	8/2010	Won et al.	D13/168
D622,703 S *	8/2010	Cheng Teh et al.	D14/218
D625,276 S *	10/2010	Won et al.	D13/168
D627,343 S *	11/2010	Andre et al.	D14/341
D627,790 S *	11/2010	Chaudhri	D14/486
D629,799 S *	12/2010	Andre et al.	D14/341
2010/0017736 A1 *	1/2010	Kim	715/771

* cited by examiner

Primary Examiner — Celia A Murphy

Assistant Examiner — John Windmuller

(74) *Attorney, Agent, or Firm* — Leyoume IP Group, PLLC.

(57) **CLAIM**

The ornamental design for a remote controller for a blue-ray player, as shown and described.

DESCRIPTION

FIG. 1 is a perspective view of a remote controller for a blue-ray player showing my new design; FIG. 2 is a front elevational view thereof; FIG. 3 is a rear elevational view thereof; FIG. 4 is a left side elevational view thereof; FIG. 5 is a right side elevational view thereof; FIG. 6 is a top plan view thereof; and, FIG. 7 is a bottom plan view thereof.

1 Claim, 5 Drawing Sheets

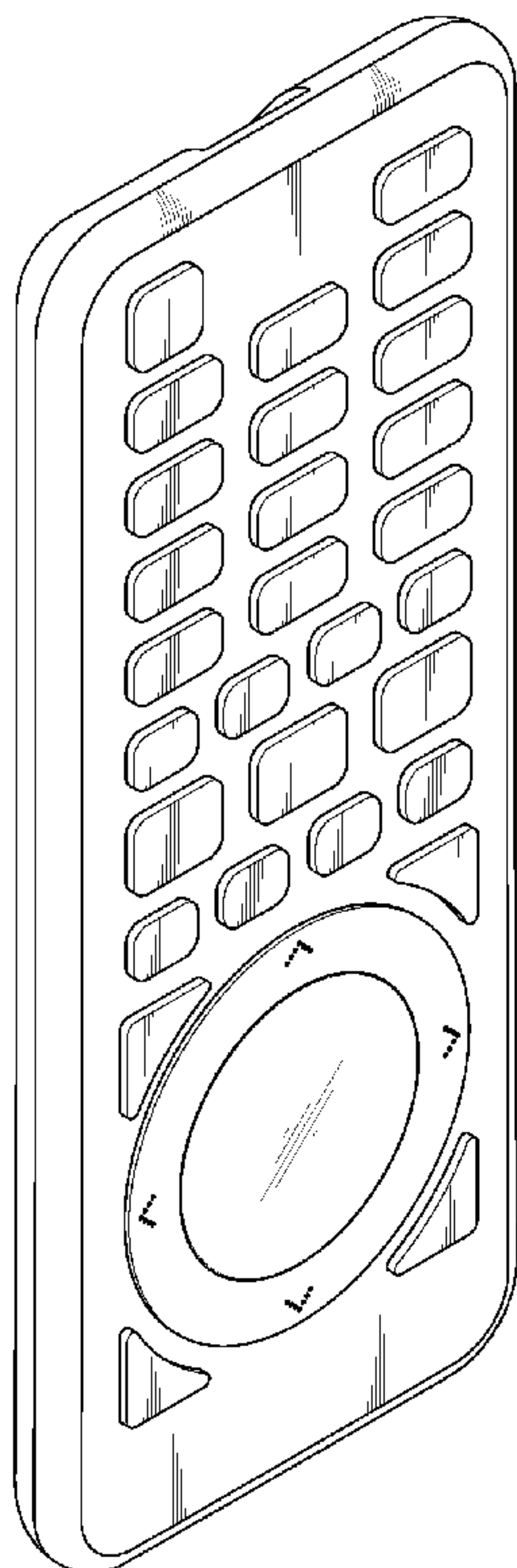


FIG. 1

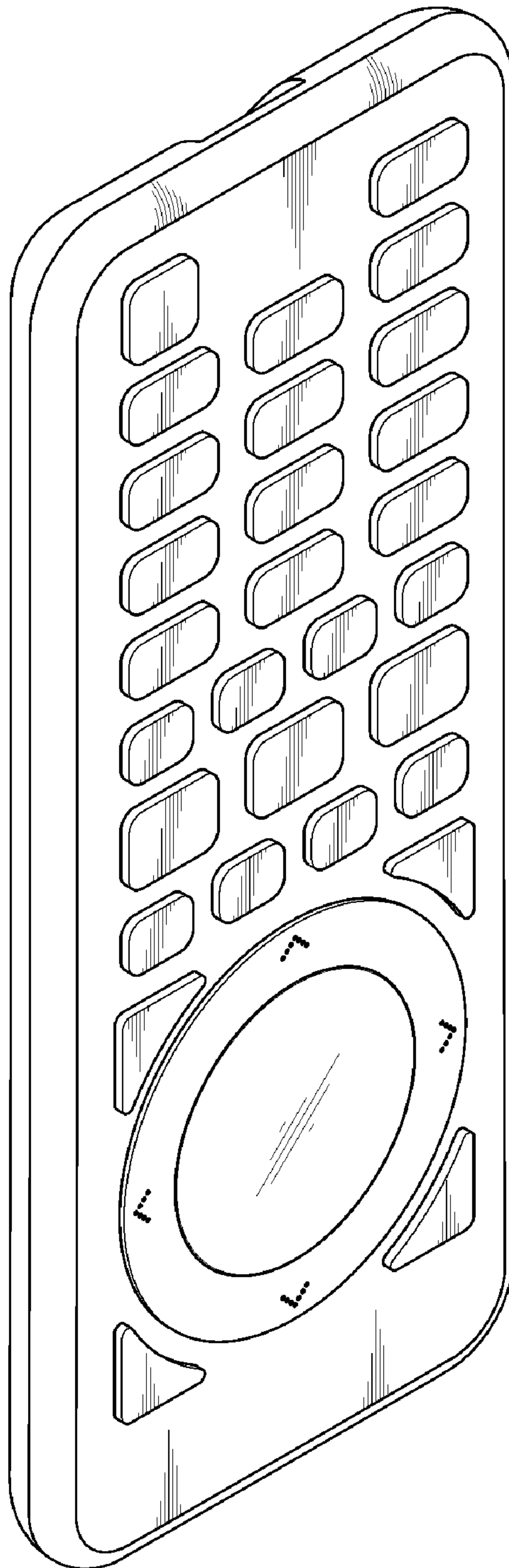


FIG.2

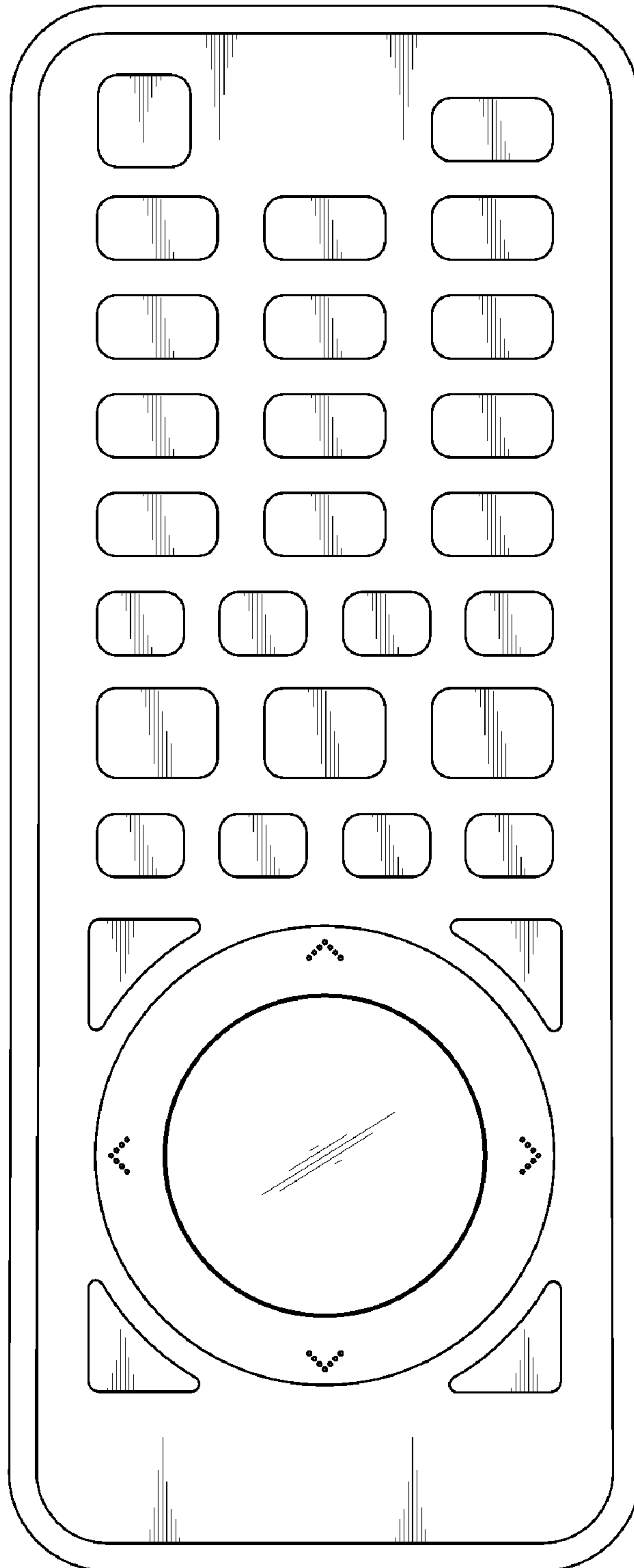


FIG.3




FIG.4

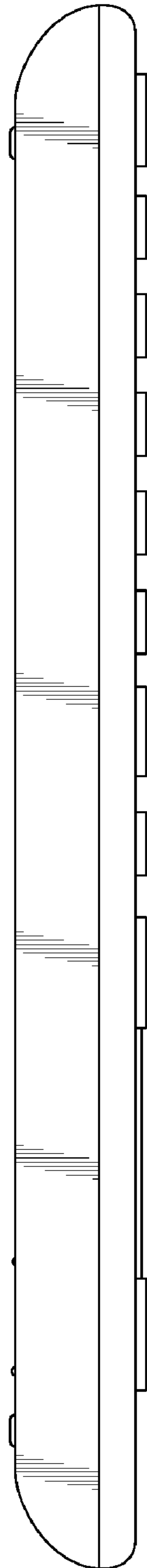


FIG.5

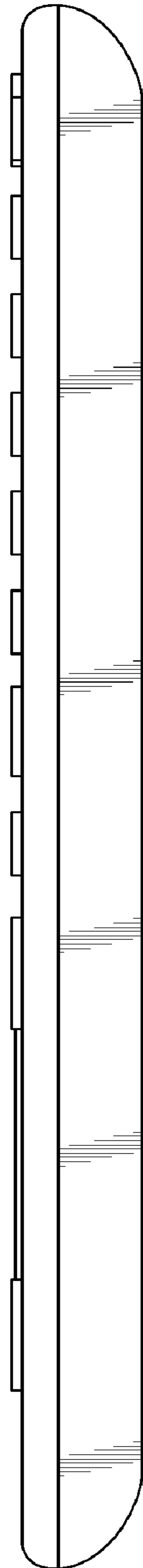


FIG.6

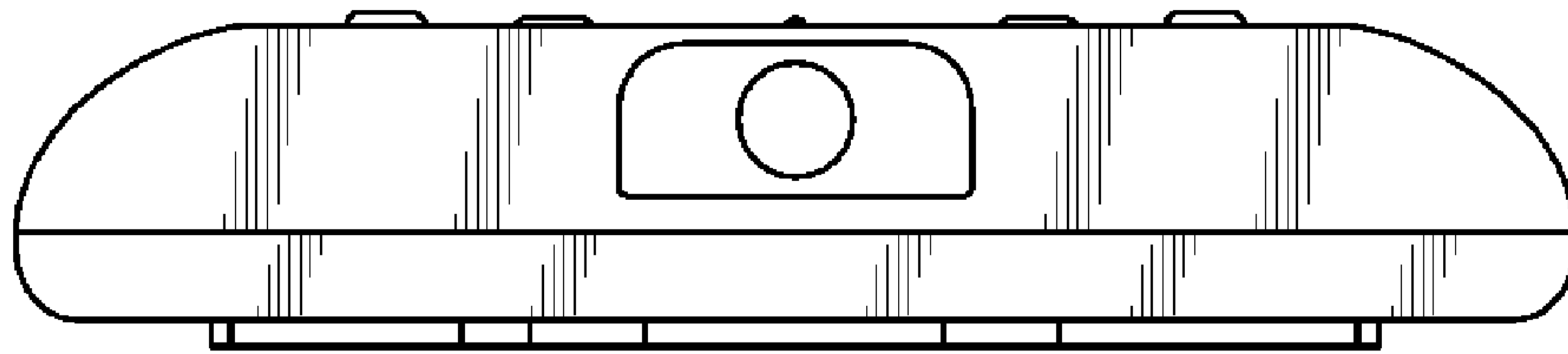


FIG.7

