



US00D634720S

(12) **United States Design Patent**  
**Cheng et al.**

(10) **Patent No.:** **US D634,720 S**  
(45) **Date of Patent:** **\*\* Mar. 22, 2011**

(54) **HOUSING FOR COMMUNICATION EQUIPMENT**

(75) Inventors: **Yung-Chi Cheng**, Bade (TW);  
**Ching-Feng Hsieh**, Taipei (TW)

(73) Assignee: **Askey Computer Corp.**, Taipei (TW)

(\*\*) Term: **14 Years**

(21) Appl. No.: **29/346,723**

(22) Filed: **Nov. 5, 2009**

(30) **Foreign Application Priority Data**

Oct. 13, 2009 (TW) ..... 98304853

(51) **LOC (9) Cl.** ..... **13-99**

(52) **U.S. Cl.** ..... **D13/184; D14/315**

(58) **Field of Classification Search** ..... D14/300,  
D14/315, 328, 140.4, 240; D13/184, 199;  
220/3.8; 385/136; 174/50; 361/679.31-679.33  
See application file for complete search history.

(56) **References Cited**

**U.S. PATENT DOCUMENTS**

D320,796 S \* 10/1991 Smith ..... D14/240  
5,238,133 A \* 8/1993 Cox ..... 220/3.8

D355,196 S \* 2/1995 Nakamura ..... D14/140.4  
5,703,325 A \* 12/1997 Yamaguchi et al. .... 174/50  
5,745,633 A \* 4/1998 Giebel et al. .... 385/136  
D408,823 S \* 4/1999 Kirby ..... D14/240  
D428,603 S \* 7/2000 Sonntag ..... D13/184  
D450,666 S \* 11/2001 Scribner ..... D13/184  
D452,487 S \* 12/2001 Kaplan ..... D13/184  
D471,168 S \* 3/2003 Ge et al. .... D13/184  
7,077,281 B2 \* 7/2006 Sato et al. .... 220/3.8  
D532,758 S \* 11/2006 Shimodaira et al. .... D13/184  
2003/0136780 A1 \* 7/2003 Sato et al. .... 220/3.8

\* cited by examiner

*Primary Examiner* — Freda S Nunn

(74) *Attorney, Agent, or Firm* — Schmeiser, Olsen & Watts, LLP

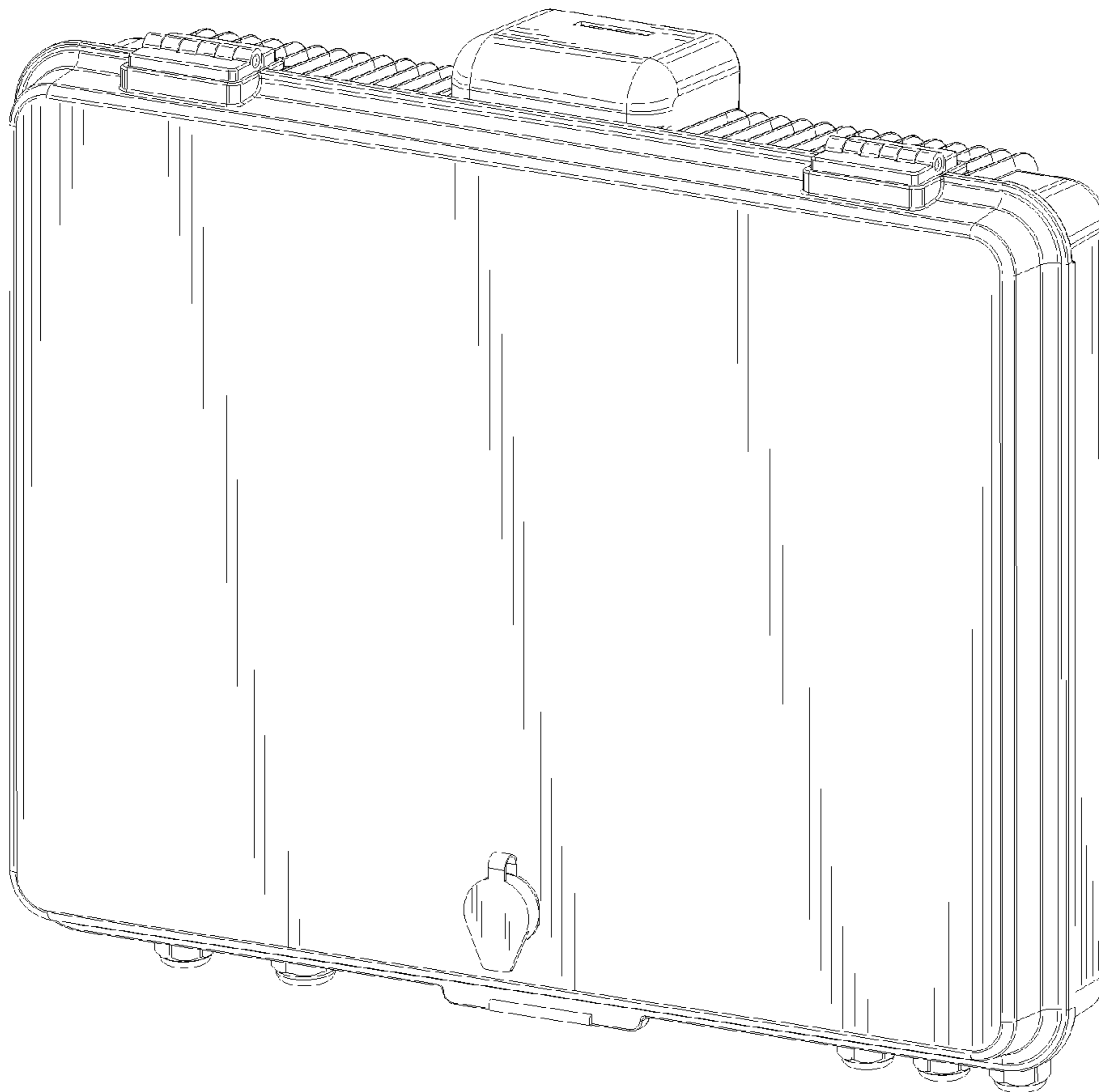
(57) **CLAIM**

The ornamental design for a housing for communication equipment, as shown and described.

**DESCRIPTION**

FIG. 1 is a perspective view of a housing for communication equipment showing my new design;  
FIG. 2 is a front elevation thereof;  
FIG. 3 is a rear elevation thereof;  
FIG. 4 is a left side elevation thereof;  
FIG. 5 is a right side elevation thereof;  
FIG. 6 is a top plan view thereof; and,  
FIG. 7 is a bottom plan view thereof.

**1 Claim, 5 Drawing Sheets**



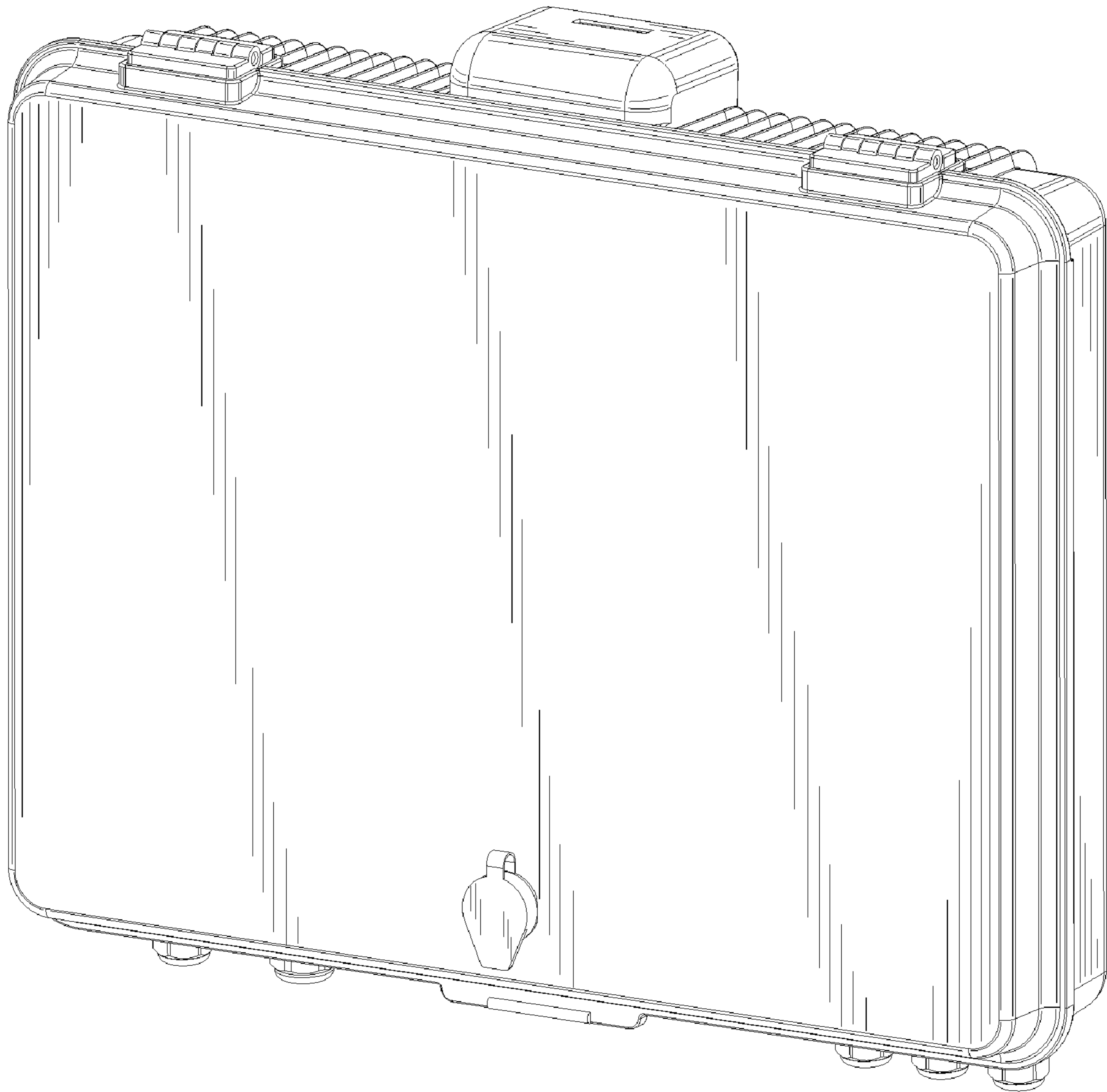


Fig. 1

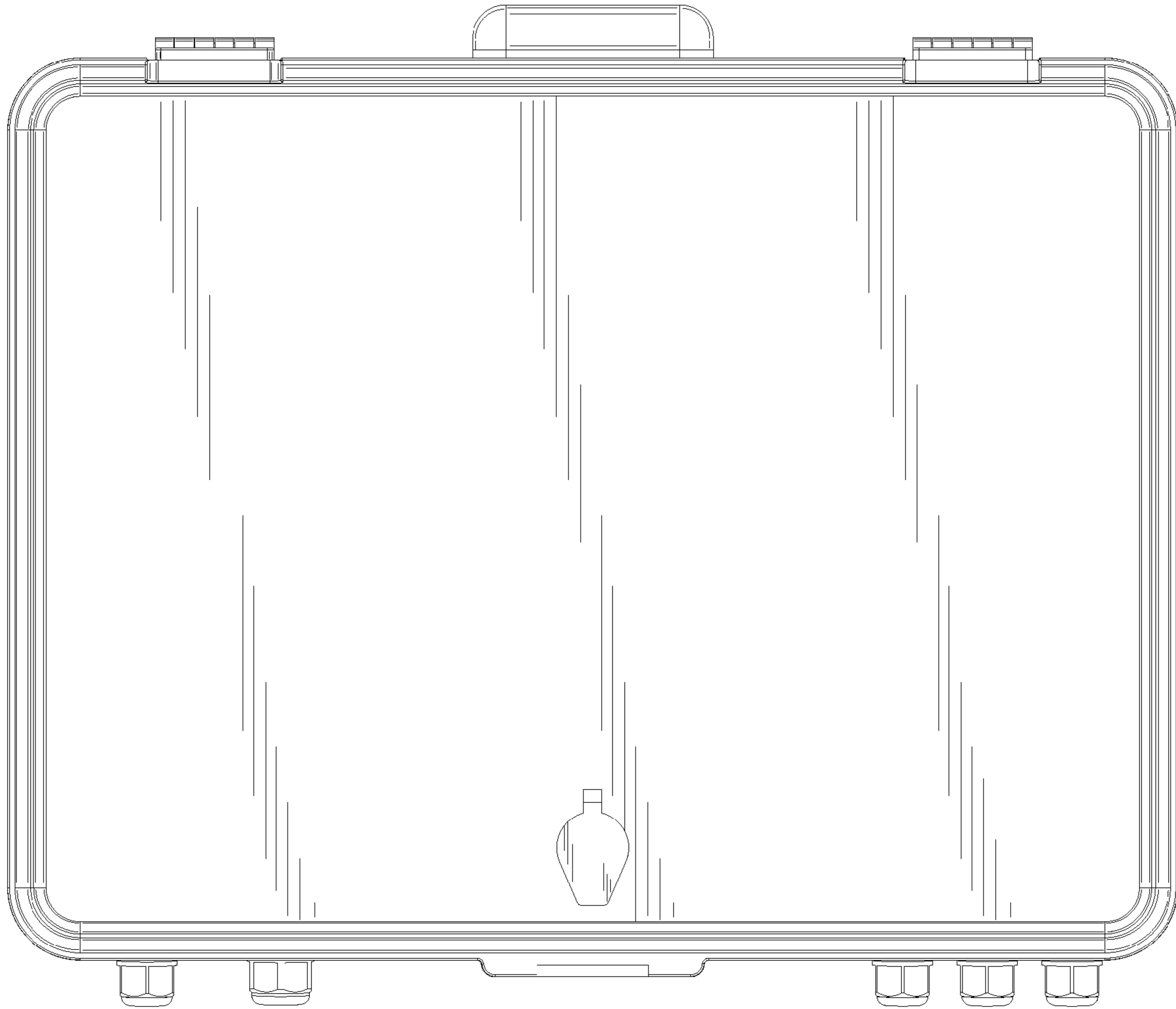


Fig. 2




Fig. 3




Fig. 4




Fig. 5

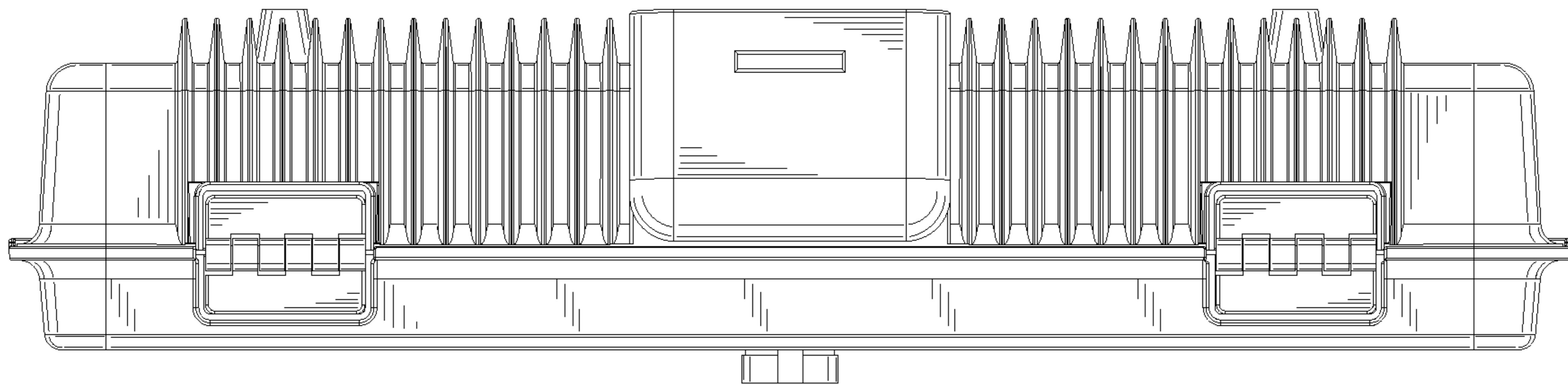


Fig. 6

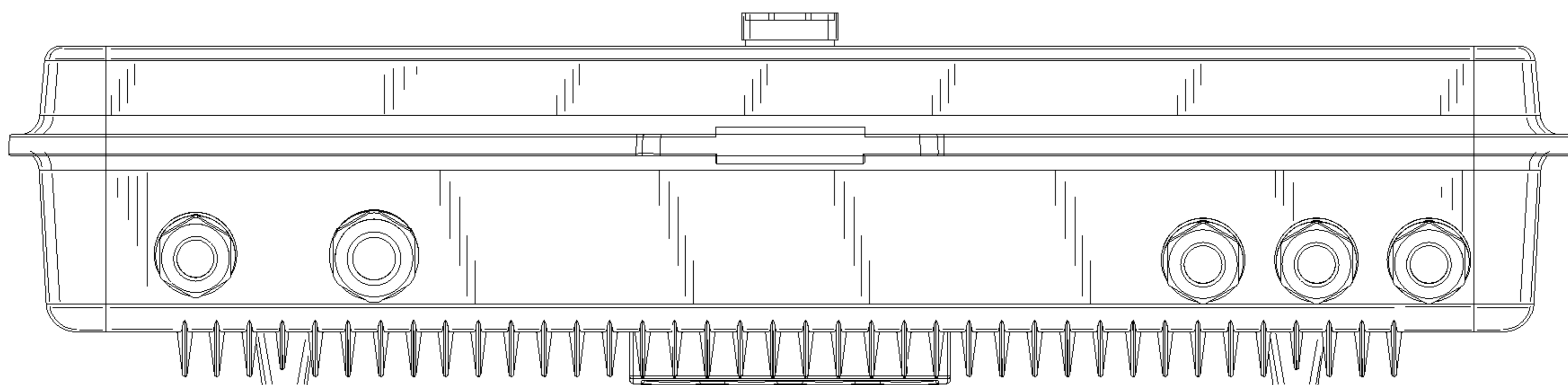


Fig. 7