



US00D634707S

(12) **United States Design Patent**  
**Hosler et al.**

(10) **Patent No.:** **US D634,707 S**  
(45) **Date of Patent:** **\*\* Mar. 22, 2011**

(54) **CHARGER FOR AN APPLICATOR OF SKIN FORMULATIONS**

(75) Inventors: **Travis Hosler**, Seattle, WA (US);  
**Joshua Kornfeld**, Seattle, WA (US);  
**Austin Porter**, Seattle, WA (US); **Jared Randall**, Seattle, WA (US); **Kenneth A. Pilcher**, Seattle, WA (US); **Richard A. Relshus**, Renton, WA (US)

(73) Assignee: **Pacific Bioscience Laboratories, Inc.**, Bellevue, WA (US)

(\*\*) Term: **14 Years**

(21) Appl. No.: **29/337,705**

(22) Filed: **May 28, 2009**

(51) **LOC (9) Cl.** ..... **13-02**

(52) **U.S. Cl.** ..... **D13/108**

(58) **Field of Classification Search** ..... D13/107-110,  
D13/118-119, 184, 199; D14/251, 253,  
D14/432, 434; 320/107-115

See application file for complete search history.

(56) **References Cited**

**U.S. PATENT DOCUMENTS**

D389,124 S \* 1/1998 Givati ..... D13/184  
D433,994 S \* 11/2000 Jobs et al. .... D13/110

D503,692 S \* 4/2005 Basta ..... D13/184  
D504,868 S \* 5/2005 Lodato et al. .... D13/107  
D512,718 S \* 12/2005 Mori et al. .... D14/434  
D526,973 S \* 8/2006 Gates et al. .... D13/184  
D543,934 S \* 6/2007 Kang et al. .... D13/107  
D575,289 S \* 8/2008 Kuo et al. .... D14/434  
D602,858 S \* 10/2009 Ellis et al. .... D13/108  
D608,277 S \* 1/2010 Cano et al. .... D13/108  
D609,636 S \* 2/2010 Jensen ..... D13/108  
2007/0159133 A1 \* 7/2007 Kang et al. .... 320/107

\* cited by examiner

*Primary Examiner* — Rosemary K Tarcza

(74) *Attorney, Agent, or Firm* — Jensen & Puntigam, P.S.

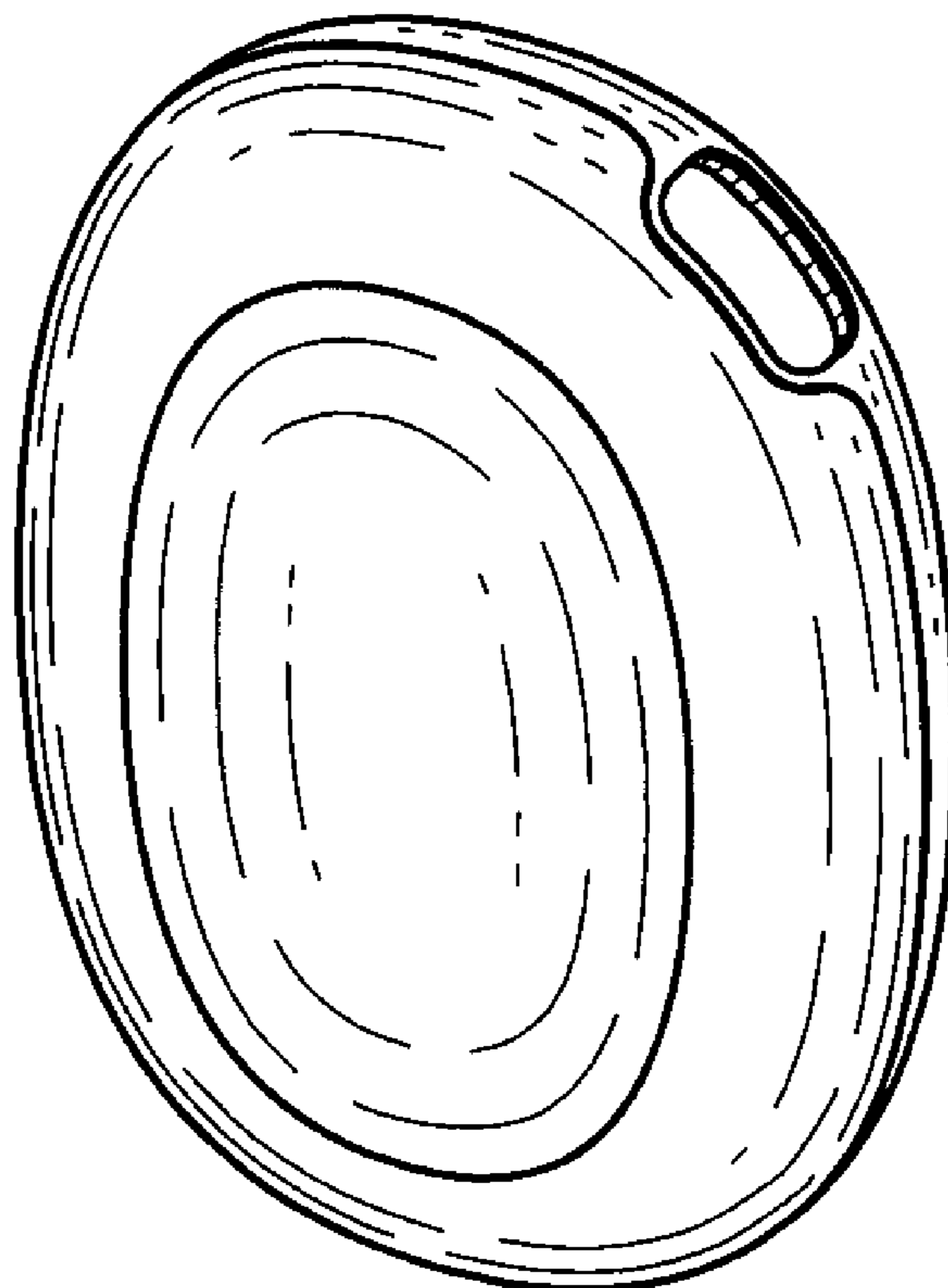
(57) **CLAIM**

The ornamental design for a charger for an applicator of skin formulations, as shown and described.

**DESCRIPTION**

FIG. 1 is a perspective view of the front of a charger for an applicator of skin formulations showing the new design; FIG. 2 is a perspective view of the rear of the charger; FIG. 3 is a top plan view of the charger; FIG. 4 is a bottom plan view of the charger; FIG. 5 is a right side elevational view of the charger; FIG. 6 is a left side elevational view of the charger; FIG. 7 is a back side elevational view of the charger; and, FIG. 8 is a front side elevational view of the charger.

**1 Claim, 4 Drawing Sheets**



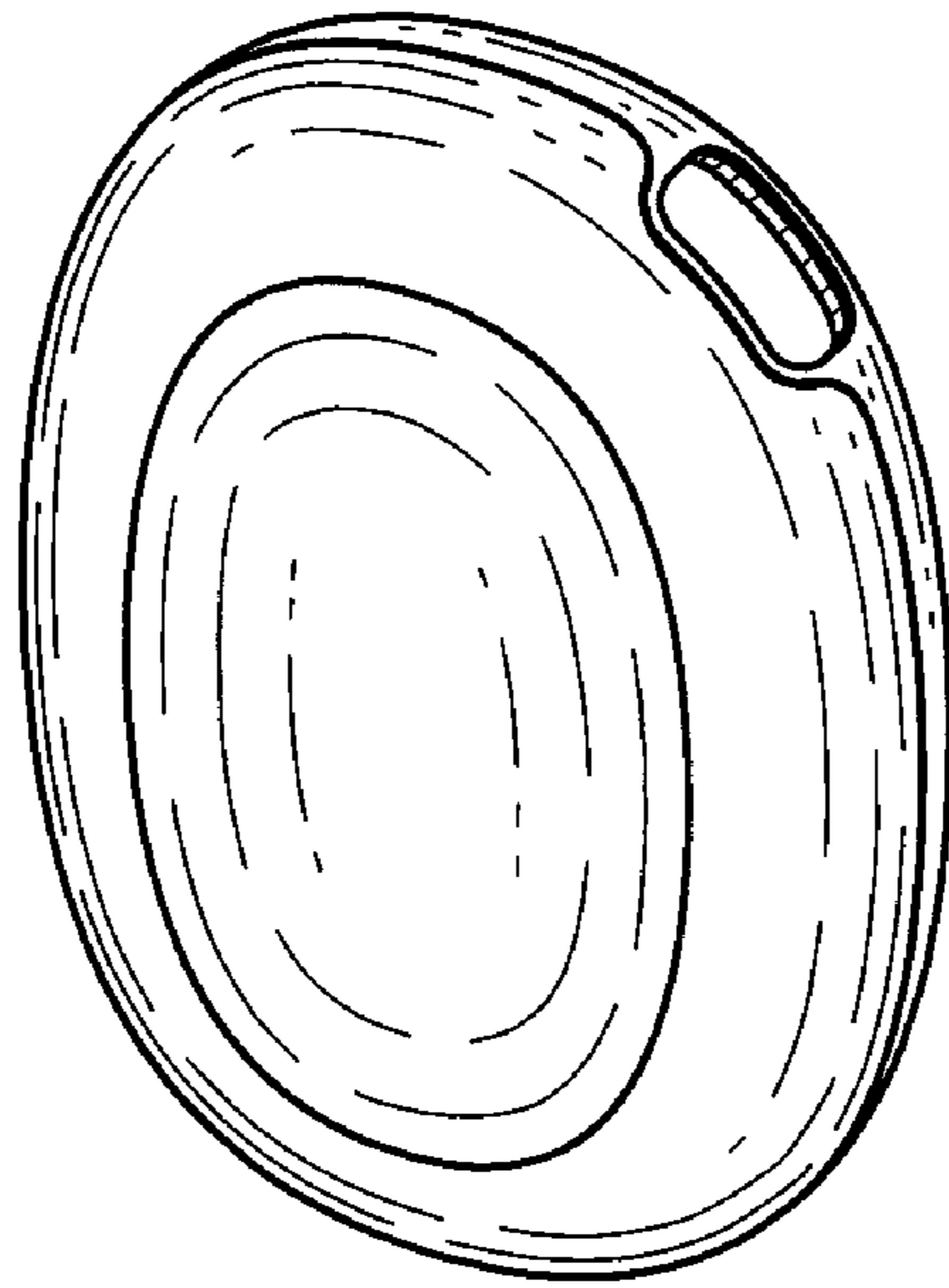


FIG. 1

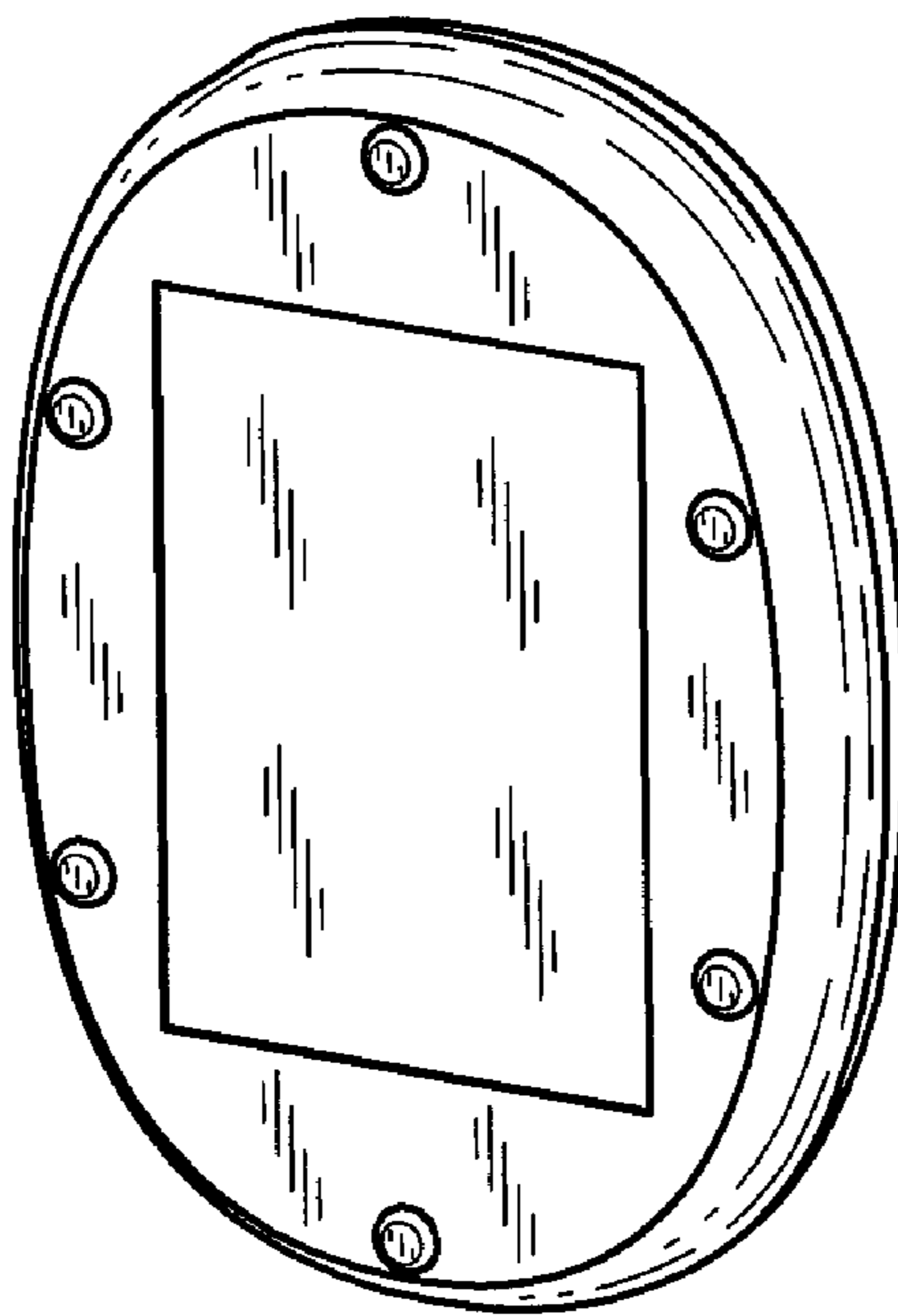


FIG. 2

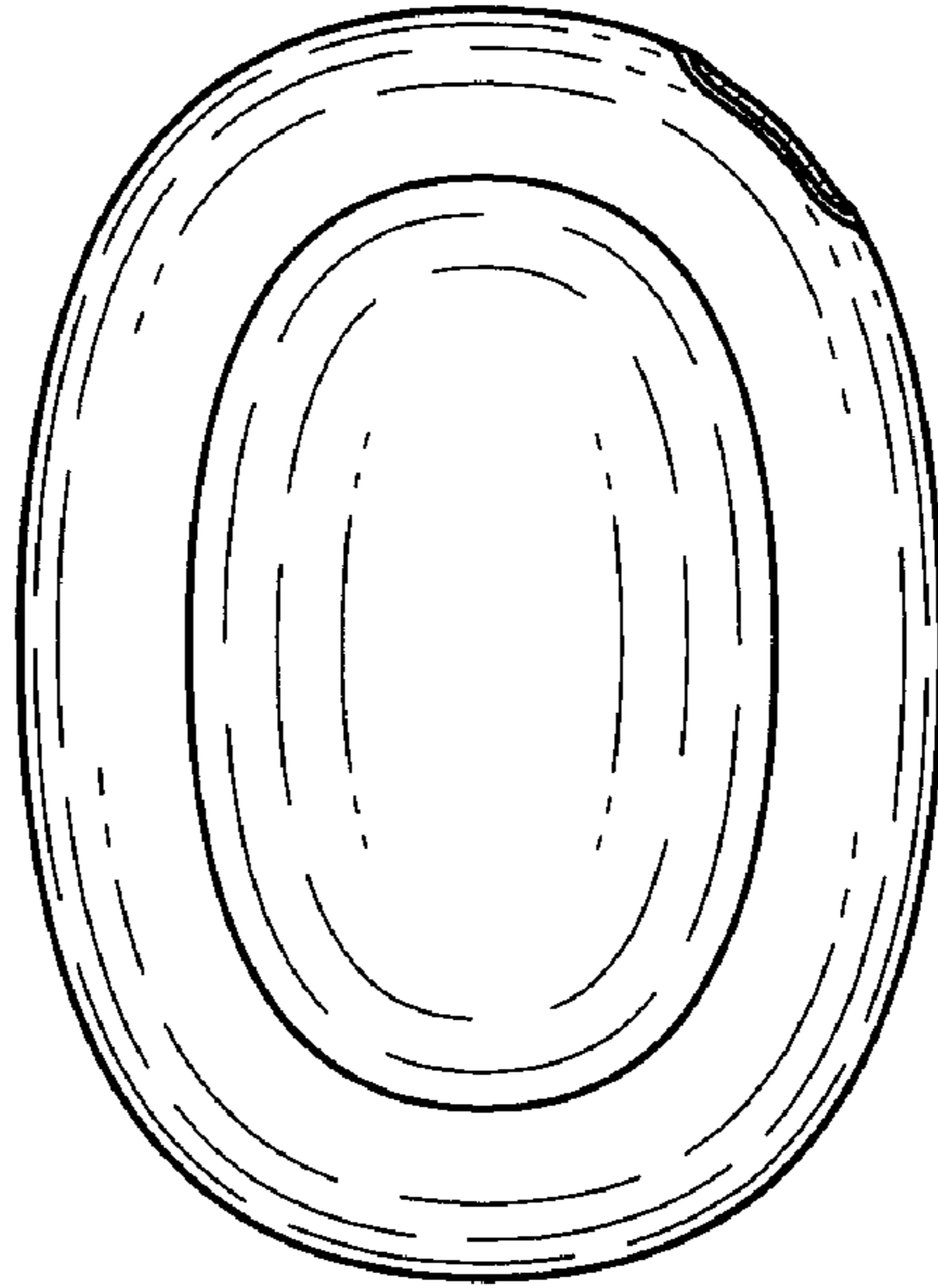


FIG. 3

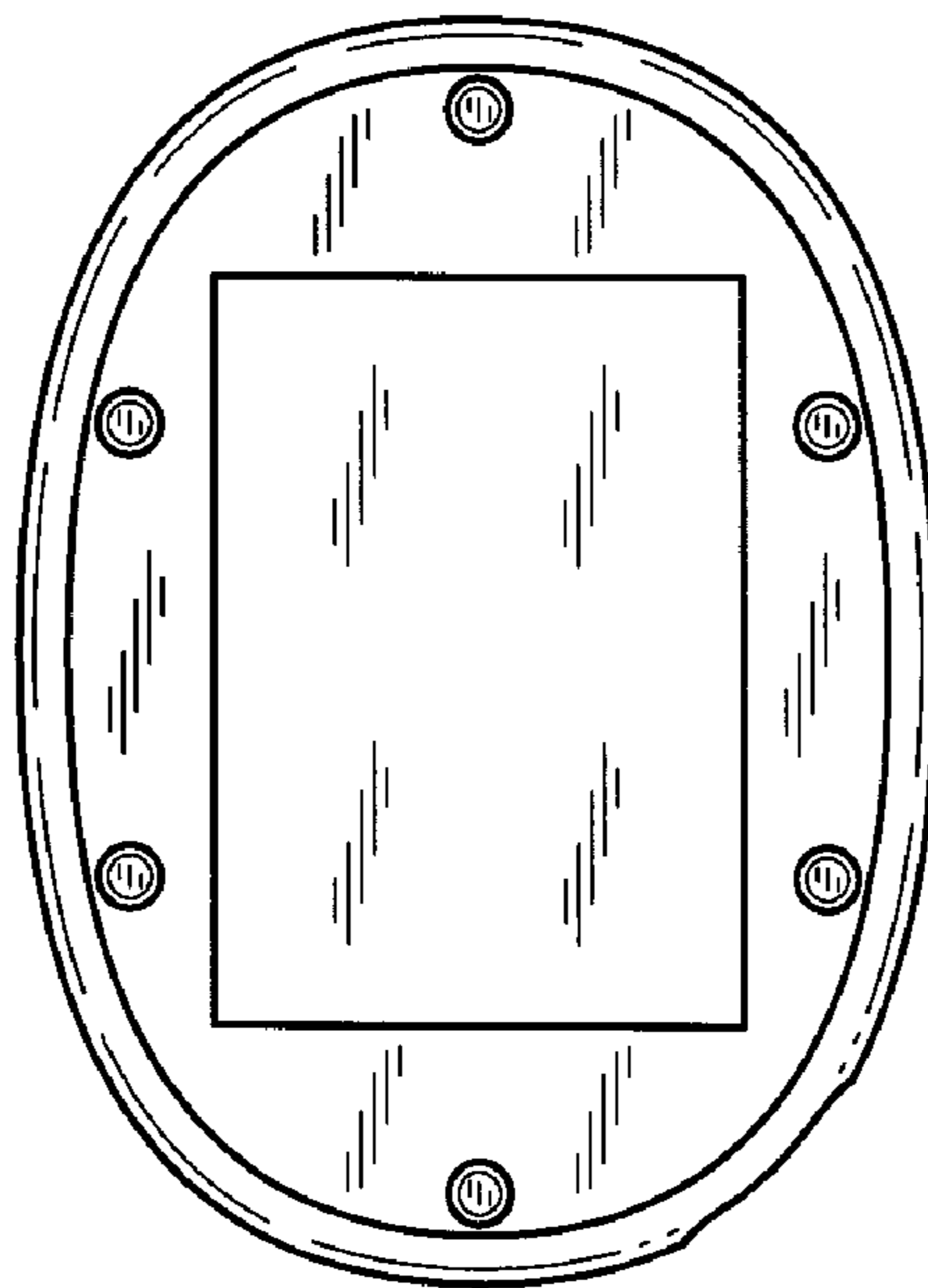


FIG. 4




FIG. 5




FIG. 6




FIG. 7

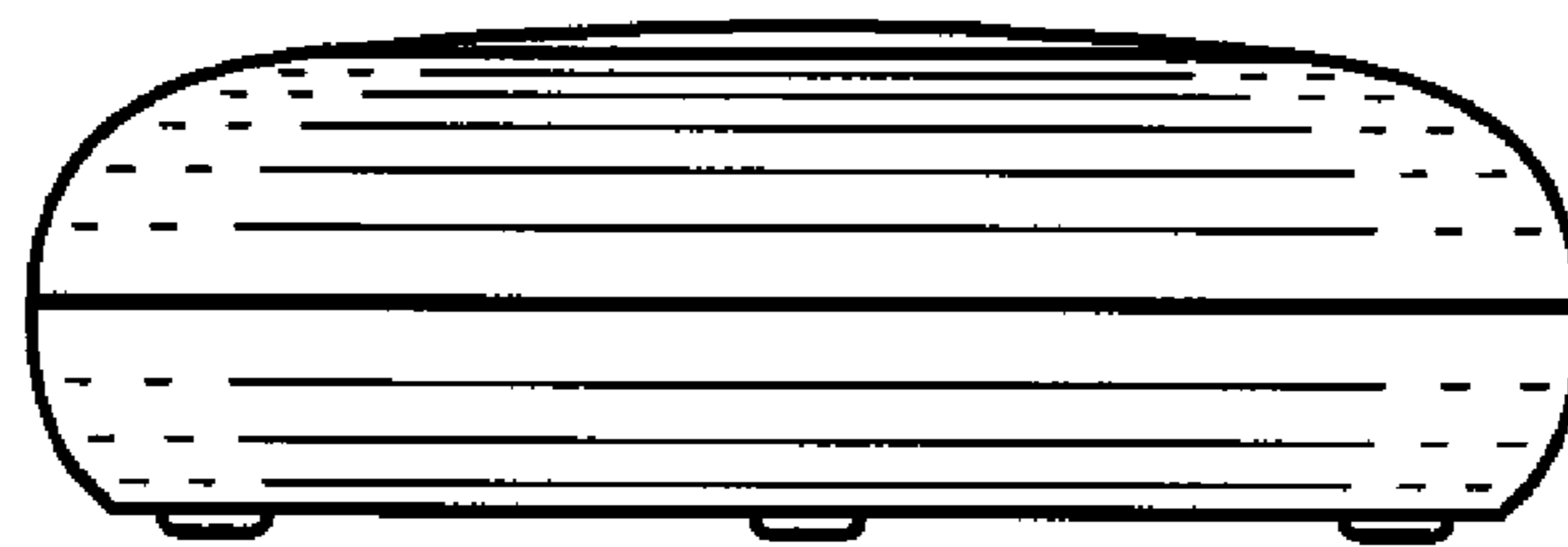


FIG. 8