



US00D634703S

(12) **United States Design Patent**
Takano

(10) **Patent No.:** **US D634,703 S**

(45) **Date of Patent:** **** Mar. 22, 2011**

(54) **TIRE FOR AUTOMOBILE**

(75) Inventor: **Hirokazu Takano**, Kobe (JP)

(73) Assignee: **Sumitomo Rubber Industries, Ltd.**,
Kobe (JP)

(**) Term: **14 Years**

(21) Appl. No.: **29/367,166**

(22) Filed: **Aug. 4, 2010**

(30) **Foreign Application Priority Data**

Feb. 15, 2010 (JP) 2010-003391

(51) **LOC (9) Cl.** **12-15**

(52) **U.S. Cl.** **D12/605**

(58) **Field of Classification Search** D12/500-501,
D12/544, 579, 600-605; 152/523-524, DIG. 12,
152/555; D7/588, 396.4-396.5
See application file for complete search history.

(56) **References Cited**

U.S. PATENT DOCUMENTS

D430,518 S *	9/2000	Baker	D12/605
D432,060 S *	10/2000	Baker	D12/605
D516,016 S *	2/2006	Miyazaki et al.	D12/605
D546,273 S *	7/2007	Dumigan	D12/605
D549,166 S *	8/2007	Lee	D12/605
D560,601 S *	1/2008	Lo	D12/605
D565,503 S *	4/2008	Tanaka	D12/605
D569,335 S *	5/2008	Lee	D12/605
D569,791 S *	5/2008	Iwabuchi et al.	D12/605

D575,728 S *	8/2008	Harvey	D12/605
D576,544 S *	9/2008	Onoe	D12/605
D577,331 S *	9/2008	Ochi	D12/605
D584,222 S *	1/2009	Ohashi	D12/605
D593,486 S *	6/2009	Yonetsu	D12/605
D596,116 S *	7/2009	Fujita	D12/605
D597,024 S *	7/2009	Ochi	D12/605
D598,371 S *	8/2009	Misumi	D12/605
D600,199 S *	9/2009	Ibaraki	D12/605

* cited by examiner

Primary Examiner — Stacia Cadmus

(74) *Attorney, Agent, or Firm* — Birch, Stewart, Kolasch & Birch, LLP

(57) **CLAIM**

The ornamental design for a tire for automobile, as shown and described.

DESCRIPTION

FIG. 1 is a front view of a tire for automobile showing my new design;

FIG. 2 is a rear view thereof;

FIG. 3 is a top view thereof;

FIG. 4 is a bottom view thereof;

FIG. 5 is a right side view thereof;

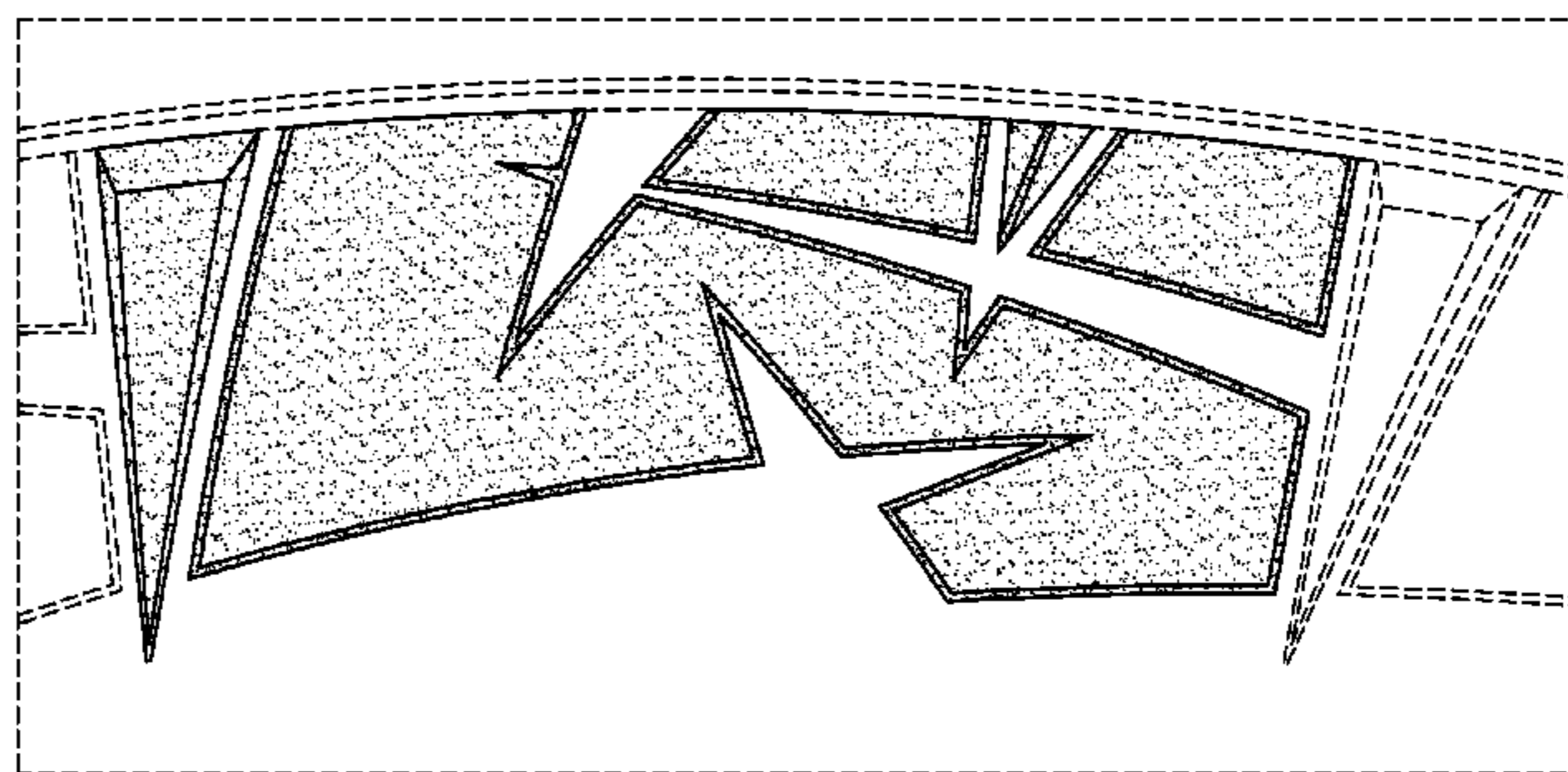
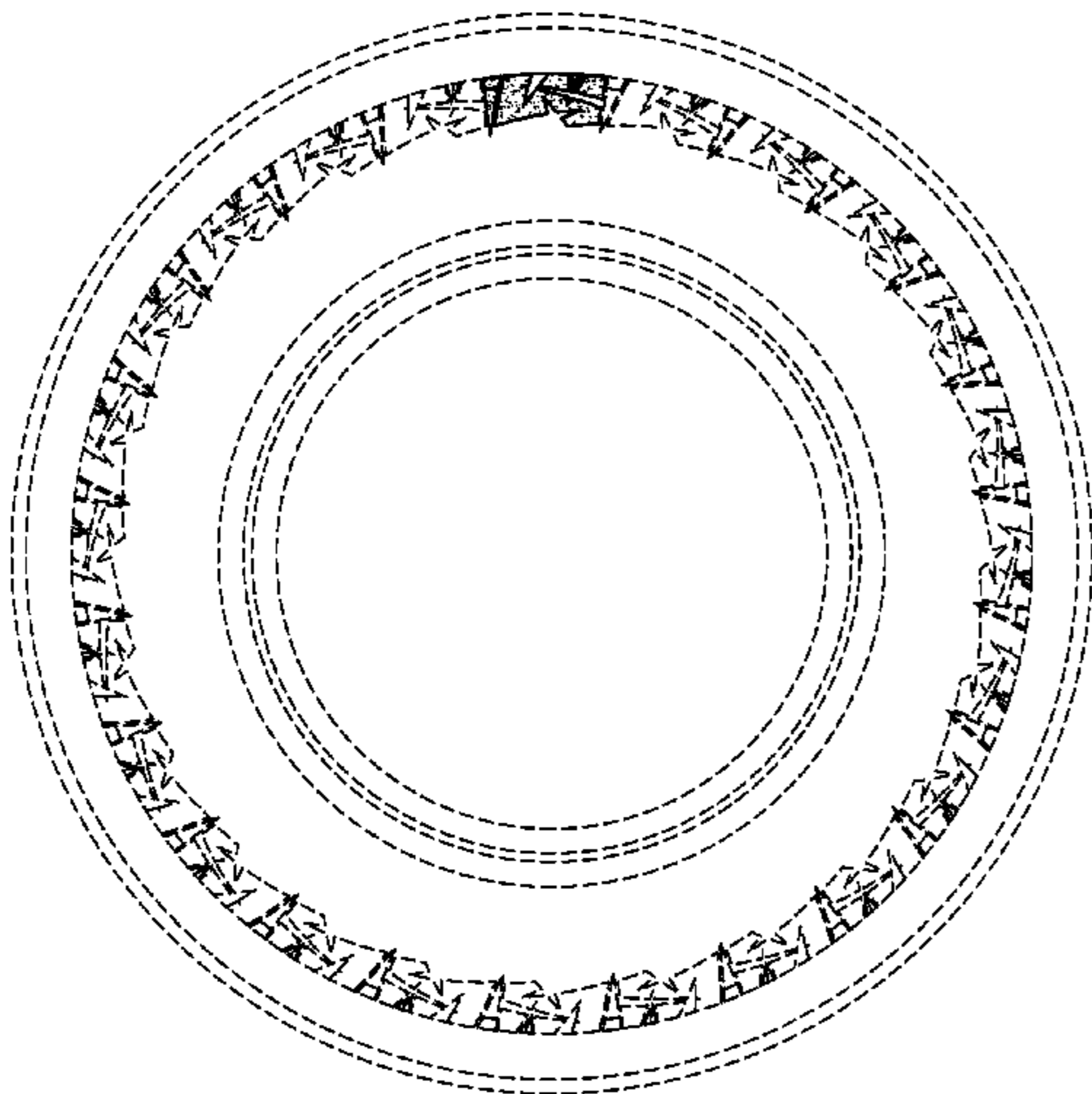
FIG. 6 is a left side view thereof;

FIG. 7 is an enlarged view of FIG. 5; and,

FIG. 8 is an enlarged right perspective view of FIG. 7.

The portion in the drawings illustrated in broken lines represent environmental structure of the design and therefore form no part of the claimed design.

1 Claim, 8 Drawing Sheets






FIG. 1




FIG.2



FIG.3




FIG.4

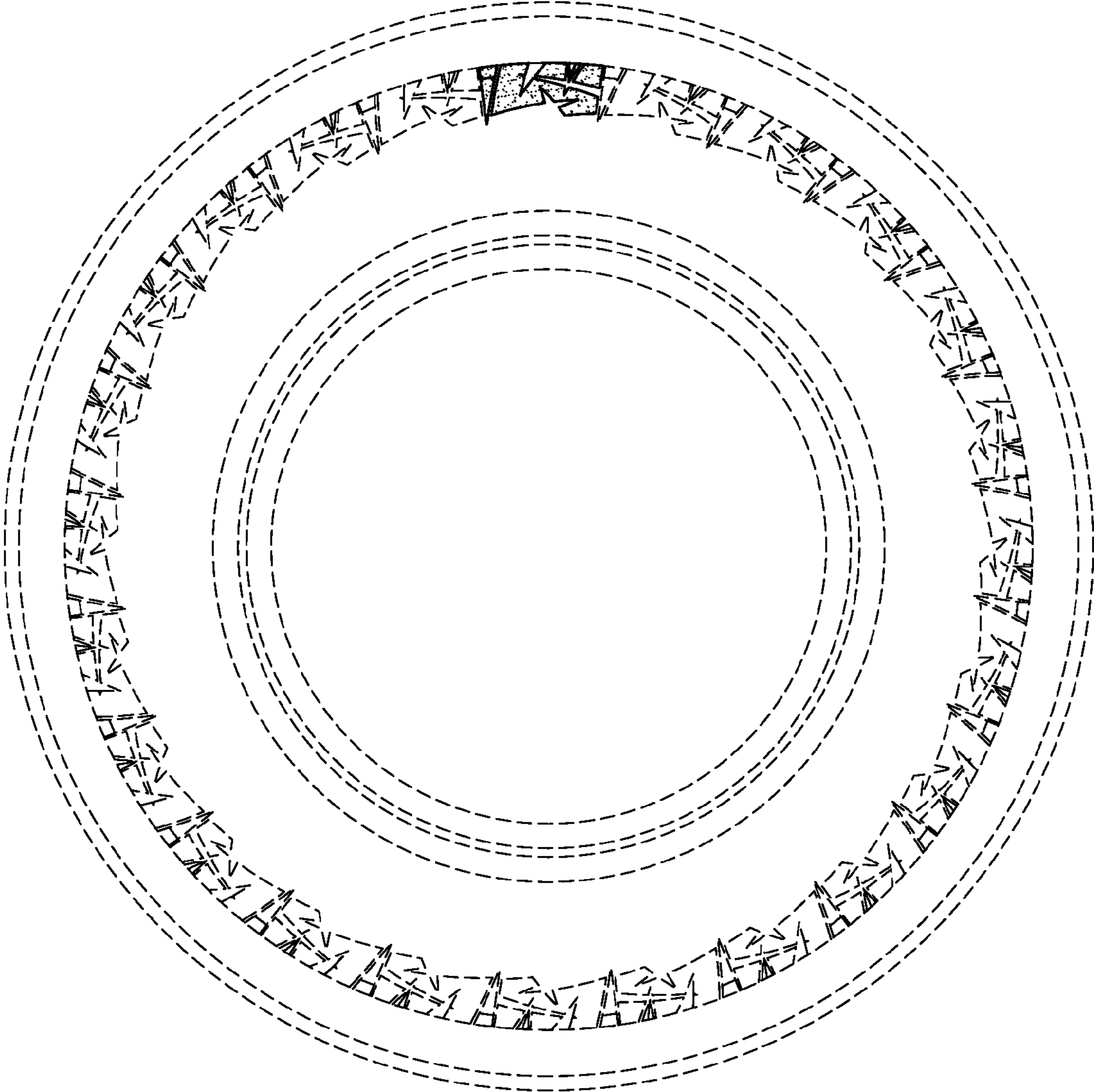


FIG.5

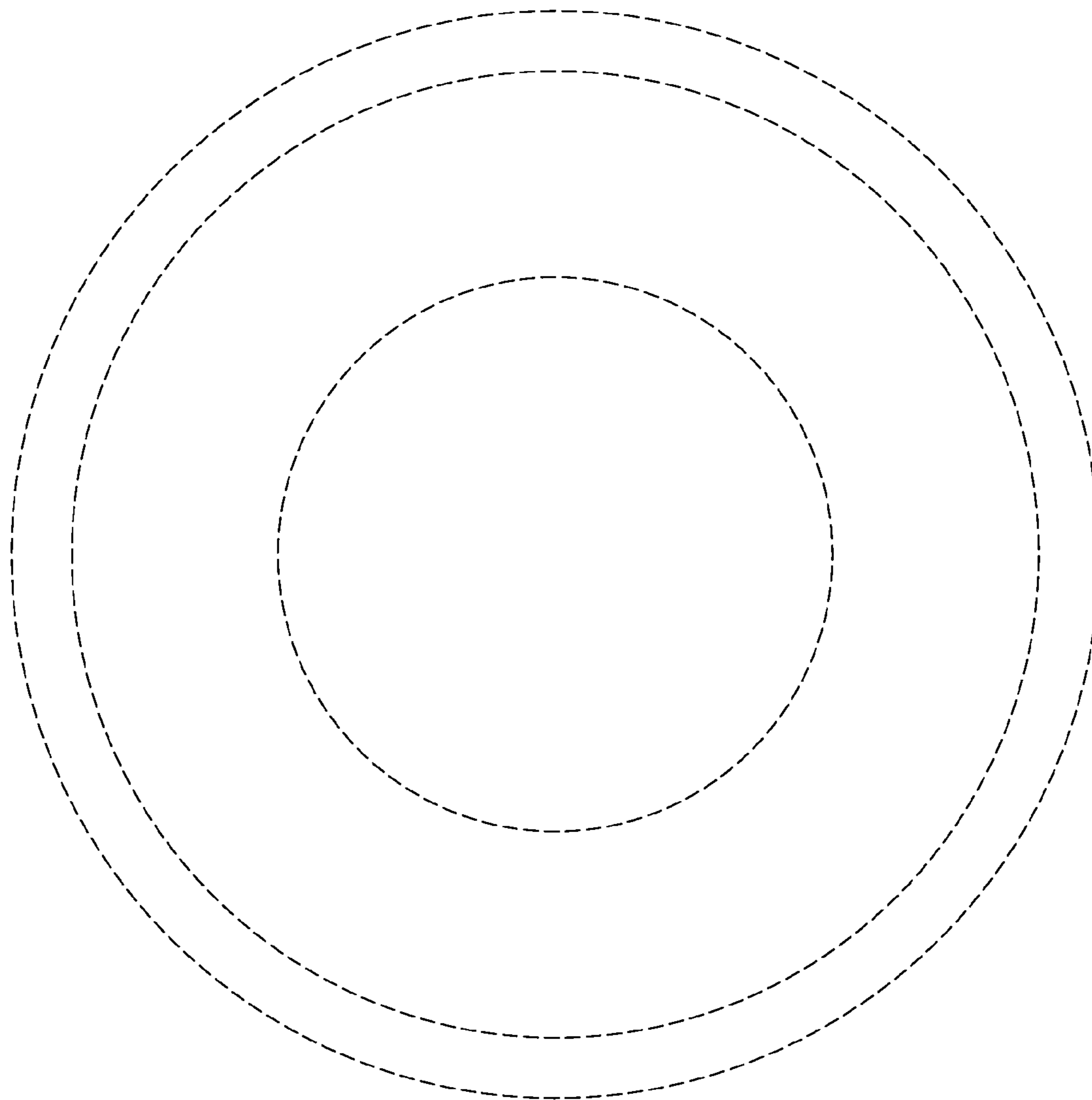


FIG.6

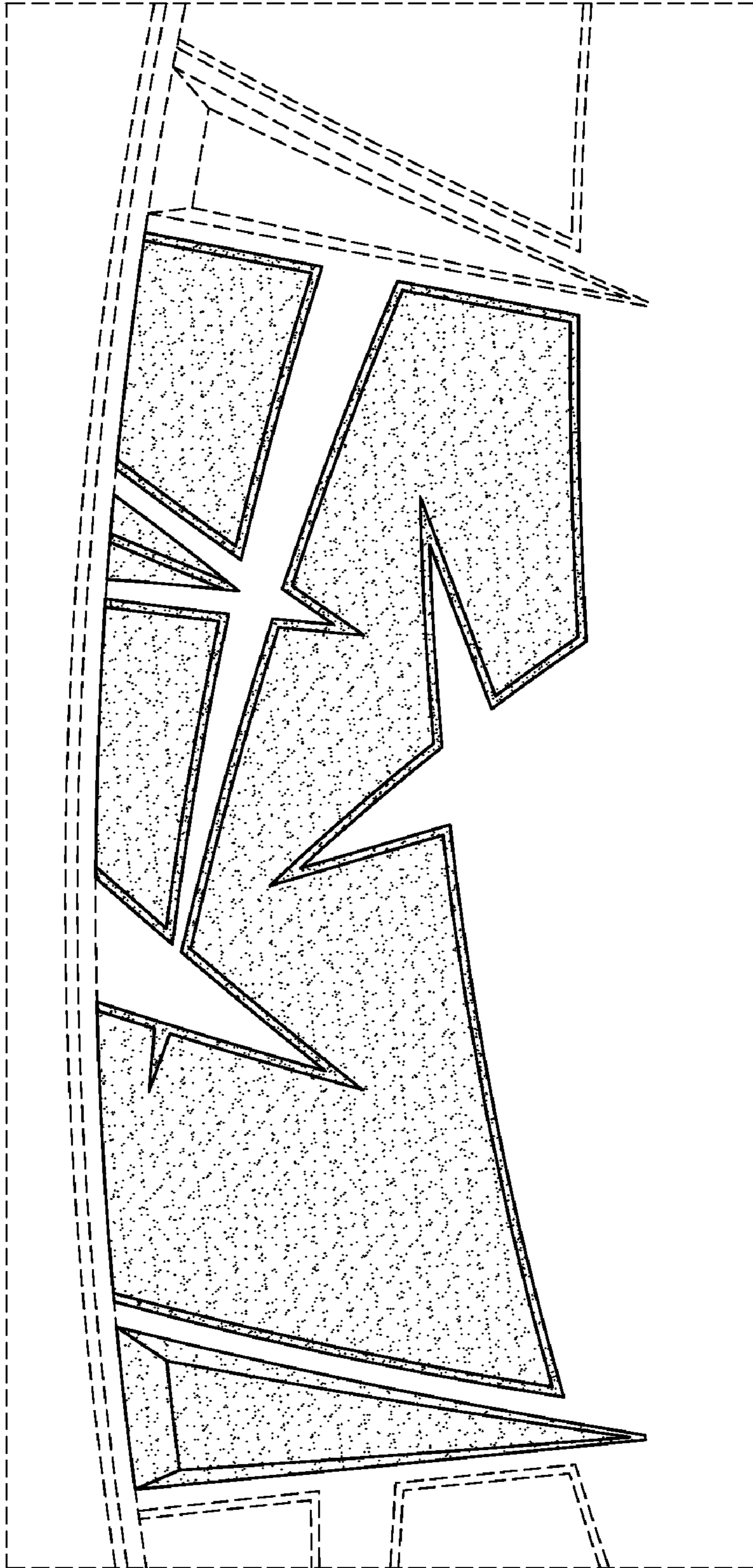


FIG. 7

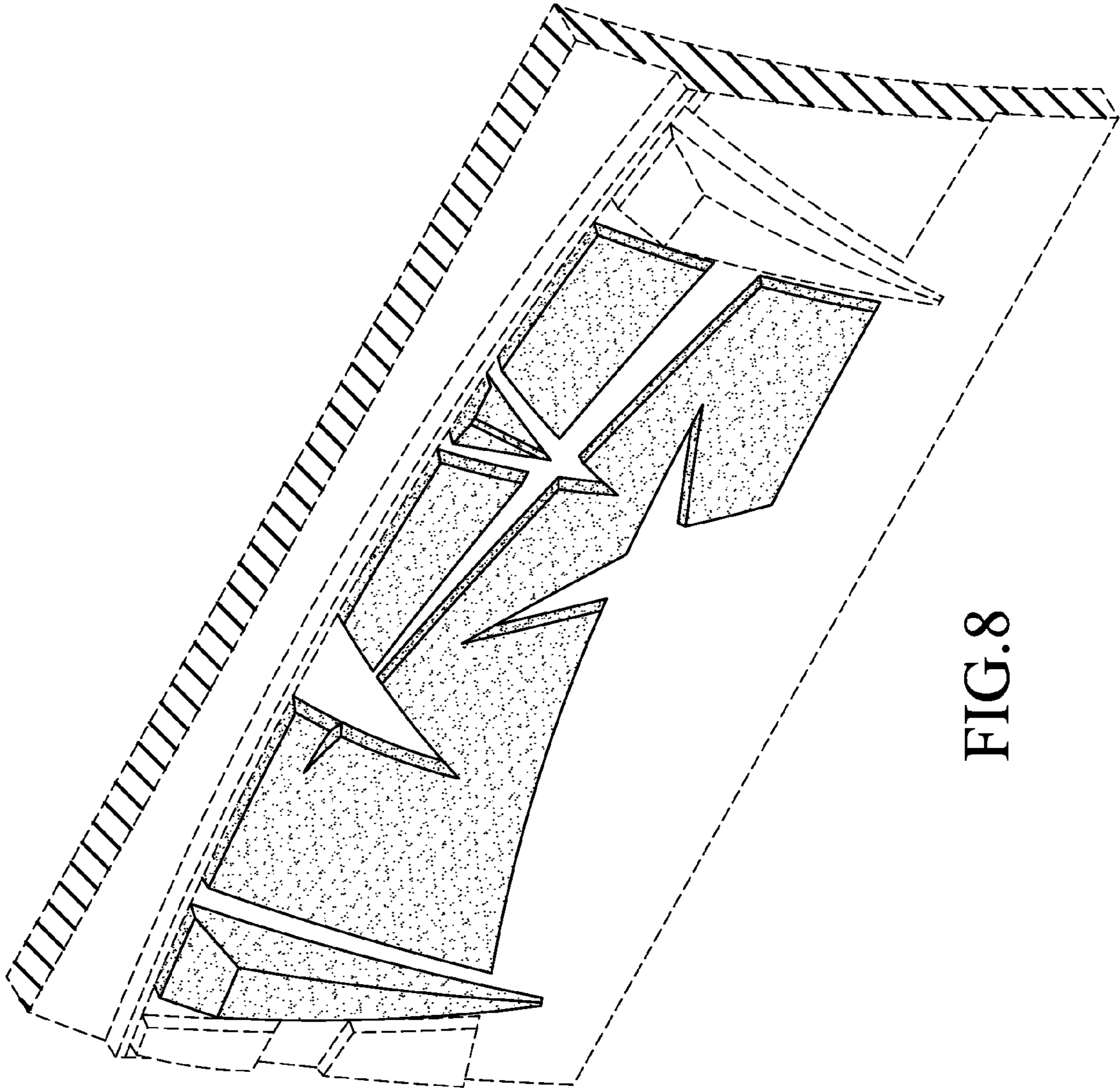


FIG. 8