



US00D634698S

(12) **United States Design Patent**  
**Saint-Jalmes et al.**

(10) **Patent No.:** **US D634,698 S**  
(45) **Date of Patent:** **\*\* Mar. 22, 2011**

(54) **AIRCRAFT FURNITURE**

(75) Inventors: **Bruno Saint-Jalmes**, Toulouse (FR);  
**Jason Zaneboni**, Blagnac (FR);  
**Bernard Rumeau**, Cornebarrieu (FR)

(73) Assignee: **Airbus SAS**, Blagnac Cedex (FR)

(\*\*) Term: **14 Years**

(21) Appl. No.: **29/354,231**

(22) Filed: **Jan. 21, 2010**

**Related U.S. Application Data**

(62) Division of application No. 29/281,157, filed on Jun. 15, 2007, now Pat. No. Des. 611,401.

(51) **LOC (9) Cl.** ..... **12-16**

(52) **U.S. Cl.** ..... **D12/423; D12/345; D12/415; D6/396**

(58) **Field of Classification Search** ..... D12/317-319, D12/345, 400, 415, 419, 423-426, 426.1; 244/117 R, 119; D6/396, 432, 439, 440, D6/436, 448-449, 475-476

See application file for complete search history.

(56) **References Cited**

**U.S. PATENT DOCUMENTS**

D235,082 S *	5/1975	Weaver	.....	D12/421
D252,540 S *	8/1979	Murphy	.....	D12/419
D304,263 S	10/1989	Mull		
D339,682 S *	9/1993	Phelps	.....	D3/296
D450,651 S	11/2001	Walterscheid et al.		
D453,138 S	1/2002	Walterscheid et al.		
6,422,440 B1	7/2002	Stone		
D478,102 S	8/2003	Utsugi		
D478,860 S	8/2003	Young		
D484,843 S	1/2004	Wyszogrod		

D589,870 S	4/2009	Saint-Jalmes et al.
D591,665 S	5/2009	Saint-Jalmes et al.
D602,702 S	10/2009	Saint-Jalmes et al.
D608,722 S	1/2010	Saint-Jalmes et al.
D611,401 S	3/2010	Saint-Jalmes et al.

**OTHER PUBLICATIONS**

U.S. Appl. No. 29/354,232, filed Jan. 21, 2010; Title: Aircraft Furniture. Inventor: Saint-Jalmes et al.

\* cited by examiner

*Primary Examiner* — Ian Simmons

*Assistant Examiner* — Dana L Sipos

(74) *Attorney, Agent, or Firm* — Osler, Hoskin & Harcourt LLP

(57) **CLAIM**

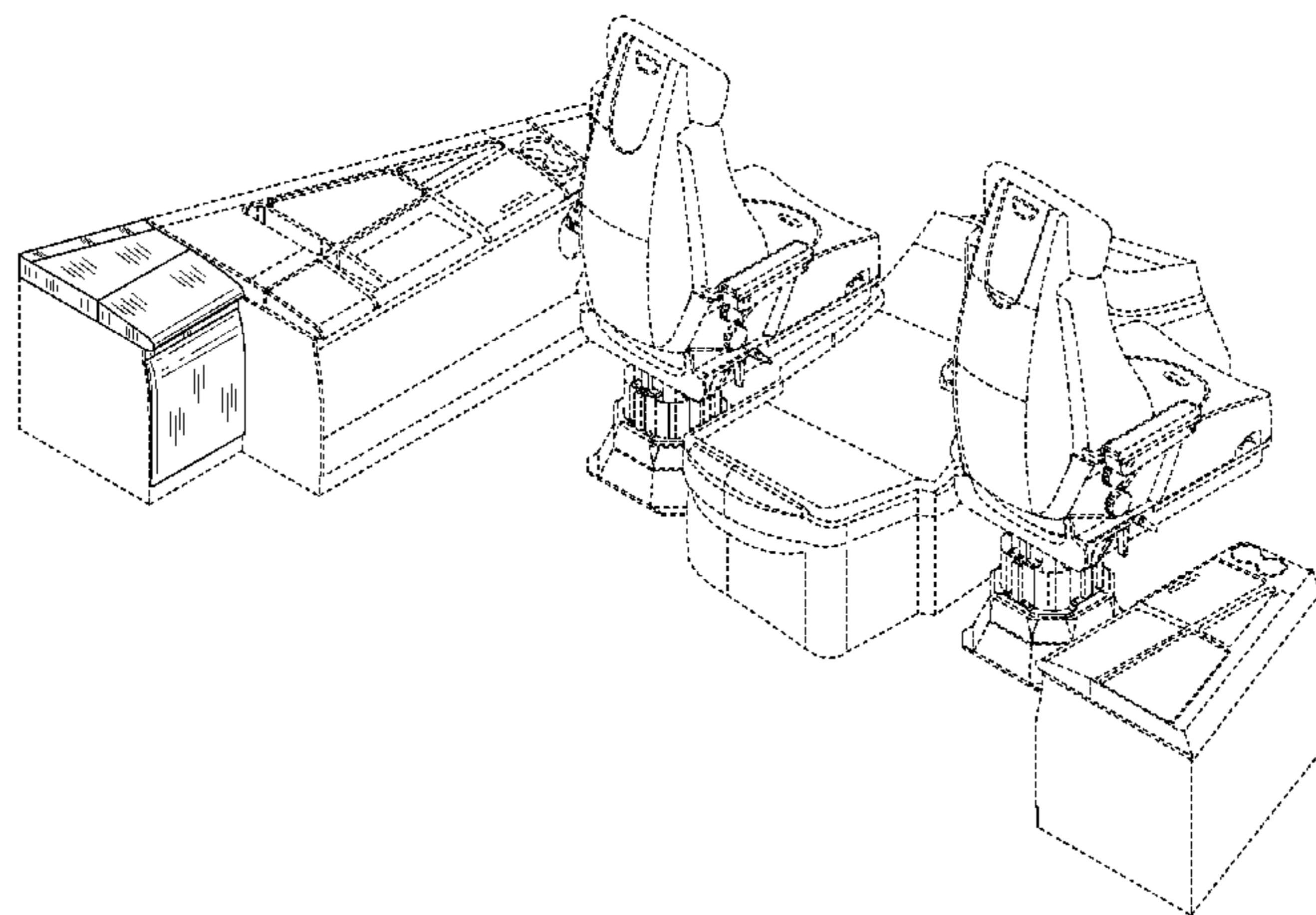
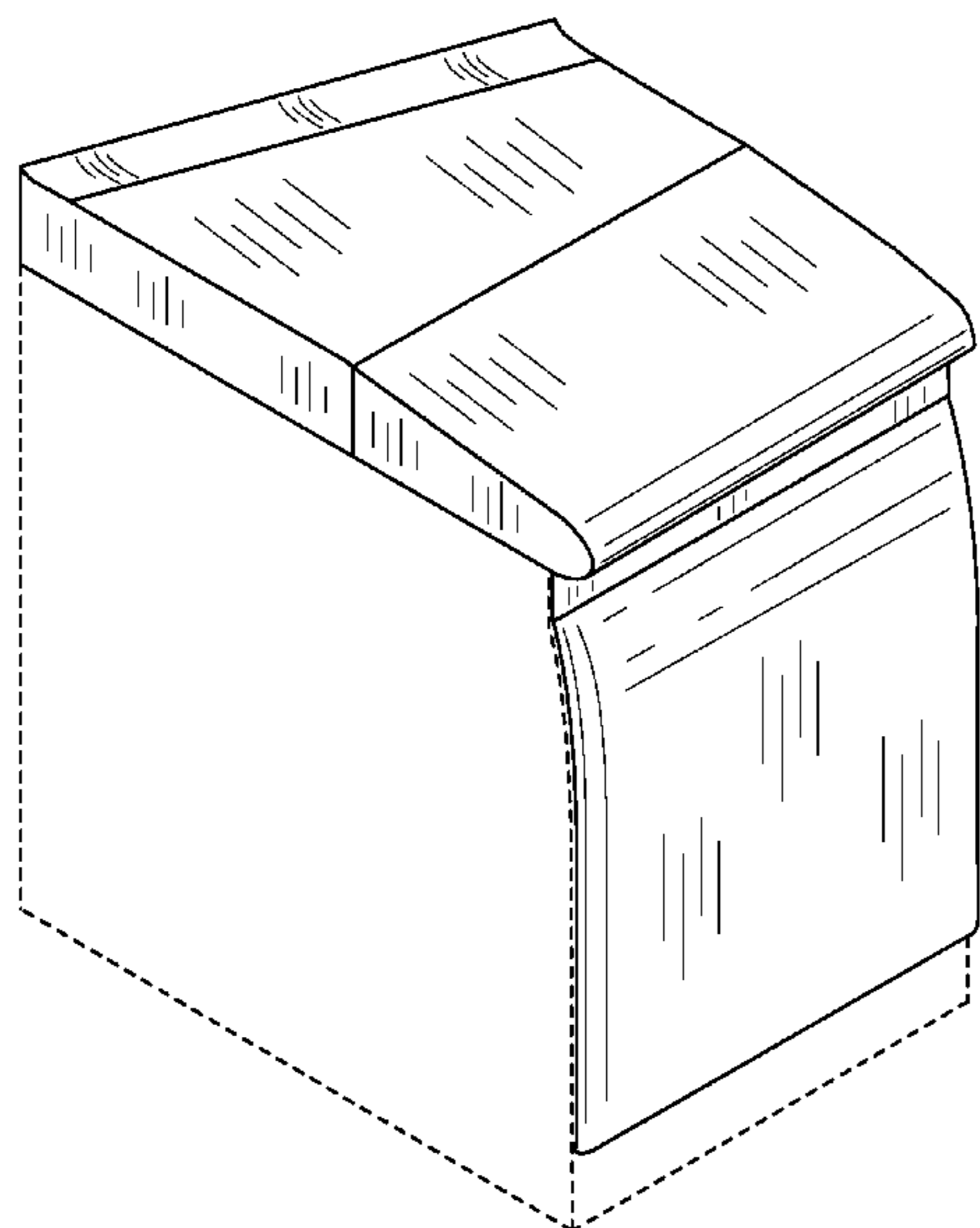
The ornamental design for aircraft furniture, as shown and described.

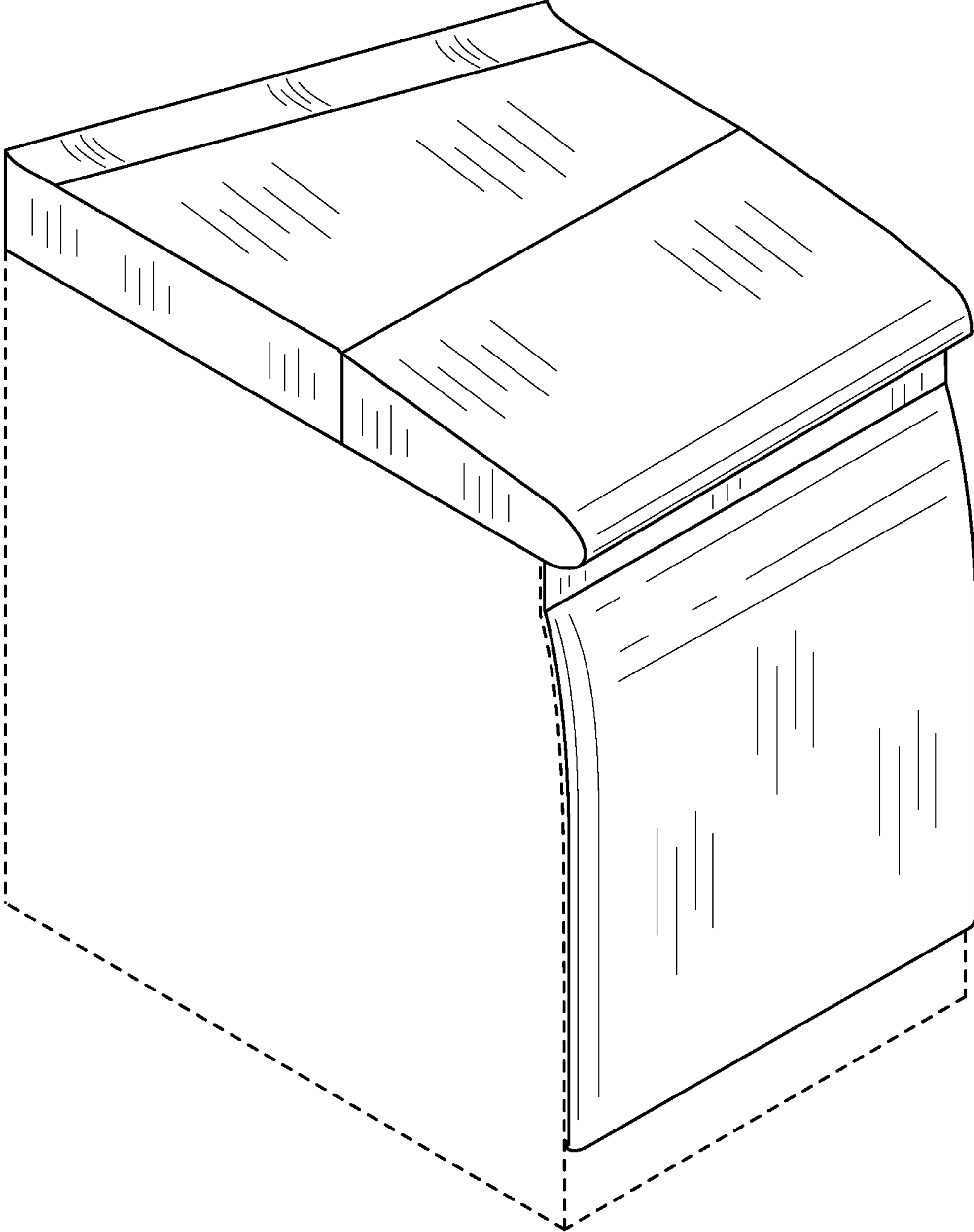
**DESCRIPTION**

FIG. 1 is a top, front, left perspective view showing a piece of aircraft furniture according to our design; FIG. 2 is a top plan view thereof; FIG. 3 is a left side elevation view thereof; FIG. 4 is a front elevation view thereof; FIG. 5 is a rear elevation view thereof; and, FIG. 6 is a top, front, left perspective view of the piece of aircraft furniture of FIG. 1 shown with environmental structure, being additional elements of an aircraft cockpit shown in broken lines.

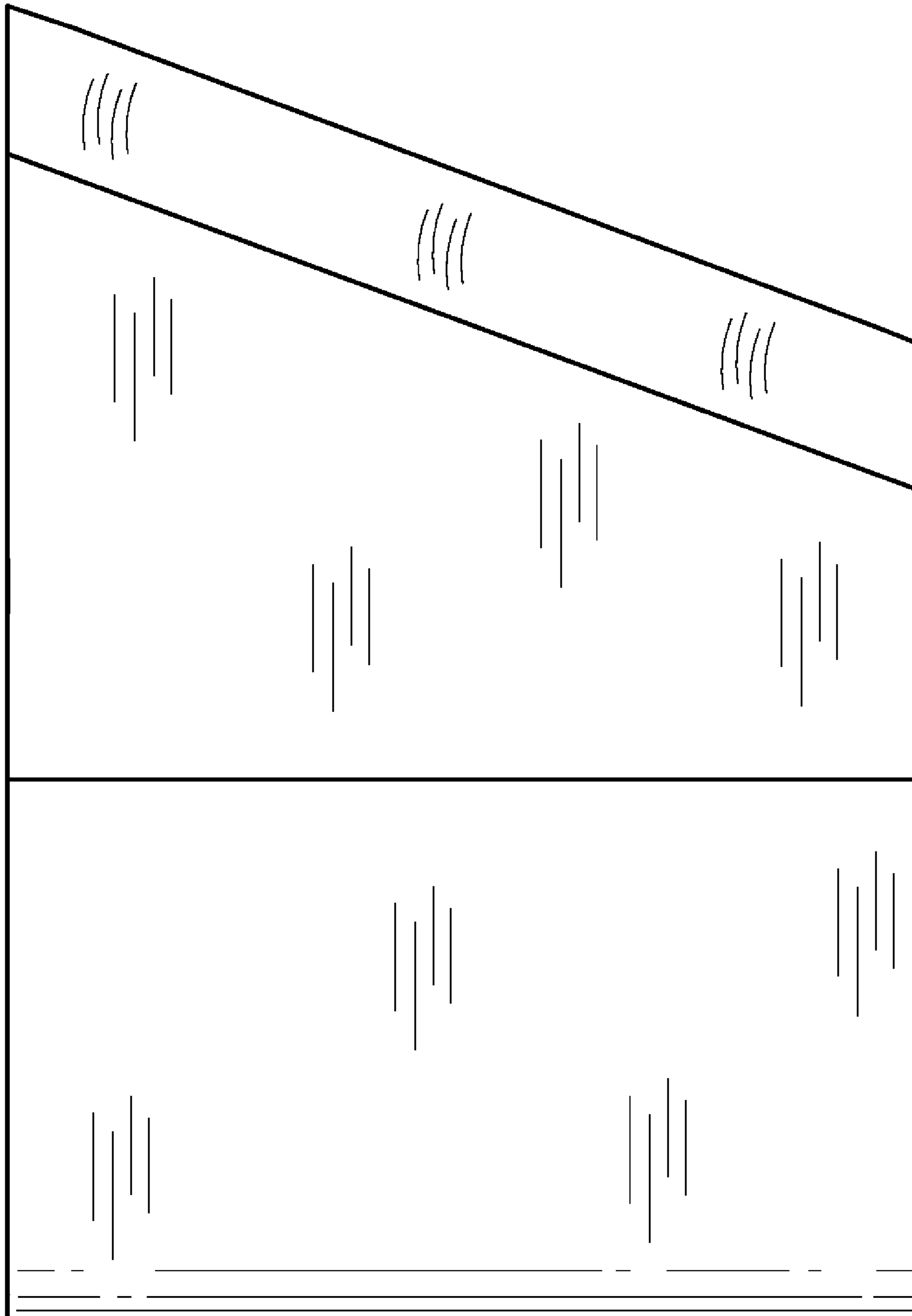
Throughout the Figures, the dashed broken lines represent environmental matter and/or unclaimed portions of the aircraft furniture and form no part of the claimed design. Unshaded portions of the article and portions of the article not shown in the drawings, form no part of the claimed design.

**1 Claim, 6 Drawing Sheets**






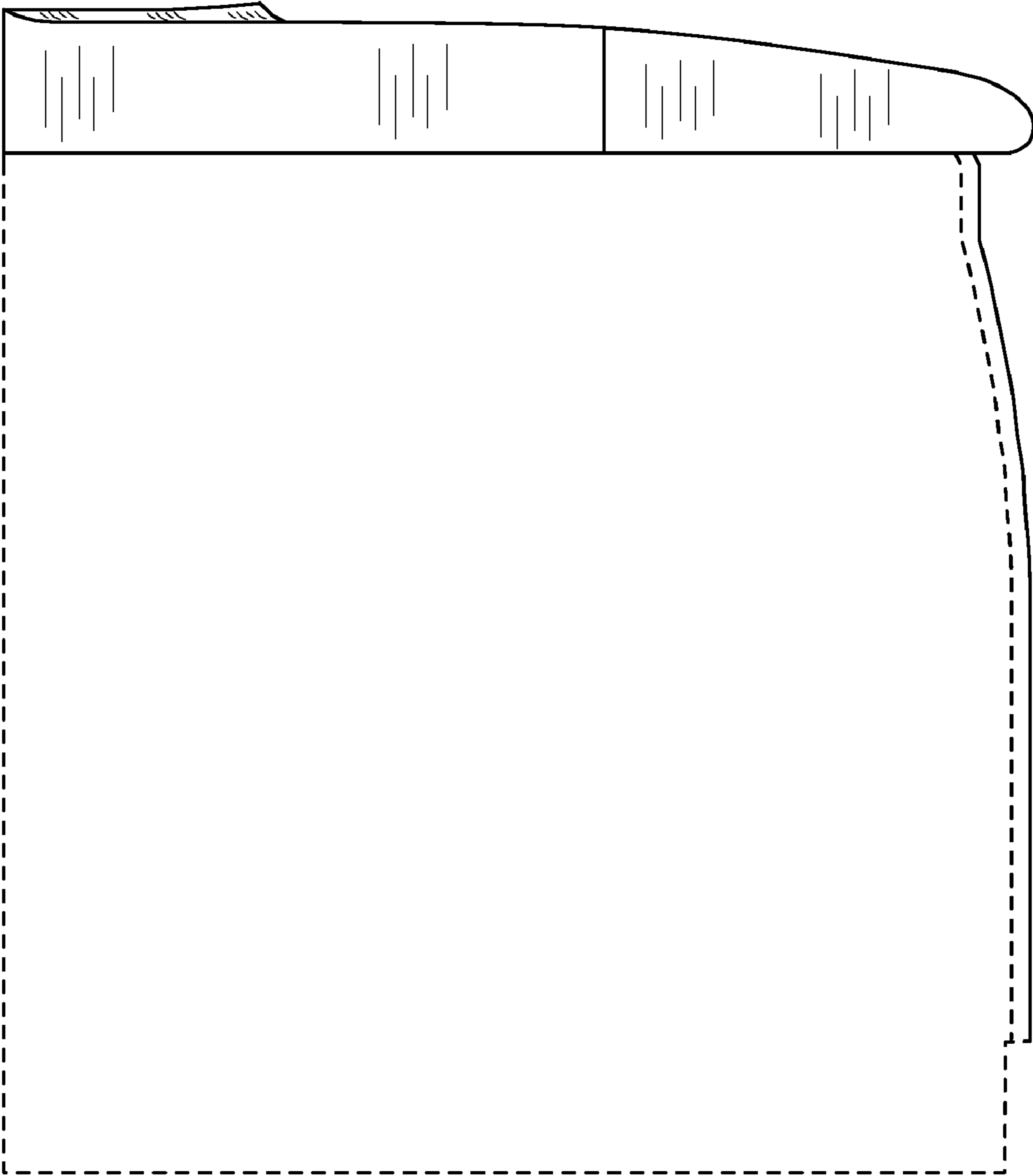
**FIG. 1**



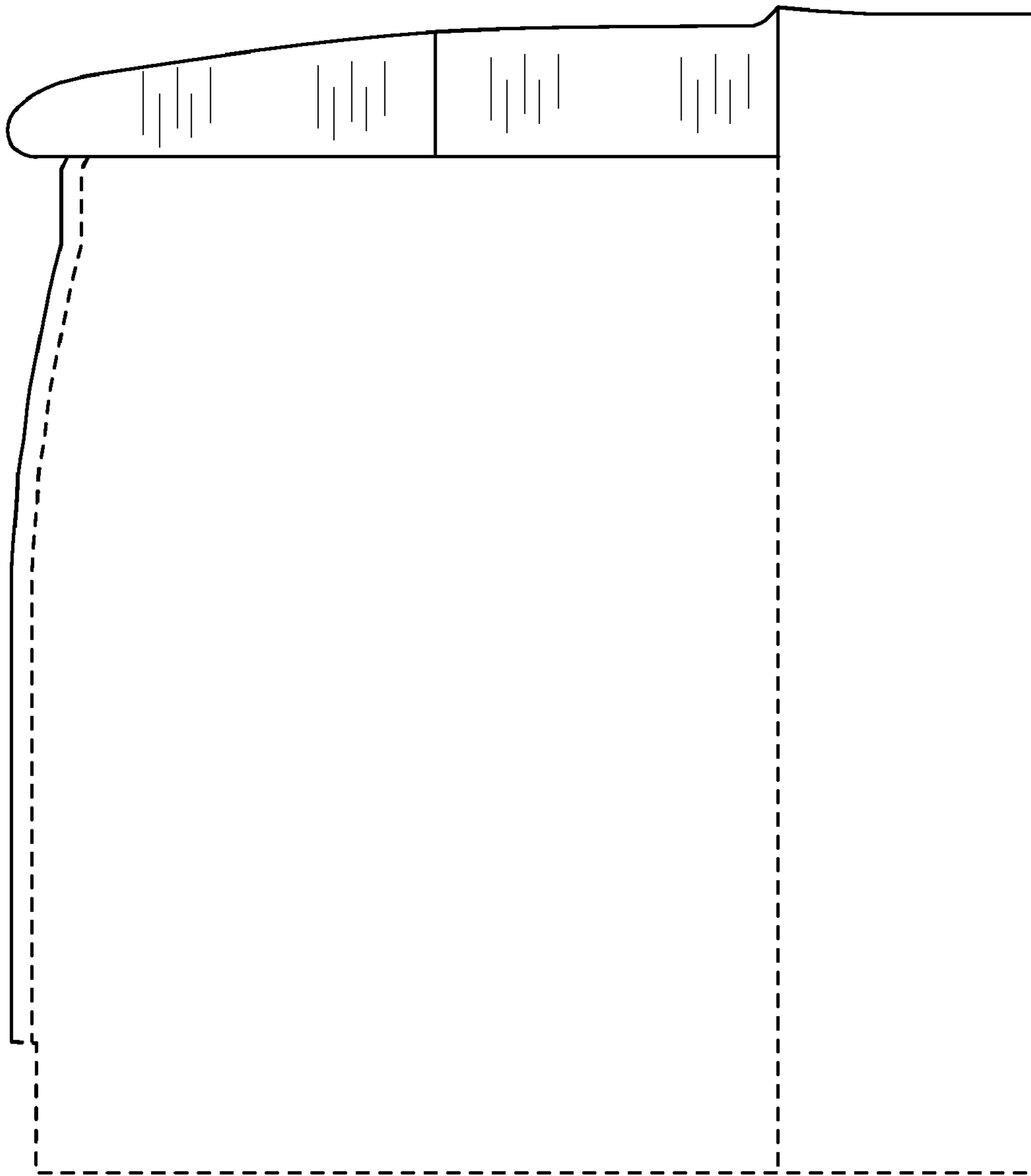
**FIG. 2**



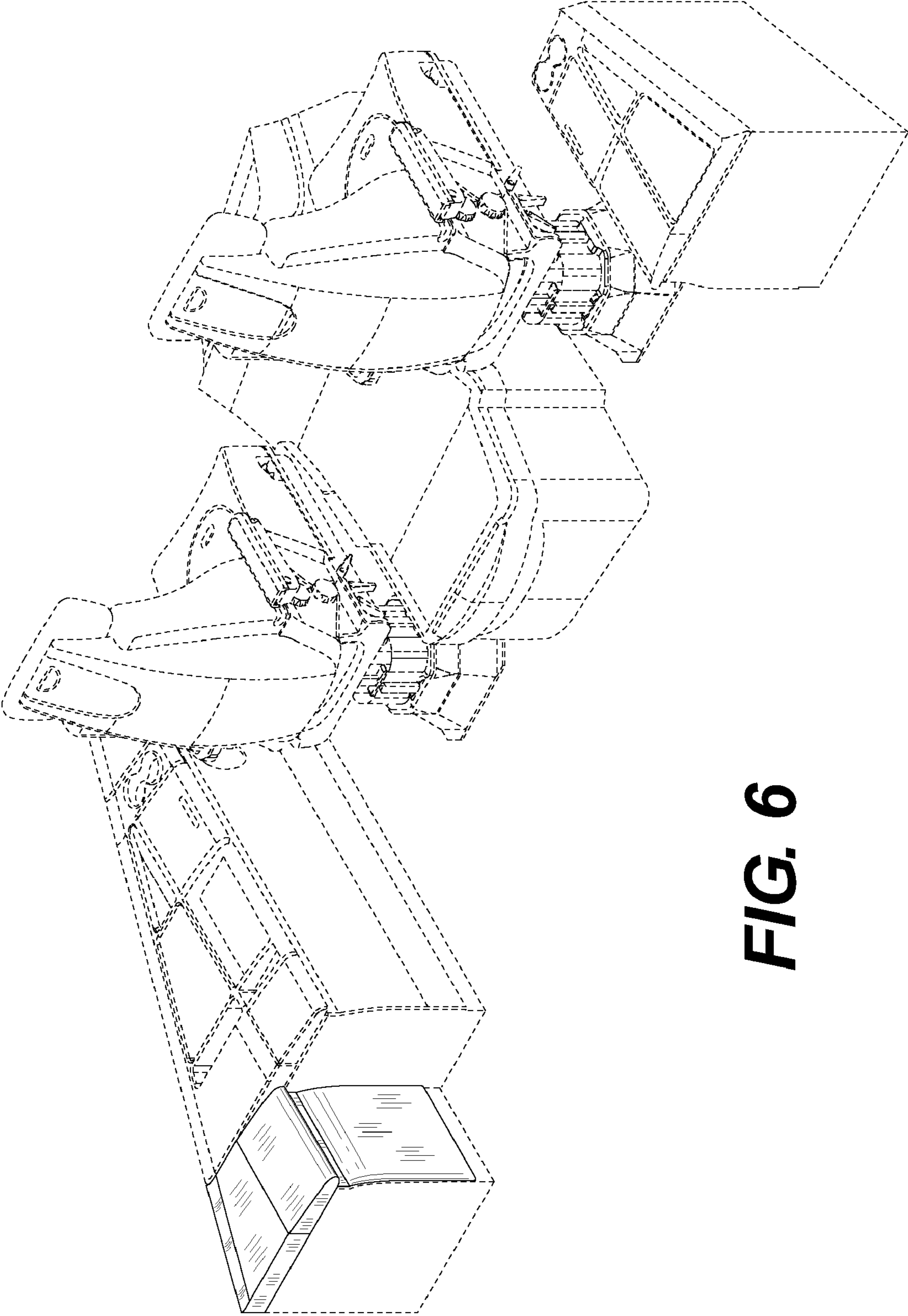
**FIG. 3**



**FIG. 4**



**FIG. 5**



**FIG. 6**