



US00D634683S

(12) **United States Design Patent**  
**Kuze**

(10) **Patent No.:** **US D634,683 S**  
(45) **Date of Patent:** **\*\* Mar. 22, 2011**

(54) **HOOD FOR AUTOMOBILE**

- (75) Inventor: **Takahiro Kuze**, Kamakura (JP)
- (73) Assignee: **Nissan Motor Co., Ltd.**, Yokohama (JP)
- (\*\*) Term: **14 Years**
- (21) Appl. No.: **29/368,228**
- (22) Filed: **Aug. 20, 2010**

FOREIGN PATENT DOCUMENTS

JP 1337296 S 8/2008  
\* cited by examiner

*Primary Examiner* — Melody N Brown  
(74) *Attorney, Agent, or Firm* — Global IP Counselors, LLP

(57) **CLAIM**

The ornamental design for a hood for an automobile, as shown and described.

**DESCRIPTION**

(30) **Foreign Application Priority Data**

Feb. 26, 2010 (JP) ..... 2010-004537

- (51) **LOC (9) Cl.** ..... **12-16**
- (52) **U.S. Cl.** ..... **D12/173**
- (58) **Field of Classification Search** ..... D12/173,  
D12/196, 86, 90-92; 180/69.21, 69.2, 69.22;  
296/24.4

See application file for complete search history.


(56) **References Cited**

U.S. PATENT DOCUMENTS

D541,198 S *	4/2007	Levy	.....	D12/173
D583,733 S *	12/2008	Walter et al.	.....	D12/173
D592,113 S *	5/2009	Ward	.....	D12/173
D607,792 S *	1/2010	Weil	.....	D12/173
D609,144 S *	2/2010	Takayama	.....	D12/173
D612,779 S *	3/2010	Elliott et al.	.....	D12/173
D619,942 S *	7/2010	Ectors et al.	.....	D12/173
D627,281 S *	11/2010	Yoshida et al.	.....	D12/173

FIG. 1 is a front elevational view of a hood for an automobile in accordance with an embodiment of my new design;  
 FIG. 2 is a rear elevational view of the hood for an automobile in accordance with the embodiment of my new design;  
 FIG. 3 is a top plan view of the hood for an automobile in accordance with the embodiment of my new design;  
 FIG. 4 is a bottom plan view of the hood for an automobile in accordance with the embodiment of my new design;  
 FIG. 5 is a left side elevational view of the hood for an automobile in accordance with the embodiment of my new design;  
 FIG. 6 is a right side elevational view of the hood for an automobile in accordance with the embodiment of my new design; and,  
 FIG. 7 is a front side perspective view of the hood for an automobile in accordance with the embodiment of my new design.  
 The broken line showing of the hood for an automobile in FIGS. 2 and 4 is for purpose of illustrating environmental structure and forms no part of the claimed design.

**1 Claim, 5 Drawing Sheets**



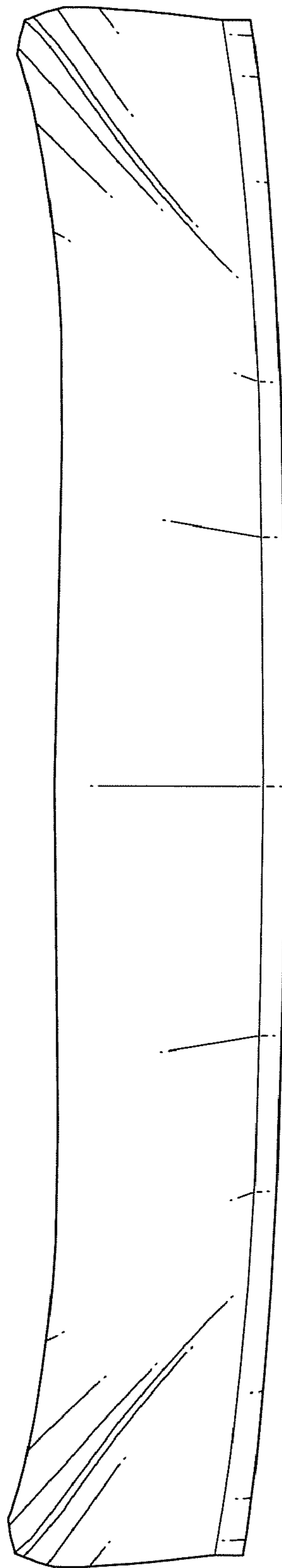


FIG. 1

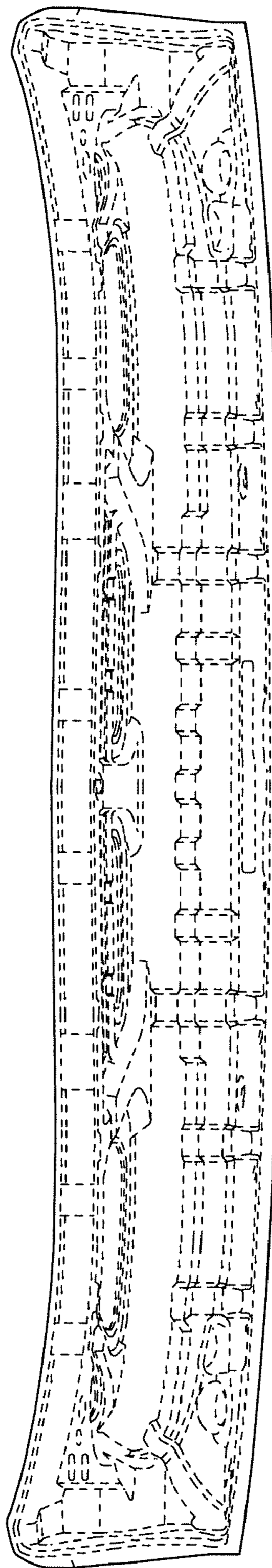


FIG. 2

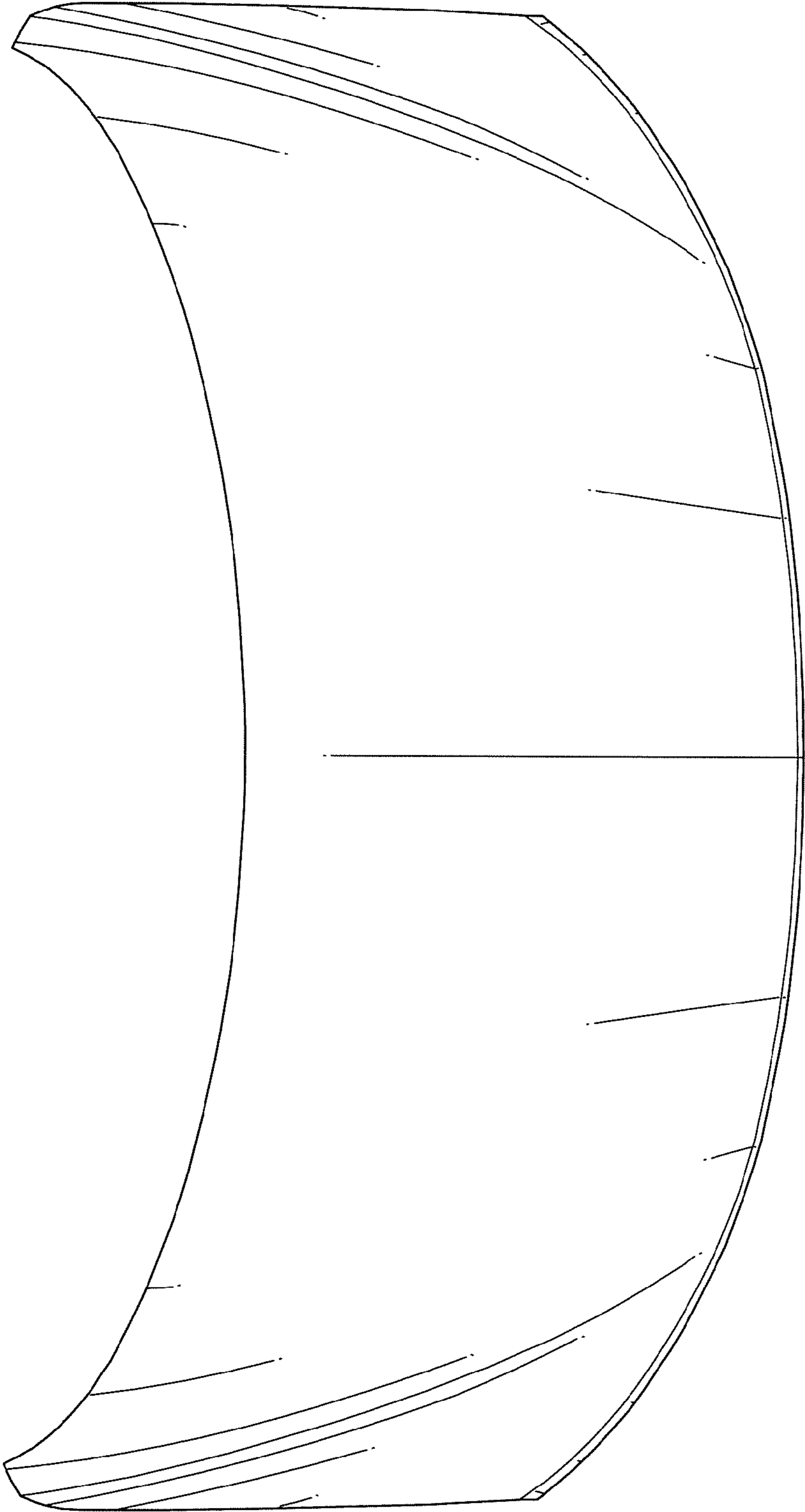


FIG. 3

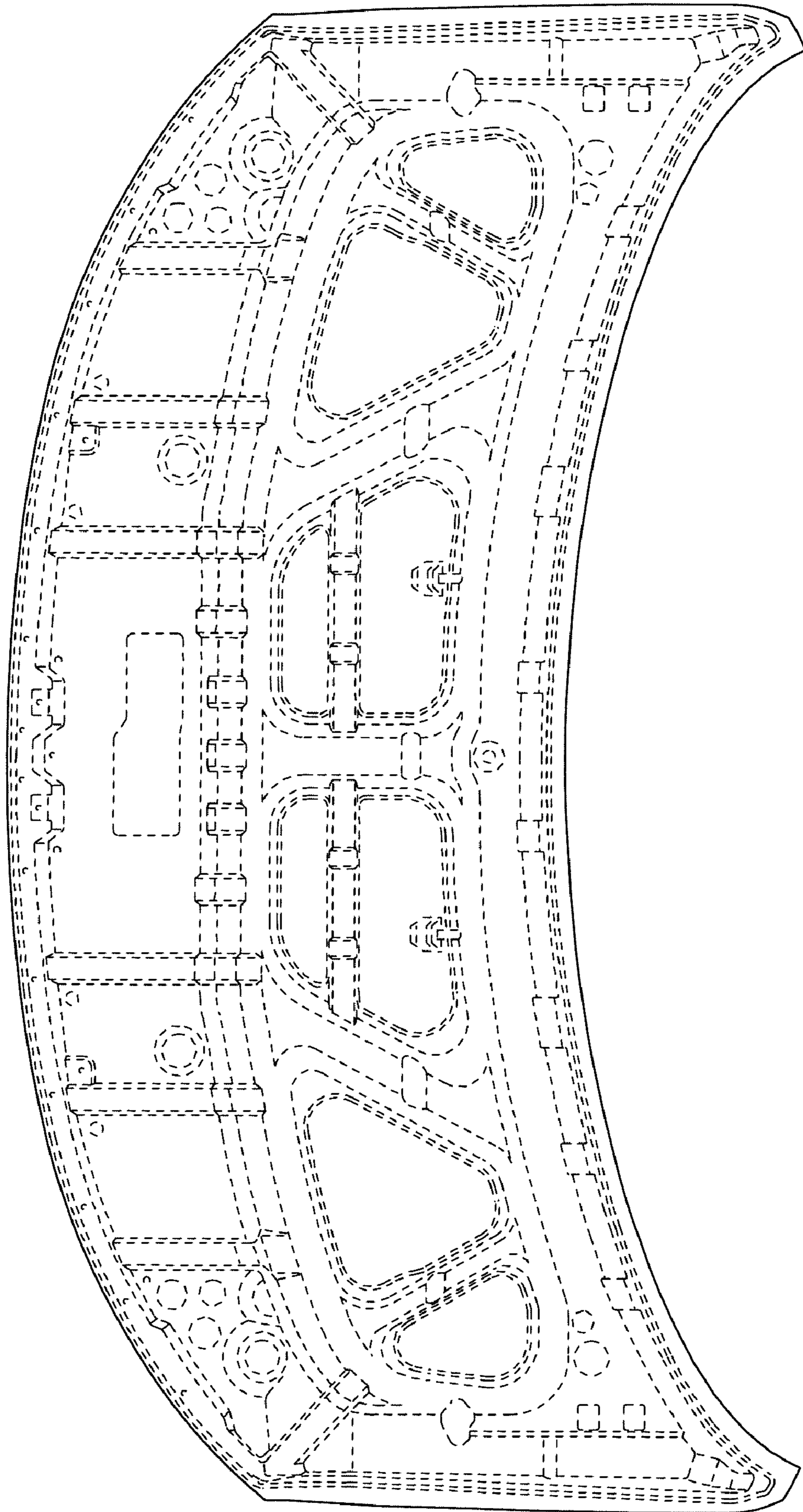


FIG. 4



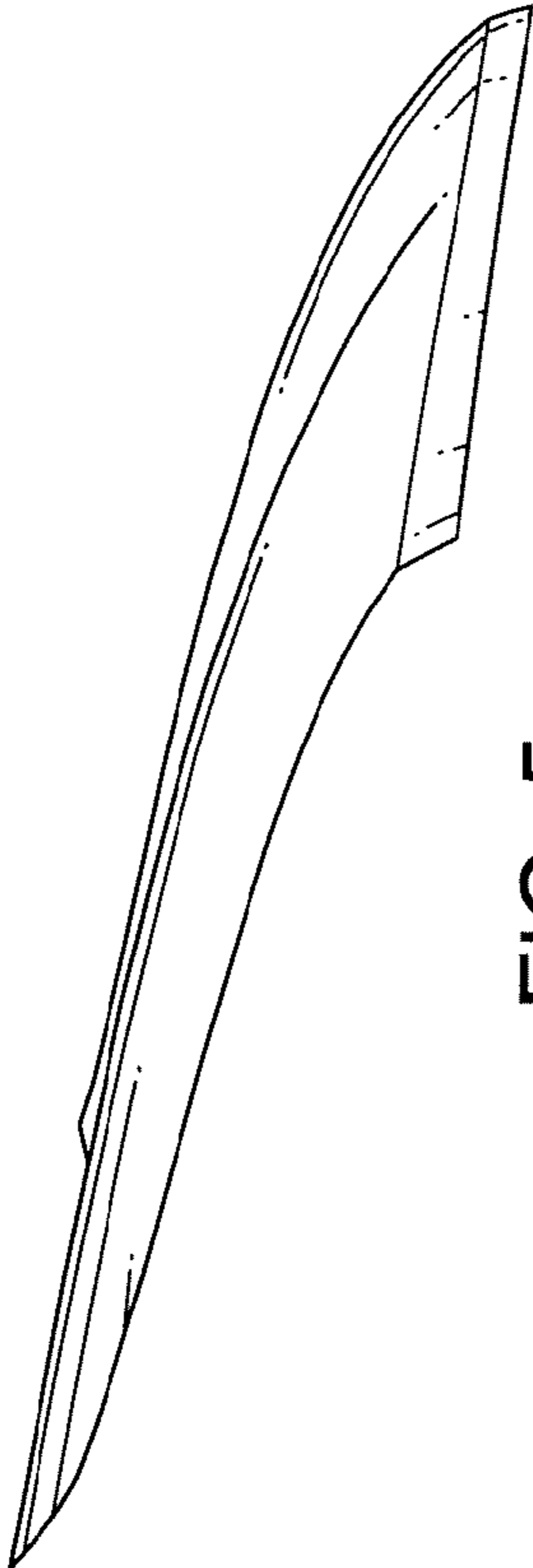


FIG. 5

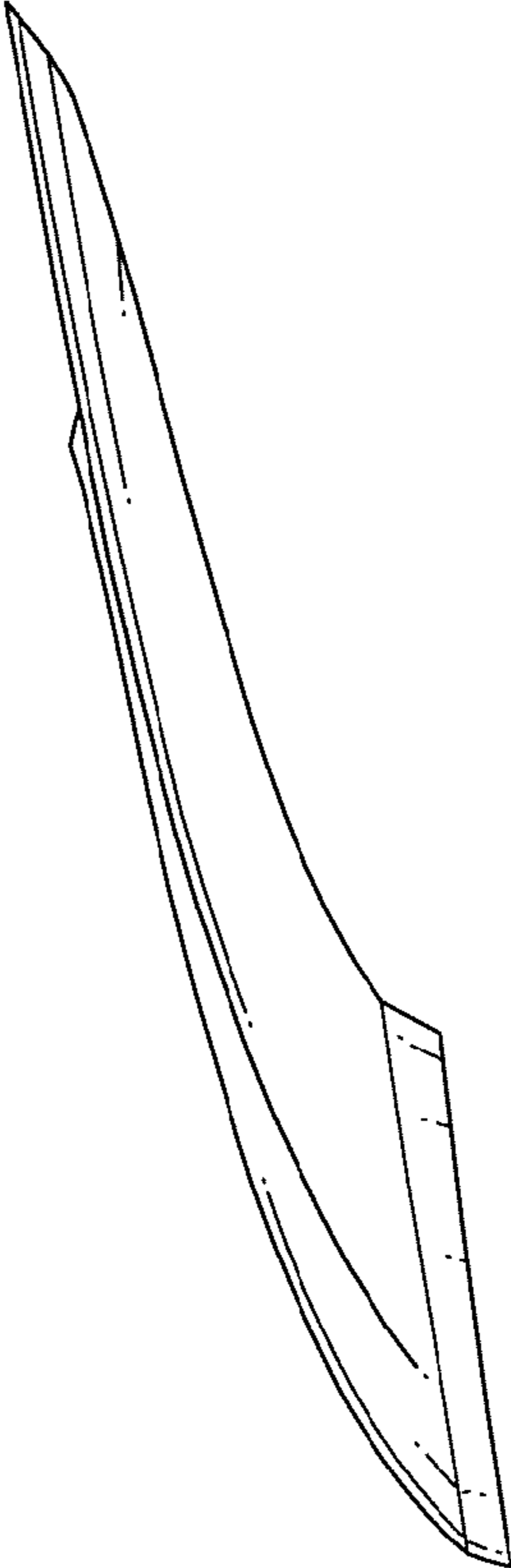


FIG. 6

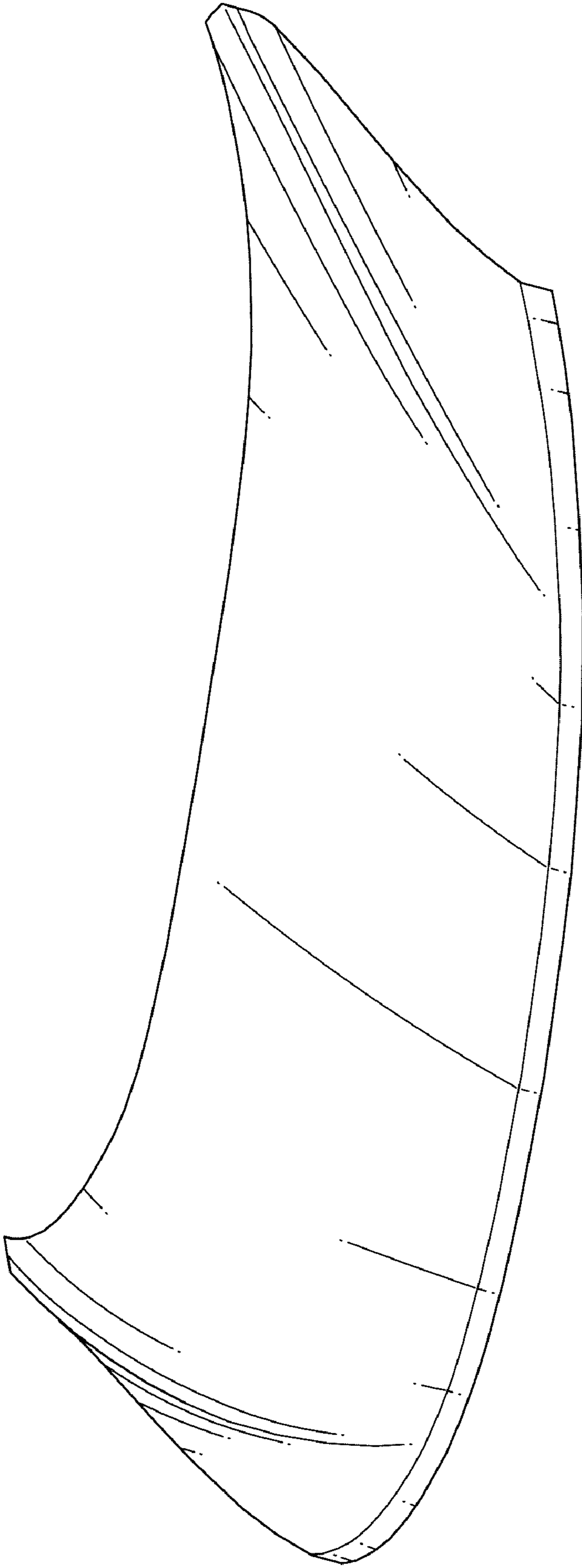


FIG. 7