



US00D634678S

(12) **United States Design Patent**
Futschik et al.

(10) **Patent No.:** **US D634,678 S**
(45) **Date of Patent:** **** Mar. 22, 2011**

(54) **FRONT END OF A VEHICLE, TOY REPLICA AND/OR OTHER REPLICAS**

Primary Examiner — Melody N Brown
(74) *Attorney, Agent, or Firm* — Crowell & Moring LLP

(75) Inventors: **Hans-Dieter Futschik**, Gechingen (DE); **Steffen Koehl**, Stuttgart (DE); **Hubert Lee**, Irvine, CA (US); **Gorden Wagener**, Stuttgart (DE)

(57) **CLAIM**
The ornamental design for a front end of a vehicle, toy replica and/or other replicas, as shown and described.

(73) Assignee: **Daimler AG**, Stuttgart (DE)

DESCRIPTION

(**) Term: **14 Years**

(21) Appl. No.: **29/311,621**

(22) Filed: **May 1, 2009**

(51) **LOC (9) Cl.** **12-16**

(52) **U.S. Cl.** **D12/164**

(58) **Field of Classification Search** D12/164,
D12/196, 90–92, 86; 296/181.1, 181.5
See application file for complete search history.

This application contains subject matter related to the following co-pending U.S. applications:
application Ser. No. 29/309,774, filed Oct. 7, 2008 and entitled “Radiator Grill for a Vehicle”;
application Ser. No. 29/309,776, filed Oct. 7, 2008 and entitled “Radiator Grill for a Vehicle”;
application Ser. No. 29/311,115, filed Dec. 23, 2008 and entitled “Headlight for a Vehicle”; and
application Ser. No. 29/311,619, filed May 1, 2009 and entitled “Vehicle and Vehicle Shaped Articles”.

(56) **References Cited**

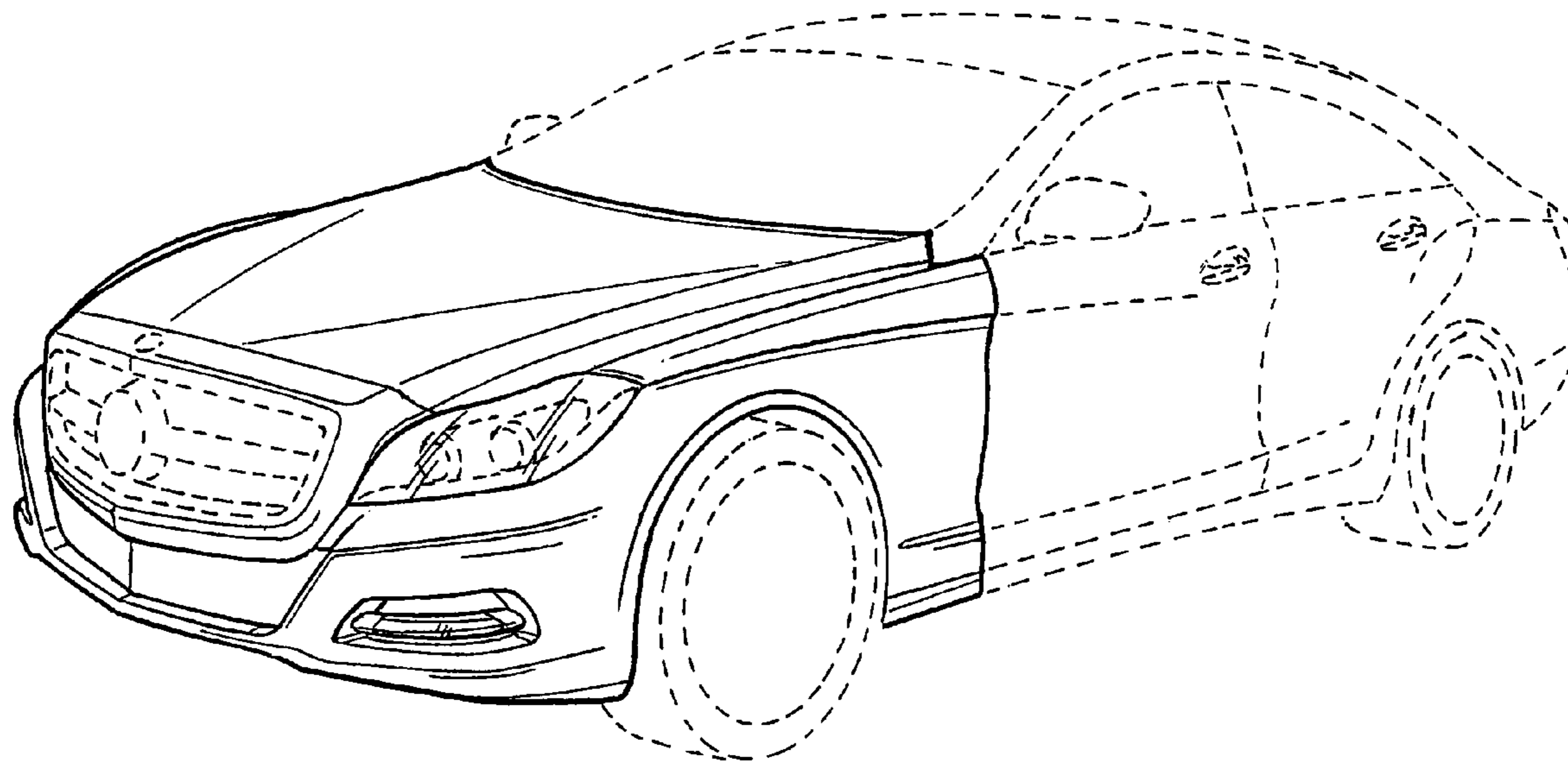
U.S. PATENT DOCUMENTS

D499,358 S	12/2004	Pfeiffer	
D588,499 S *	3/2009	Pfeiffer	D12/92
D596,078 S *	7/2009	Pfeiffer et al.	D12/92
D600,172 S *	9/2009	Frenzel et al.	D12/164
D601,924 S *	10/2009	Bauer et al.	D12/91
D615,464 S *	5/2010	Frei et al.	D12/164
D617,682 S *	6/2010	Frei et al.	D12/91
D627,274 S *	11/2010	Bauer et al.	D12/164

FIG. 1 is a left, front perspective view of a front end of a vehicle, toy replica and/or other replicas according to our novel design, the right, front perspective view being mirror symmetrical;
FIG. 2 is a front view thereof;
FIG. 3 is a left side view thereof, the right side being mirror symmetrical; and,
FIG. 4 is a top view thereof.
The broken lines are for illustrative purposes only and form no part of the claimed design.

* cited by examiner

1 Claim, 3 Drawing Sheets



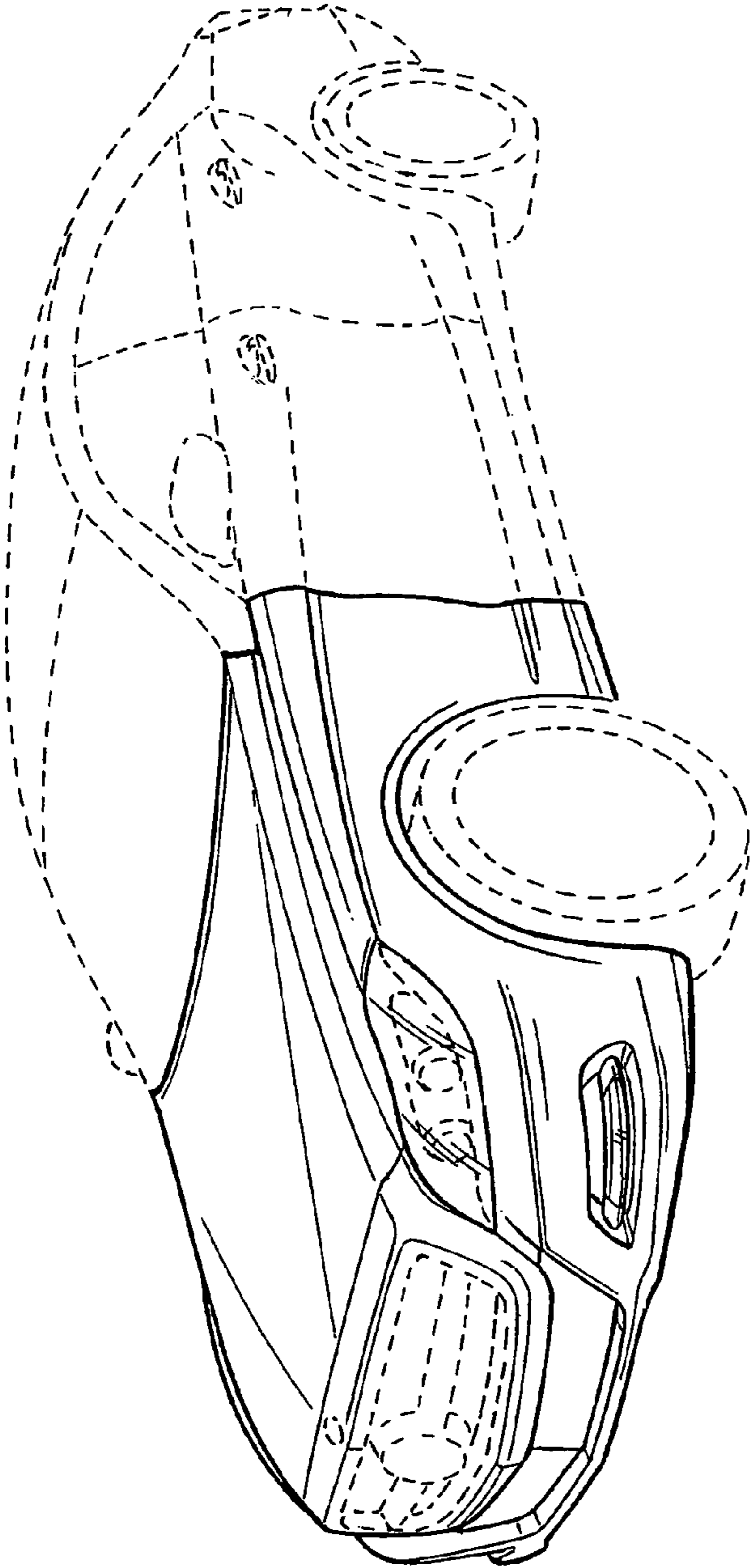


FIG. 1

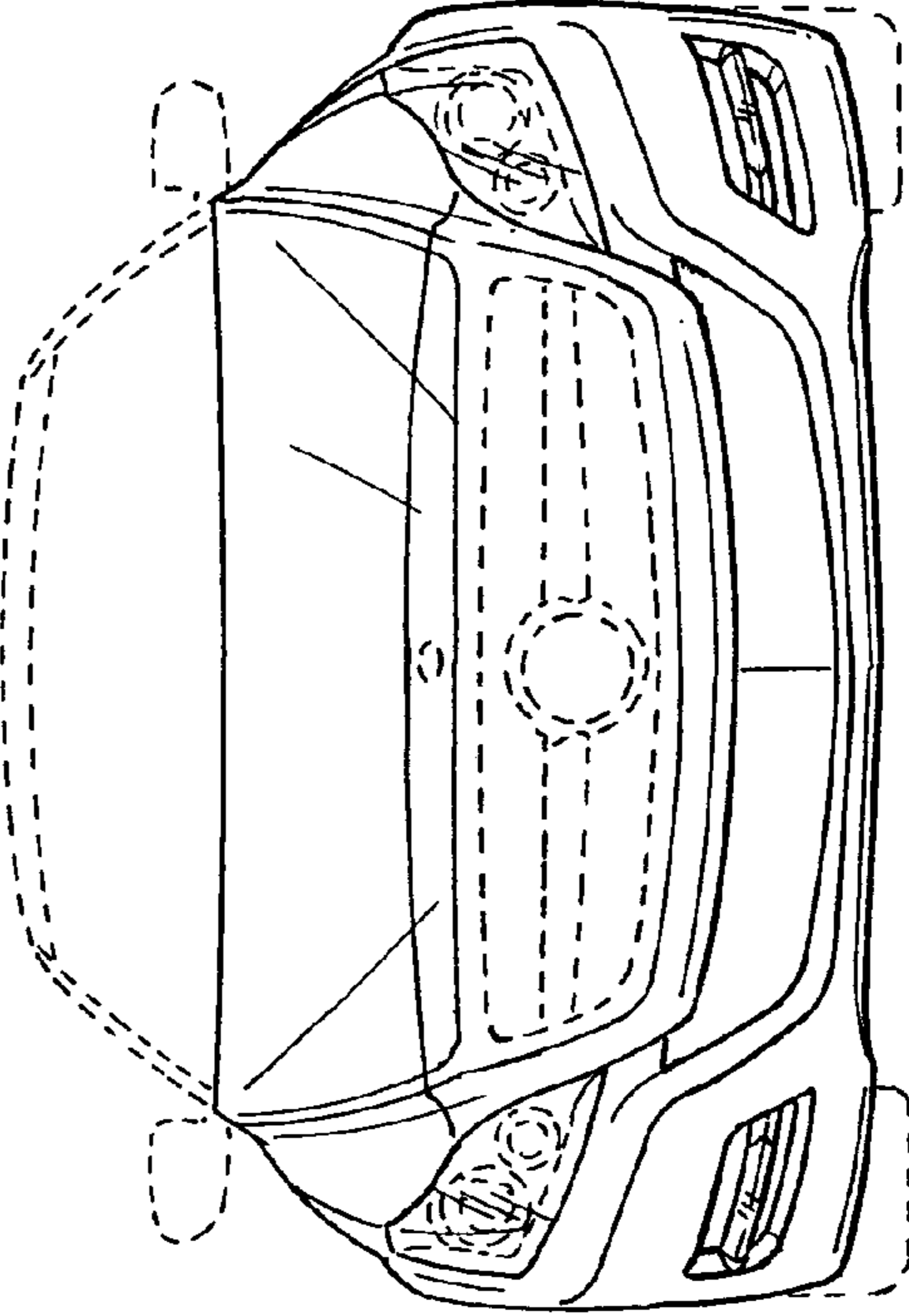


FIG. 2

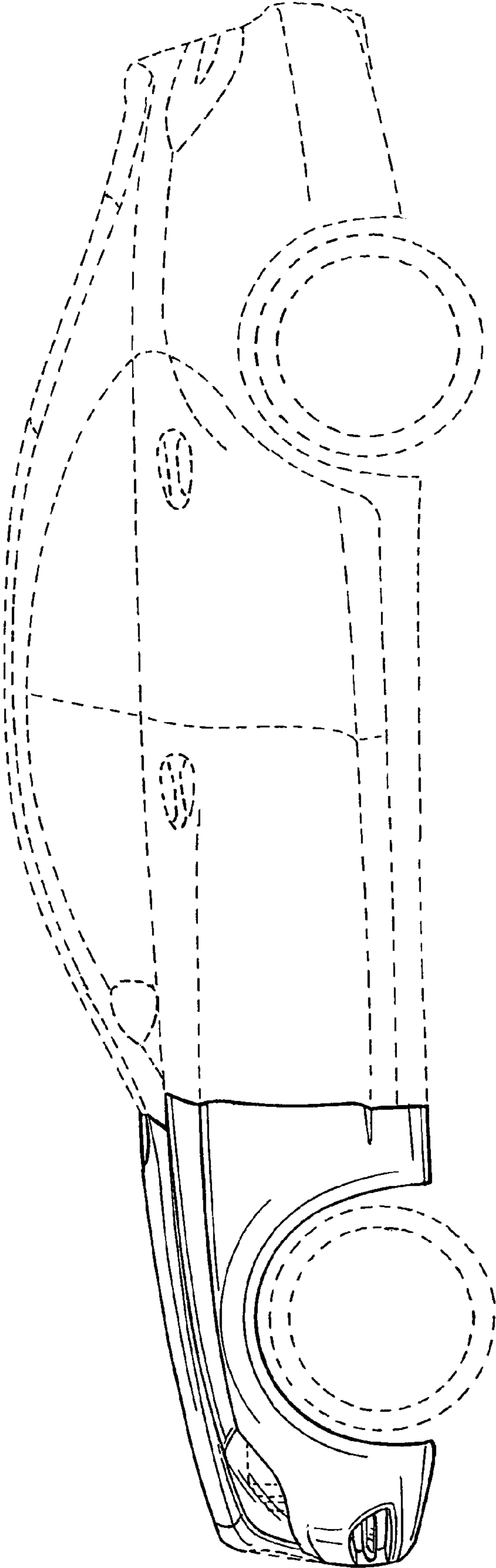


FIG. 3

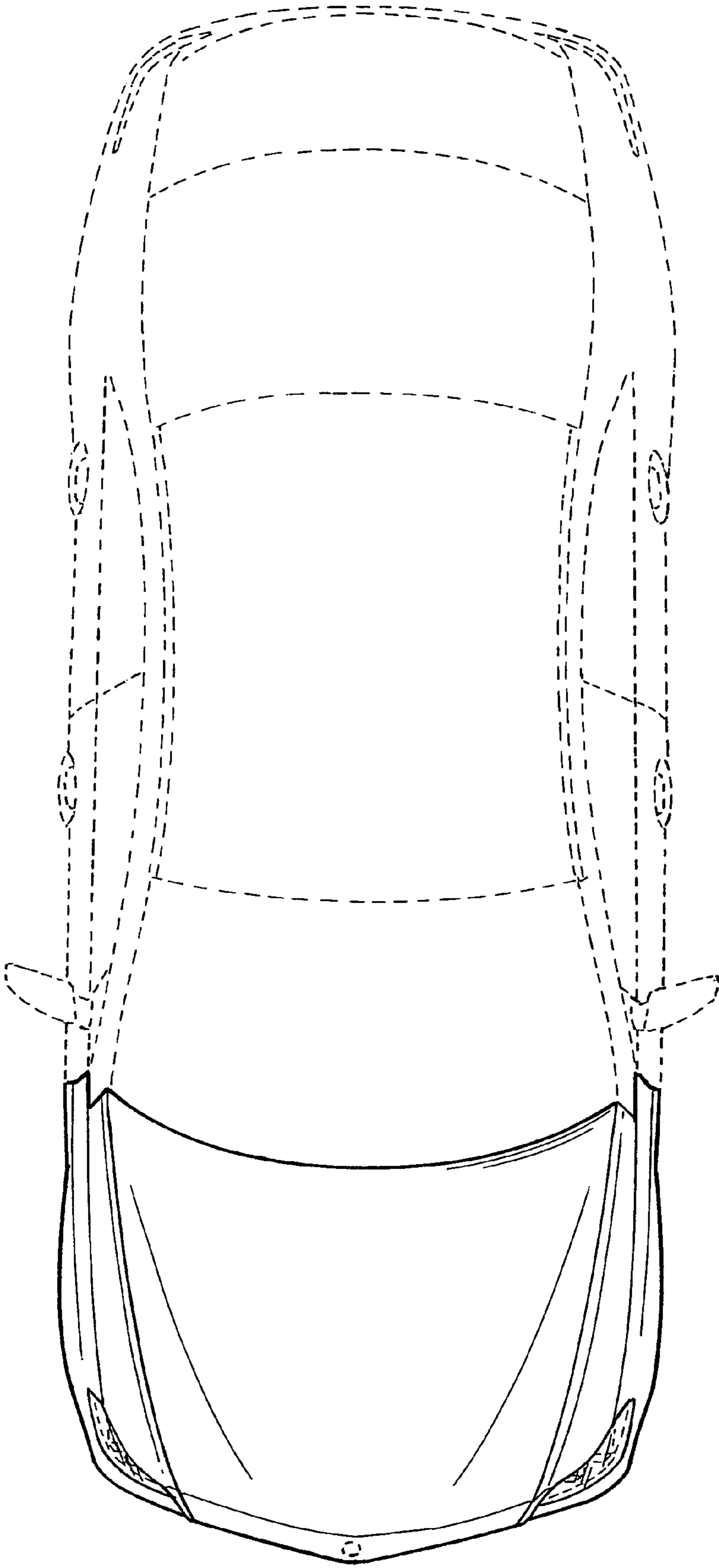


FIG. 4