



US00D634666S

(12) **United States Design Patent**  
**Castaline et al.**

(10) **Patent No.:** **US D634,666 S**  
(45) **Date of Patent:** **\*\* Mar. 22, 2011**

(54) **JEWELRY BAIL**

(76) Inventors: **Jeffrey J. Castaline**, San Mateo, CA  
(US); **Hiroyuki Kobayashi**, San Mateo,  
CA (US)

(\*\*) Term: **14 Years**

(21) Appl. No.: **29/375,762**

(22) Filed: **Sep. 27, 2010**

**Related U.S. Application Data**

(63) Continuation-in-part of application No. 29/362,205,  
filed on May 21, 2010, now Pat. No. Des. 626,877.

(51) **LOC (9) Cl.** ..... **11-02**

(52) **U.S. Cl.** ..... **D11/67**

(58) **Field of Classification Search** ..... D11/1-2,  
D11/40-41, 43-50, 53, 56, 60, 63, 65, 67,  
D11/75-78.1, 85-105, 108-109, 115-116;  
63/1.12, 1.13, 1.14, 1.16, 1.18, 13, 14.1,  
63/35, 38, 39

See application file for complete search history.

(56) **References Cited**

**U.S. PATENT DOCUMENTS**

D252,386	S	*	7/1979	Onderdonk	.....	D11/157
5,775,484	A	*	7/1998	Ovadia	.....	206/6.1
D467,193	S	*	12/2002	Jongsoonthornthurakit	..	D11/79
D520,899	S	*	5/2006	Lawlor et al.	.....	D11/79
D602,809	S	*	10/2009	Castaline et al.	.....	D11/103
7,596,966	B2	*	10/2009	Garvin	.....	63/1.16

D604,658	S	*	11/2009	Castaline et al.	.....	D11/79
D605,546	S	*	12/2009	Castaline et al.	.....	D11/82
D614,074	S	*	4/2010	Castaline et al.	.....	D11/79
D616,784	S	*	6/2010	Castaline et al.	.....	D11/67
D617,232	S	*	6/2010	Castaline et al.	.....	D11/67
D626,877	S	*	11/2010	Castaline et al.	.....	D11/67

**OTHER PUBLICATIONS**

[http://www.amazon.com/gp/product/images/B002RD5LB6/ref=dp\\_image\\_0?ie=UTF8&n=284507&s=kitchen](http://www.amazon.com/gp/product/images/B002RD5LB6/ref=dp_image_0?ie=UTF8&n=284507&s=kitchen). Accessed Dec. 13, 2010.\*

[http://images.delphiglass.com/image\\_new/186444.jpg](http://images.delphiglass.com/image_new/186444.jpg). Accessed Dec. 13, 2010.\*

\* cited by examiner

*Primary Examiner* — Cathron C Brooks

*Assistant Examiner* — Melanie Levy

(74) *Attorney, Agent, or Firm* — Deborah Wenocur

(57) **CLAIM**

The ornamental design for a jewelry bail, as shown and described.

**DESCRIPTION**

FIG. 1 is a perspective view of a jewelry bail, showing our new design.

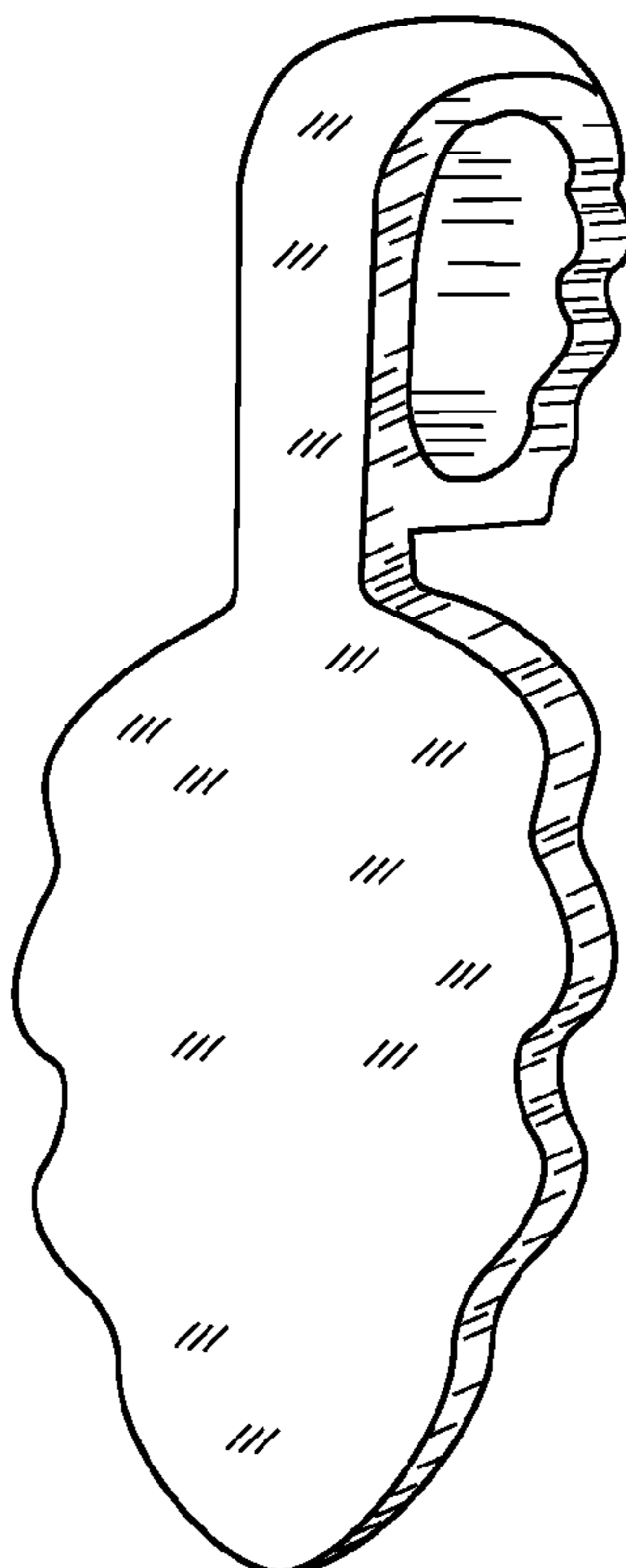
FIG. 2 is a front elevational view.

FIG. 3 is a side elevational view, the opposite view being a mirror image thereof.

FIG. 4 is a rear elevational view; and,

FIG. 5 is a top plan view.

**1 Claim, 1 Drawing Sheet**



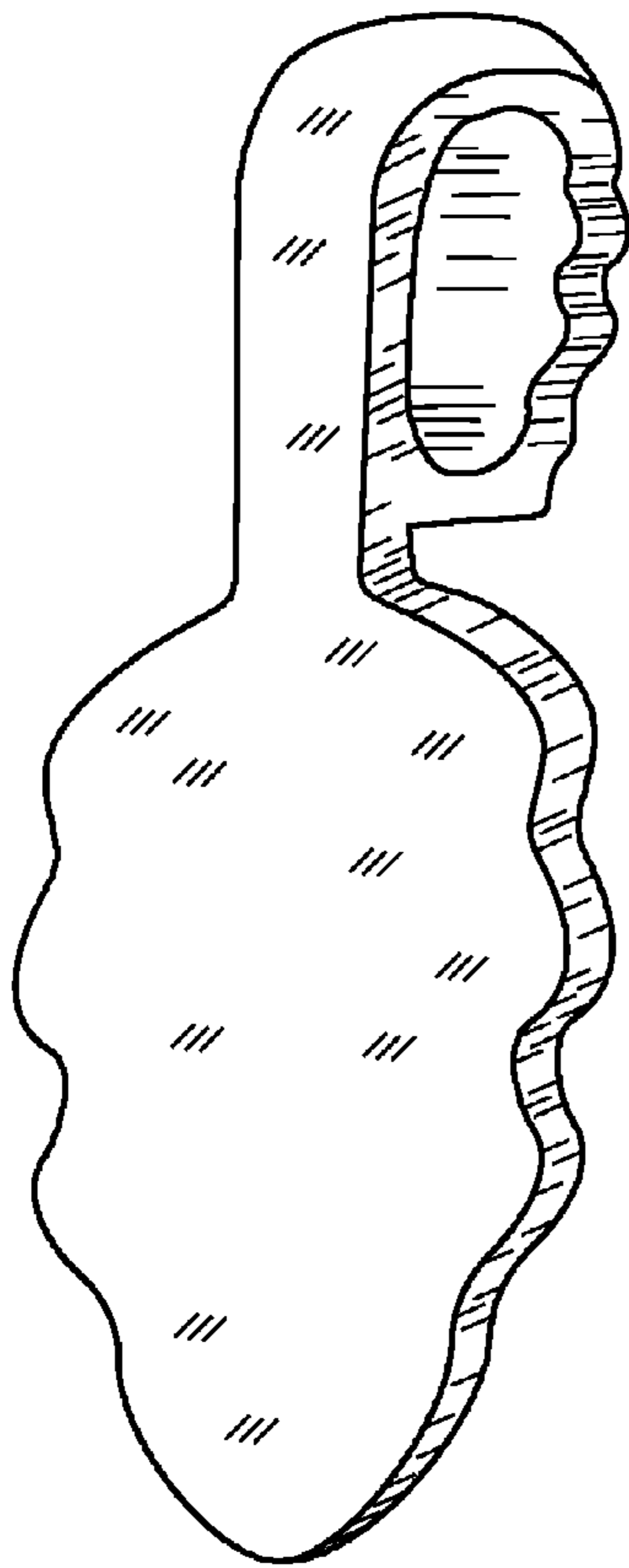


FIG. 1

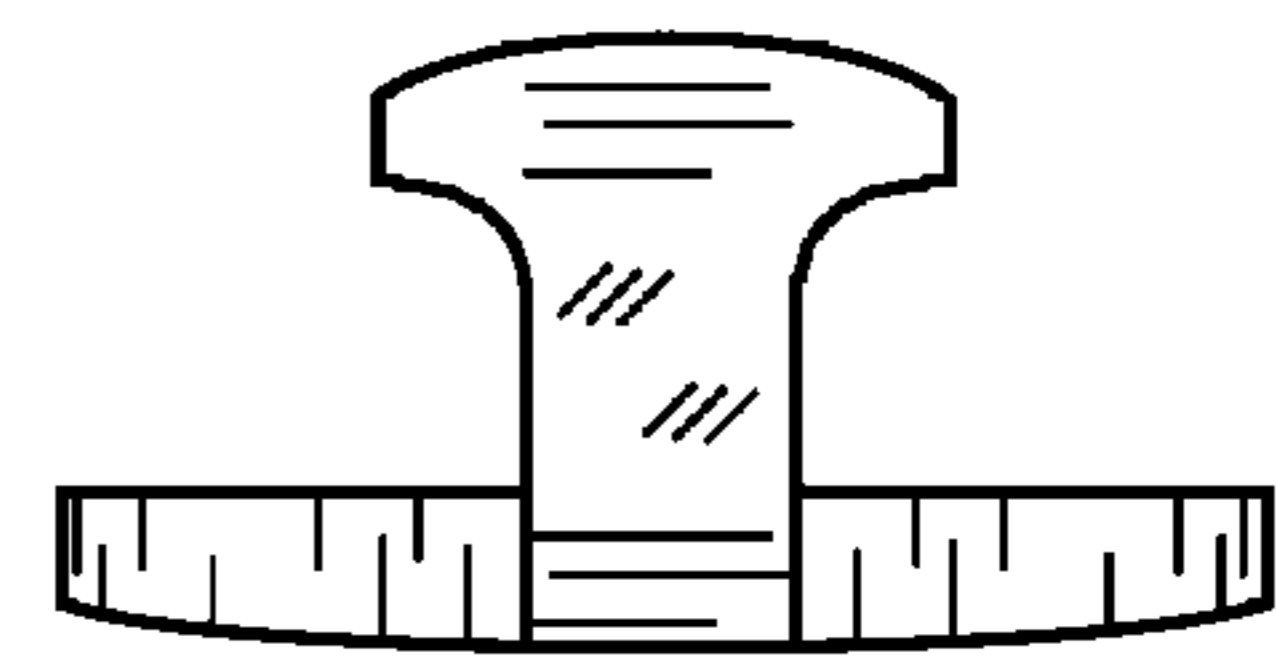


FIG. 5

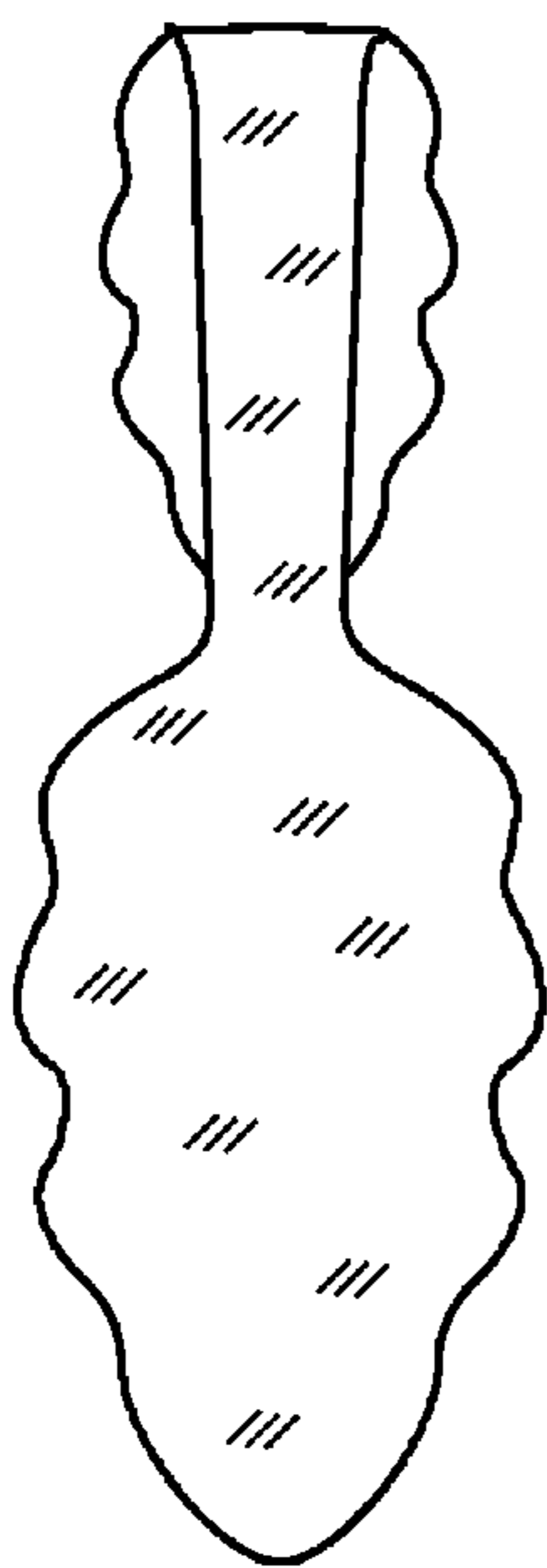


FIG. 2

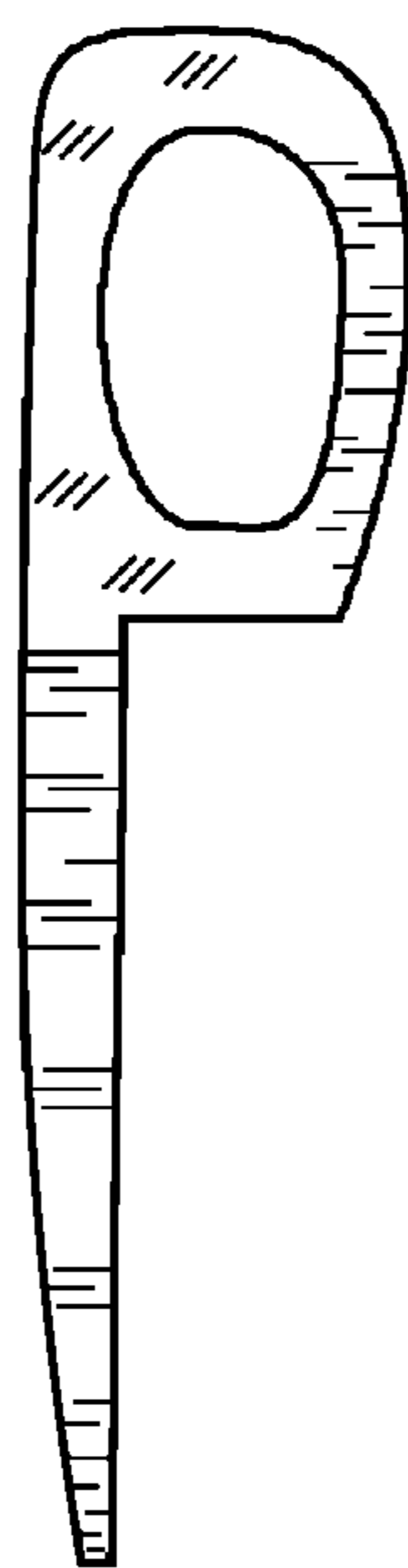


FIG. 3

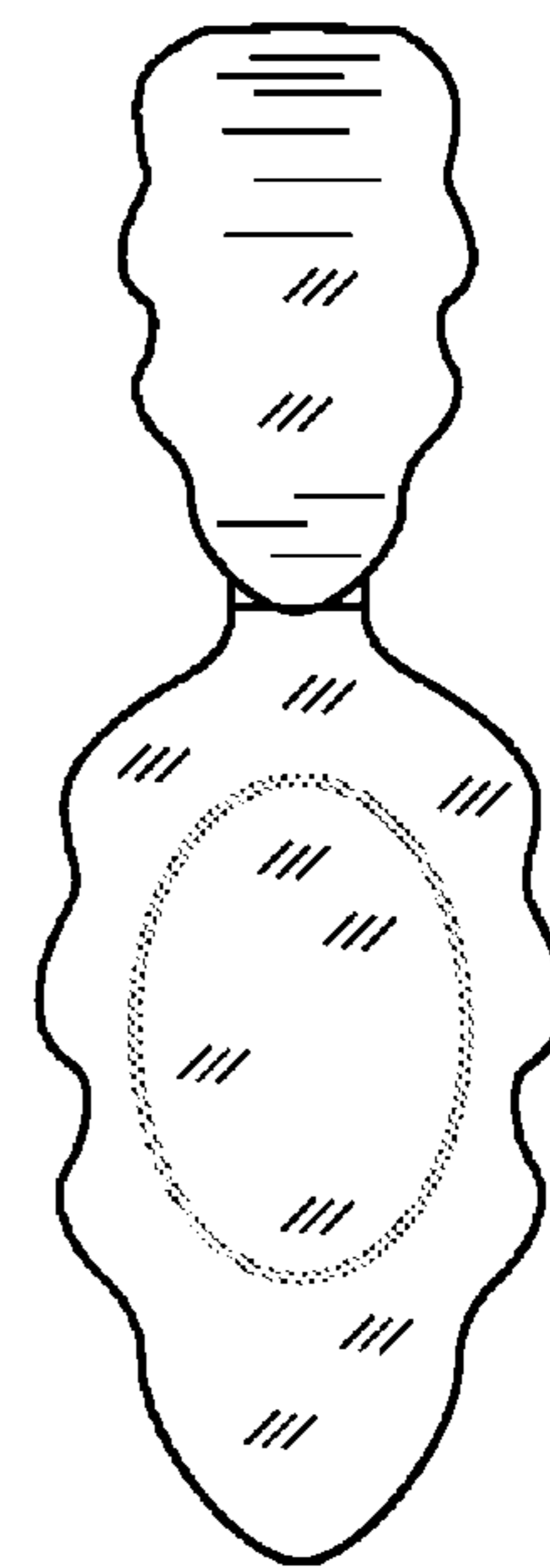


FIG. 4