



US00D634663S

(12) **United States Design Patent**
Linde

(10) **Patent No.:** **US D634,663 S**
(45) **Date of Patent:** **** Mar. 22, 2011**

(54) **WATCH AND CLOCK FACE**

(76) Inventor: **Jason Linde**, Yonkers, NY (US)

(**) Term: **14 Years**

(21) Appl. No.: **29/369,466**

(22) Filed: **Sep. 9, 2010**

(51) **LOC (9) Cl.** **10-07**

(52) **U.S. Cl.** **D10/126**

(58) **Field of Classification Search** D10/30-39,
D10/122-126, 1, 2, 3, 16-29; 368/80, 223,
368/228, 232, 233, 239-242, 28-30, 35
See application file for complete search history.

D397,944 S *	9/1998	Bulgari	D10/39
D400,117 S *	10/1998	Fischer	D10/124
5,903,524 A *	5/1999	Clarke	368/240
D423,953 S *	5/2000	Kauffmann	D10/39
6,108,277 A *	8/2000	Whitmore	368/15
D494,492 S *	8/2004	Pibouleau	D10/128
D500,959 S *	1/2005	Pibouleau	D10/126
6,966,779 B1 *	11/2005	Bachelor	434/304
D553,511 S *	10/2007	Sacca	D10/22
D590,275 S *	4/2009	Monachon	D10/32

* cited by examiner

Primary Examiner — Lucy Lieberman

(57) **CLAIM**

The ornamental design for a clock and watch face, as shown and described.

DESCRIPTION

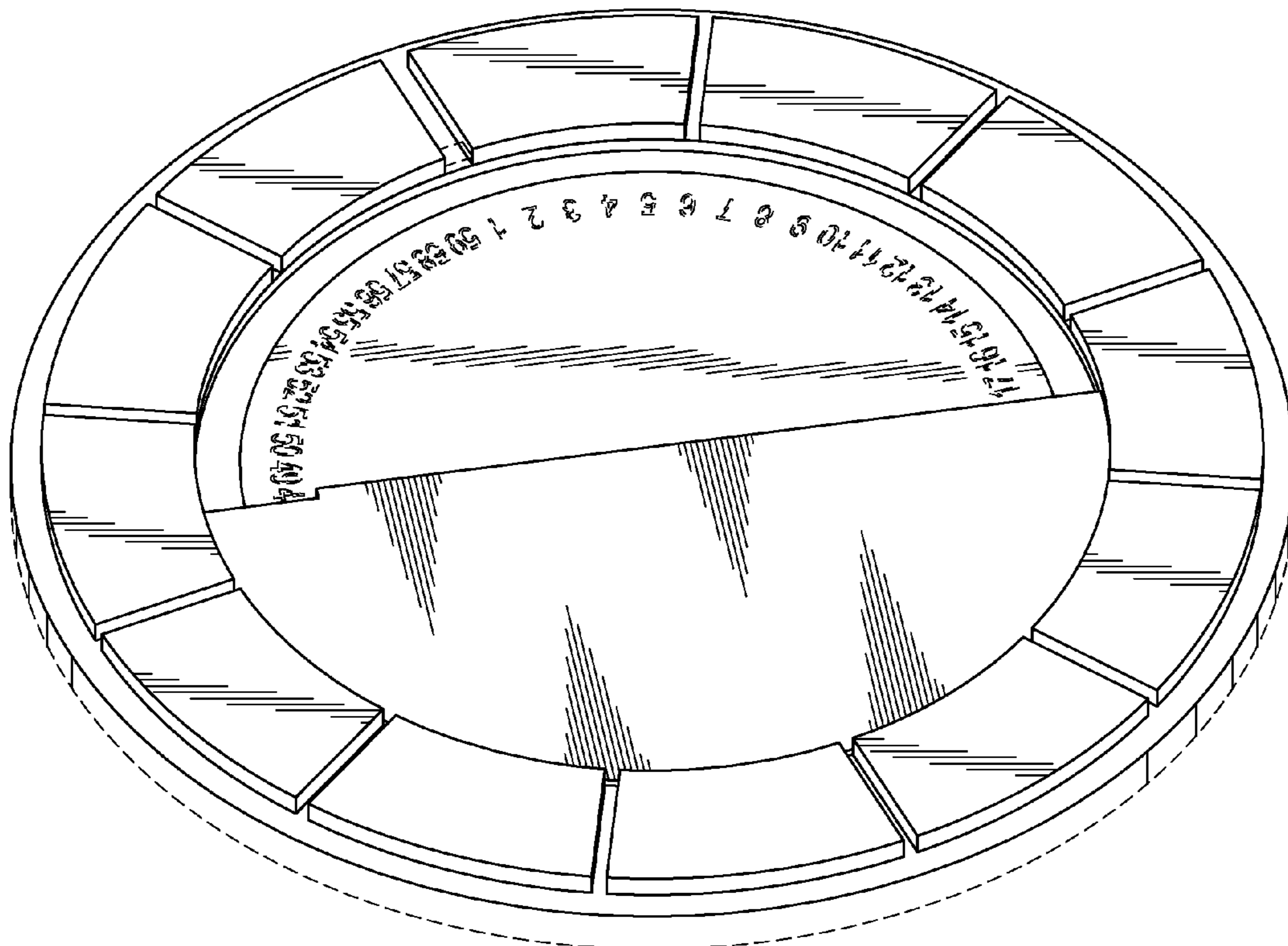
FIG. 1 is a front perspective view of a watch and clock face; FIG. 2 is a front view thereof; FIG. 3 is a top plan view thereof; FIG. 4 is a bottom plan view thereof; FIG. 5 is a left side view thereof; and, FIG. 6 is a right side view thereof. The broken lines in the drawings are used to show portions of the watch and clock face that do not form part of the claimed design.

1 Claim, 3 Drawing Sheets

(56) **References Cited**

U.S. PATENT DOCUMENTS

1,929,731 A *	10/1933	Wustefeld	40/107
D112,607 S *	12/1938	Kelley	D10/126
D238,209 S *	12/1975	Alexander	D24/166
4,759,002 A *	7/1988	Cash	368/15
D301,693 S *	6/1989	Canta	D10/39
D357,871 S *	5/1995	Biancardi	D10/22
D379,324 S *	5/1997	Osit	D10/128
D380,403 S *	7/1997	Svarnias et al.	D10/126
D392,578 S *	3/1998	Farsai	D10/126
D392,579 S *	3/1998	Farsai	D10/126
D392,580 S *	3/1998	Farsai	D10/126



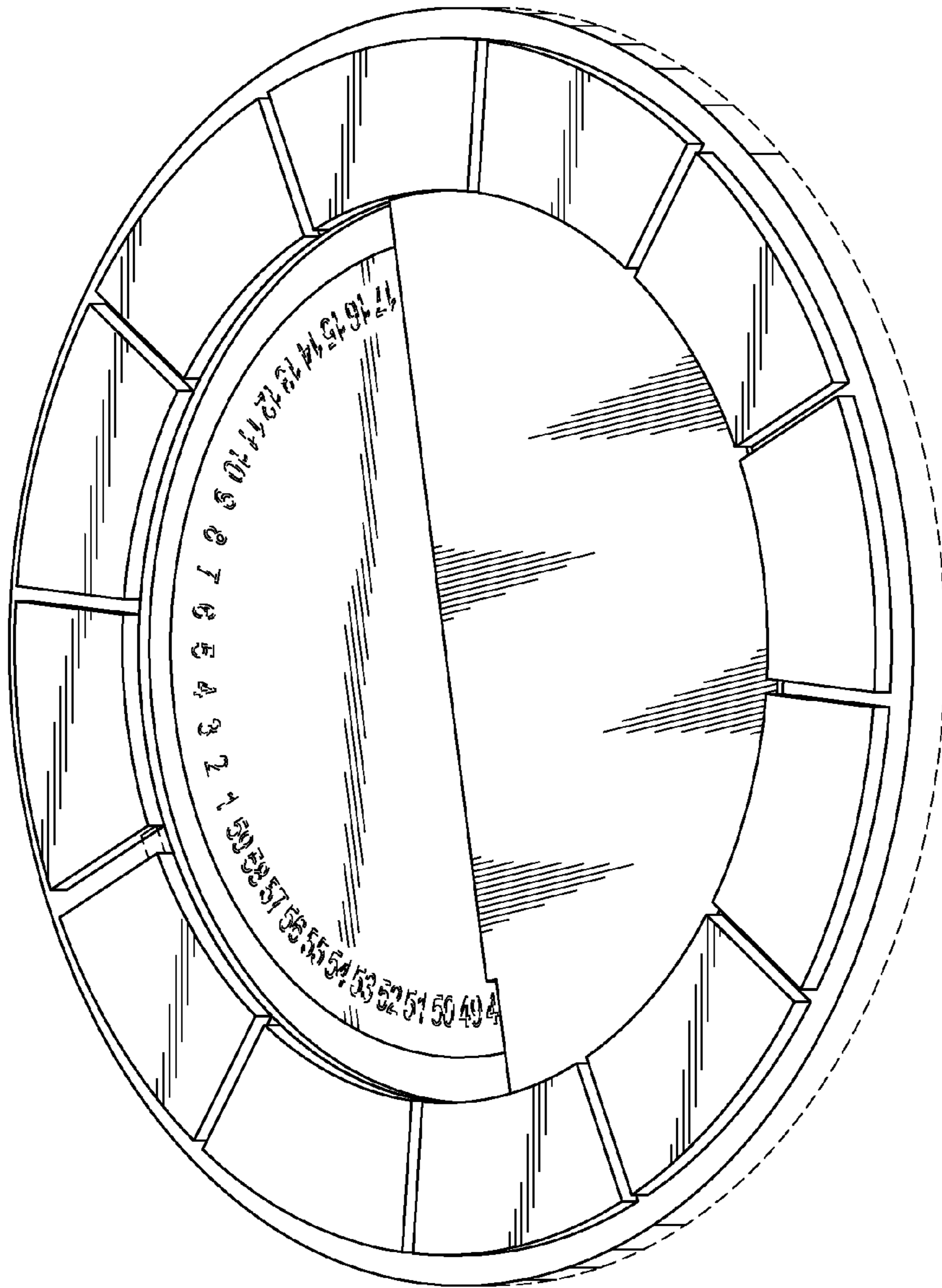


FIG. 1




FIG. 2

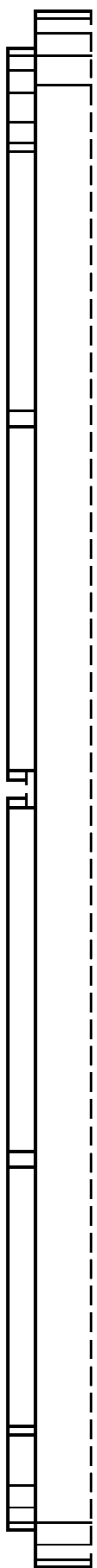


FIG. 3

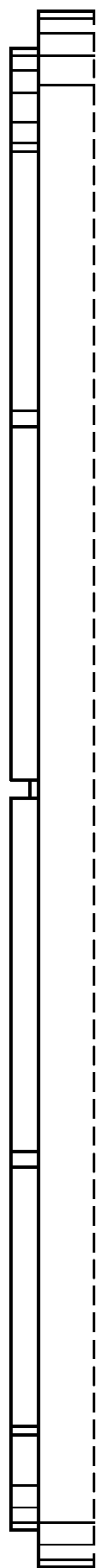


FIG. 4

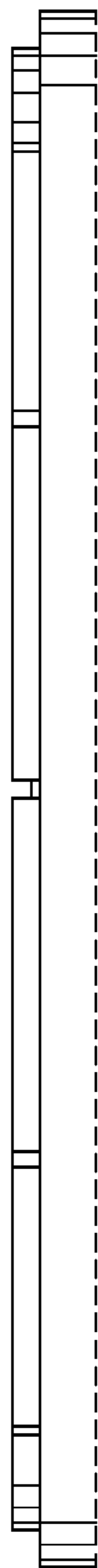


FIG. 5

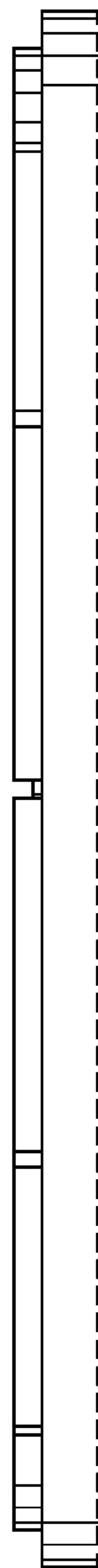


FIG. 6