



US00D634644S

(12) **United States Design Patent**
Hofman

(10) **Patent No.:** **US D634,644 S**

(45) **Date of Patent:** **** *Mar. 22, 2011**

- (54) **BAG**
- (75) Inventor: **Torkild Hofman**, Beder (DK)
- (73) Assignee: **Beanstalk APS**, Aarhus C (DK)

- D580,784 S 11/2008 Kila
- D612,743 S 3/2010 Bradley
- D617,654 S 6/2010 Tawinsook
- D620,372 S 7/2010 Latour
- D620,373 S 7/2010 Godoy et al.

- (*) Notice: This patent is subject to a terminal disclaimer.
- (**) Term: **14 Years**

OTHER PUBLICATIONS

U.S. Appl. No. 29/357,880, filed Mar. 18, 2010, Hofman.
* cited by examiner

- (21) Appl. No.: **29/363,754**
- (22) Filed: **Jun. 14, 2010**

Primary Examiner — Caron Veynar
Assistant Examiner — Abraham Bahta
(74) *Attorney, Agent, or Firm* — Sheridan Ross, P.C.

Related U.S. Application Data

- (63) Continuation-in-part of application No. 29/357,880, filed on Mar. 18, 2010, now Pat. No. Des. 626,861.
- (51) **LOC (9) Cl.** **09-05**
- (52) **U.S. Cl.** **D9/707**
- (58) **Field of Classification Search** D9/702-714, D9/720, 414-416, 737, 643-648; 426/106; 222/92, 107, 215, 527; 383/61.1, 113, 78, 383/84, 108, 207, 38, 63, 114, 210; 219/727; D3/202, 203.1, 303; 206/811; D24/118, D24/207; 229/87.06, 87.03, 87.08
See application file for complete search history.

(57) **CLAIM**
The ornamental design for a bag, as shown and described.

DESCRIPTION

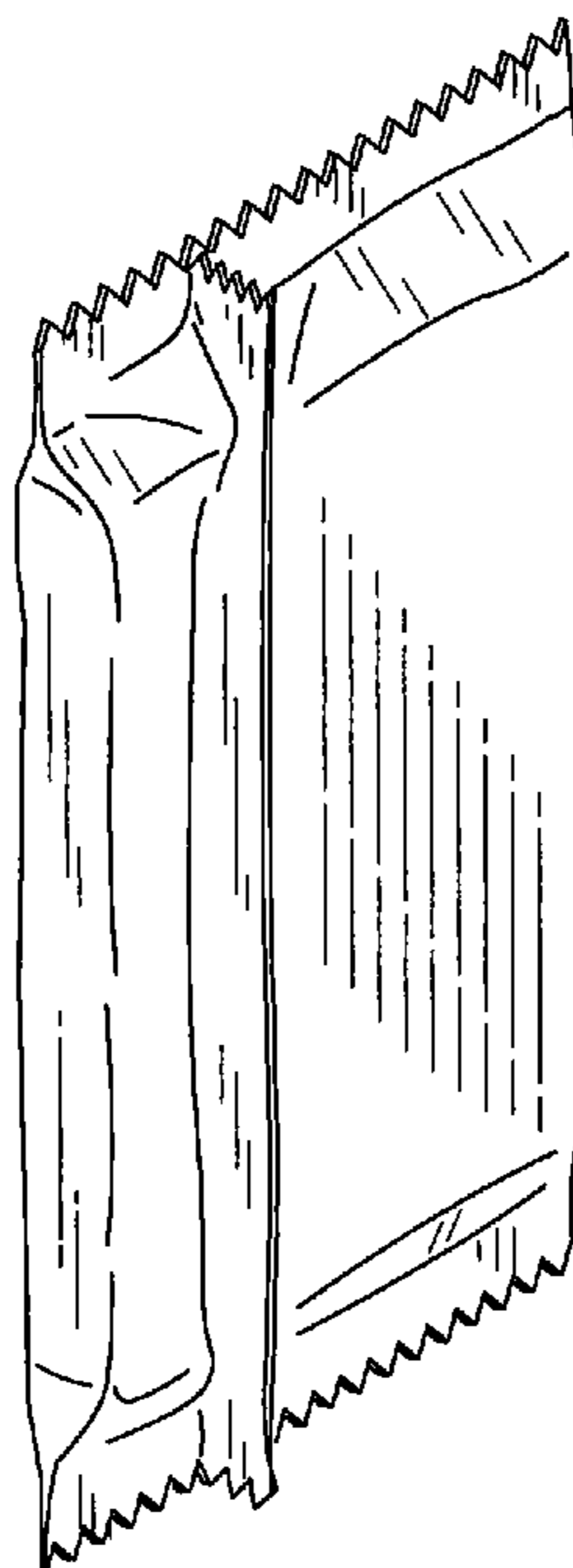
FIG. 1 is a front perspective view of the bag in a first embodiment;
FIG. 2 is a front elevation view of the bag of FIG. 1;
FIG. 3 is a top plan view of the bag of FIG. 1;
FIG. 4 is a bottom plan view of the bag of FIG. 1;
FIG. 5 is a left side elevation view of the bag of FIG. 1;
FIG. 6 is a rear elevation view of the bag of FIG. 1;
FIG. 7 is a right side elevation view of the bag of FIG. 1;
FIG. 8 is a front perspective view of the bag in a second embodiment illustrating the first embodiment in which a tab portion is folded against a body of the bag;
FIG. 9 is a front elevation view of the bag of FIG. 8;
FIG. 10 is a top plan view of the bag of FIG. 8;
FIG. 11 is a bottom plan view of the bag of FIG. 8;
FIG. 12 is a left side elevation view of the bag of FIG. 8; and,
FIG. 13 is a right side elevation view of the bag of FIG. 8; and wherein a rear elevation view of the embodiment of FIG. 8 is the same as FIG. 6.

(56) **References Cited**

U.S. PATENT DOCUMENTS

- D354,906 S * 1/1995 Lane et al. D9/707
- D423,923 S 5/2000 Sagel
- D468,196 S 1/2003 Graham
- D470,405 S 2/2003 Knoerzer et al.
- D519,037 S 4/2006 Lucas et al.
- D525,144 S 7/2006 Risgalla

1 Claim, 5 Drawing Sheets






Fig. 1




Fig. 2

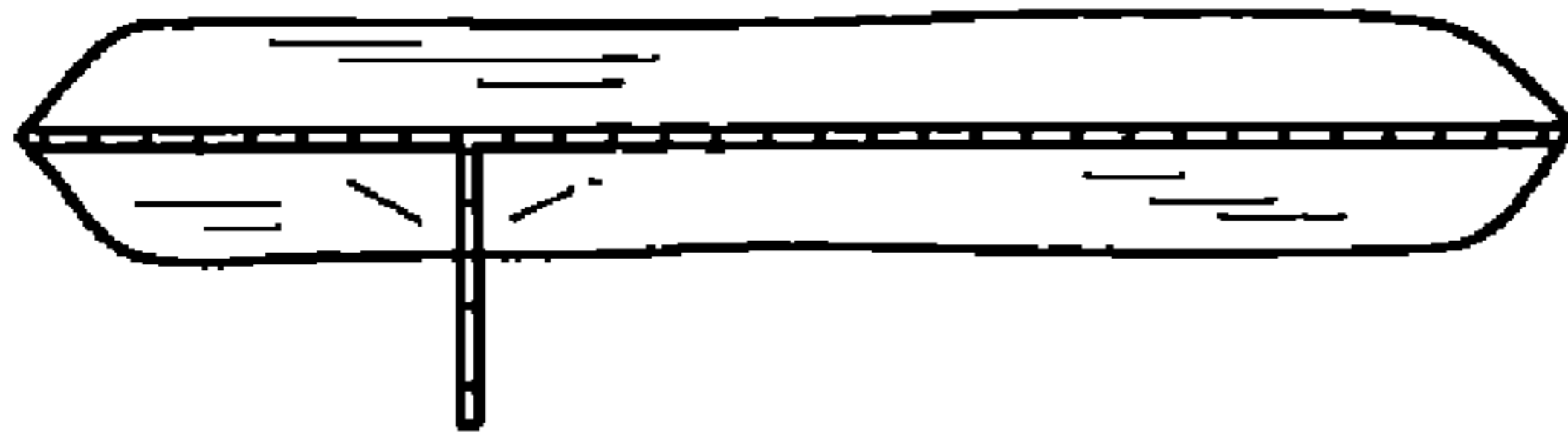


Fig. 3




Fig. 4

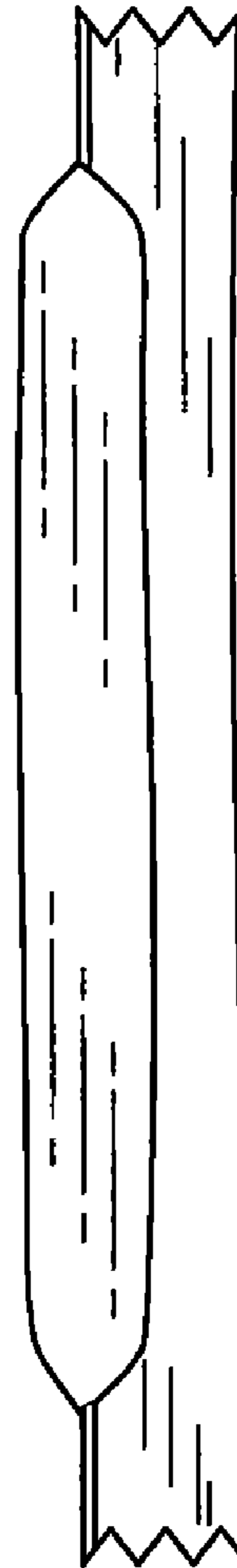


Fig. 5




Fig. 6



Fig. 7

Fig. 8

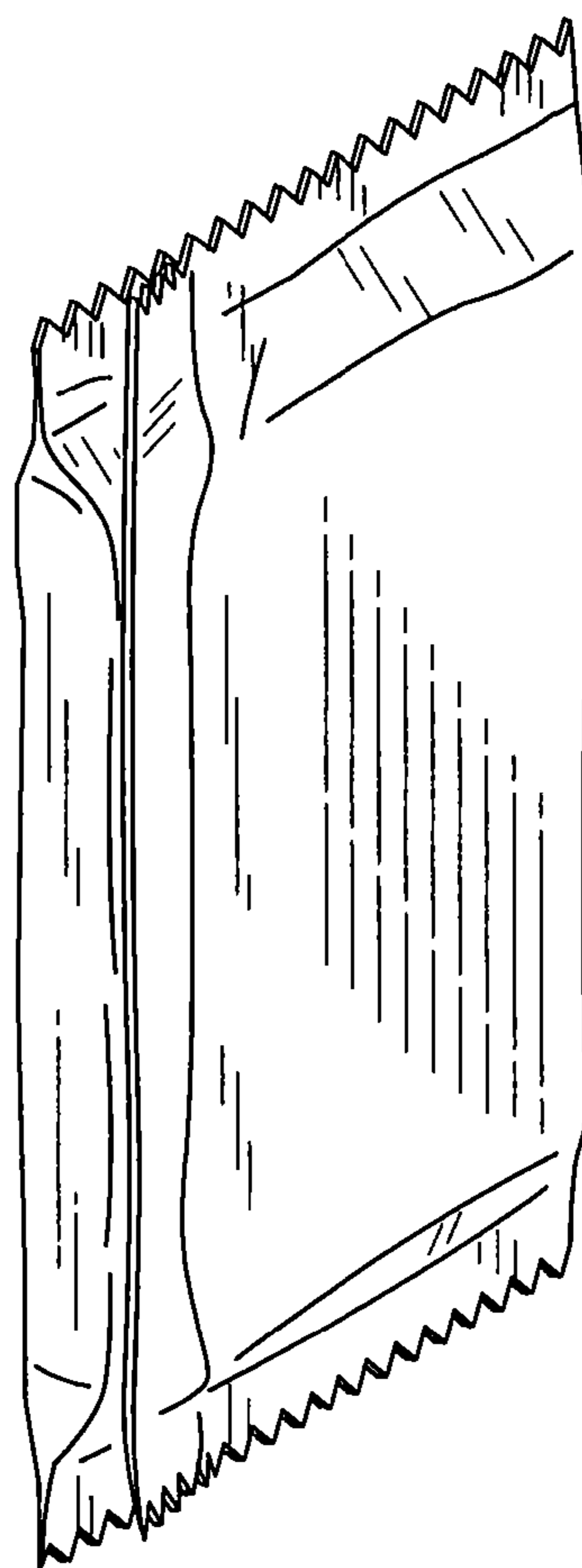
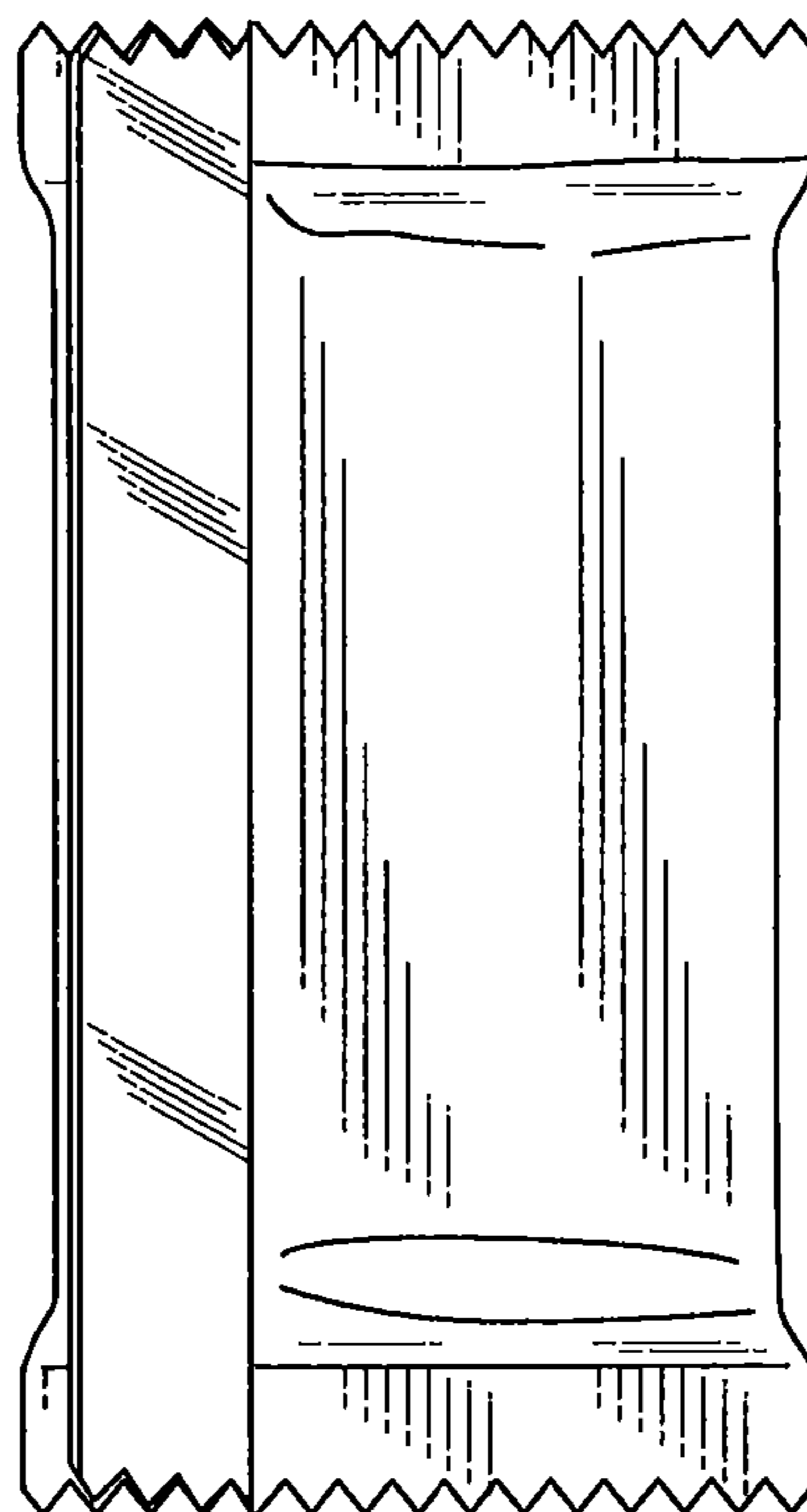


Fig. 9



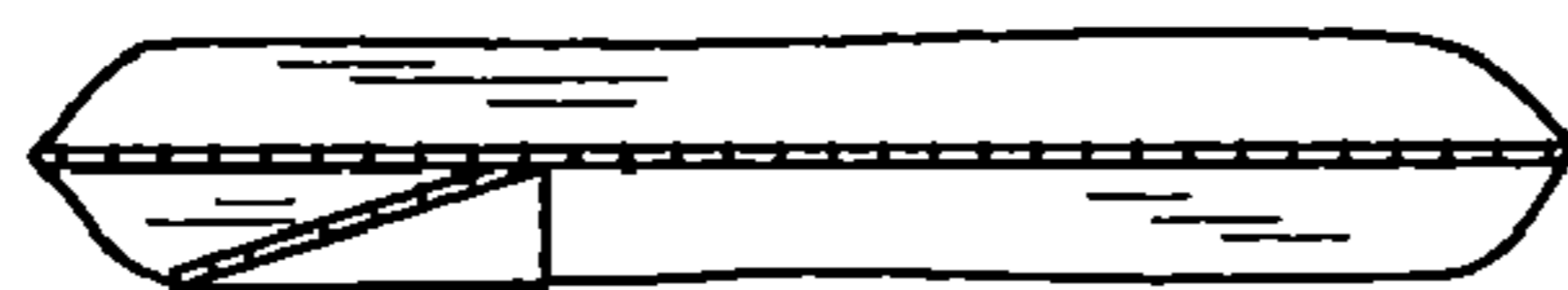


Fig. 10




Fig. 11

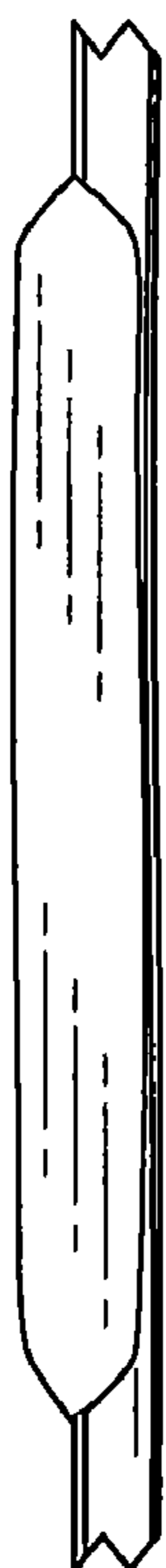


Fig. 12



Fig. 13