



US00D634635S

(12) **United States Design Patent**
Araujo et al.

(10) **Patent No.:** **US D634,635 S**
(45) **Date of Patent:** **** Mar. 22, 2011**

(54) **CONTAINER**

(75) Inventors: **David Araujo**, Jassans Riottier (FR);
Armel A. Archeny, Bouvesse-Quirieu
(FR)

(73) Assignee: **Graham Packaging Company, L.P.**,
York, PA (US)

(**) Term: **14 Years**

(21) Appl. No.: **29/358,931**

(22) Filed: **Apr. 1, 2010**

(51) **LOC (9) Cl.** **09-01**

(52) **U.S. Cl.** **D9/500**

(58) **Field of Classification Search** D9/500,
D9/502-505, 516, 537-540, 545-546, 549-550,
D9/557-558, 574-575, 682, 686, 688-692,
D9/763-764, 772-773, 776-777, 905; D7/300,
D7/300.1, 589, 591, 598, 601, 605, 608;
215/379, 381-384; 220/660, 662, 669-673,
220/675; D28/4, 9, 73, 76, 83, 91; D99/5
See application file for complete search history.

(56) **References Cited**

U.S. PATENT DOCUMENTS

D210,352 S *	3/1968	Fuerst	D9/500
3,685,685 A	8/1972	Phillips		
D236,429 S *	8/1975	Strand	D9/501
4,102,467 A	7/1978	Woodley		
D275,834 S *	10/1984	Slade	D9/772

4,880,129 A	11/1989	McHenry et al.		
4,890,759 A	1/1990	Scanga et al.		
4,948,006 A	8/1990	Okabe et al.		
D319,580 S *	9/1991	Cassai et al.	D9/772
5,217,737 A	6/1993	Gygax et al.		
5,234,126 A	8/1993	Jonas et al.		
D351,121 S *	10/1994	Lauchlan	D11/143
D401,152 S *	11/1998	DeVore et al.	D9/500
6,520,362 B2	2/2003	Heisel et al.		
6,612,451 B2	9/2003	Tobias et al.		
D485,182 S *	1/2004	Gaydon	D9/504
D515,927 S *	2/2006	Smay et al.	D9/503
7,055,713 B2	6/2006	Rea et al.		

* cited by examiner

Primary Examiner — Ian Simmons

Assistant Examiner — Dana L Sipos

(74) *Attorney, Agent, or Firm* — Knoble Yoshida &
Dunleavy, LLC

(57) **CLAIM**

The ornamental design for a “container,” as shown and described.

DESCRIPTION

FIG. 1 is a perspective view of a container showing our new design;

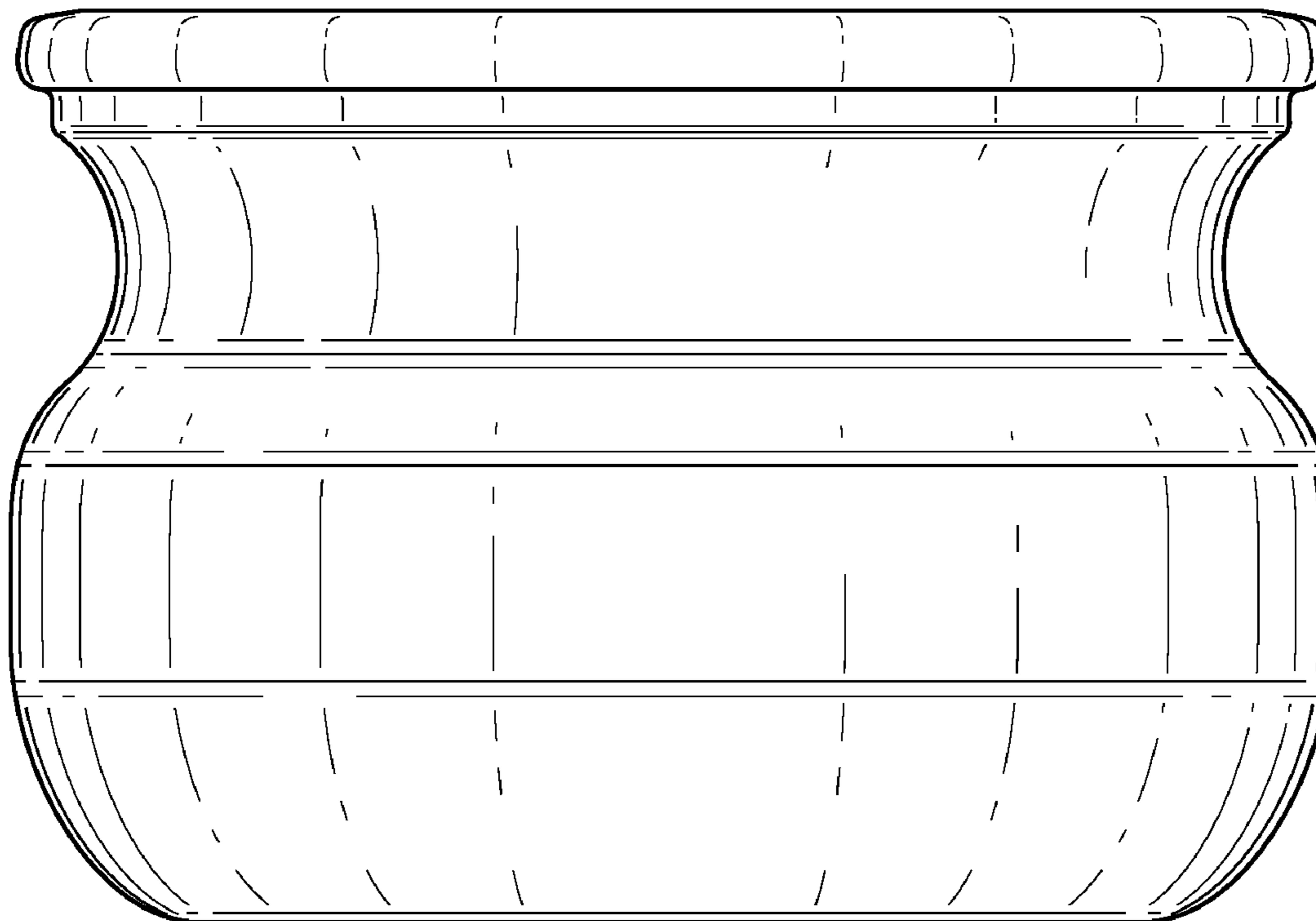
FIG. 2 is a front elevation view thereof;

FIG. 3 is a side elevation view thereof, the opposing side elevation view being identical; and,

FIG. 4 is a top plan view thereof.

Any broken lines in the drawings depict probable environment only and form no part of the claimed design.

1 Claim, 3 Drawing Sheets



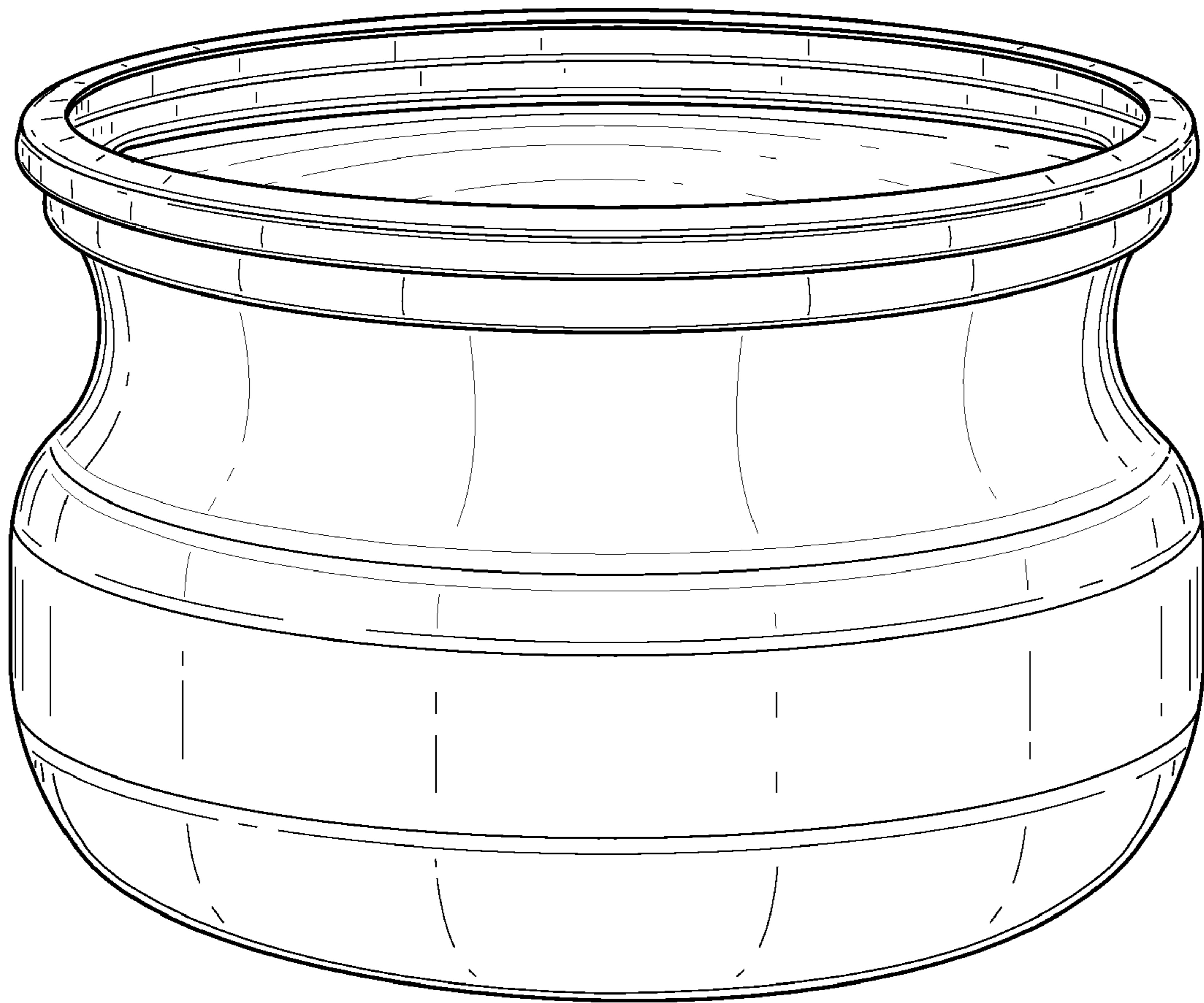


FIG. 1

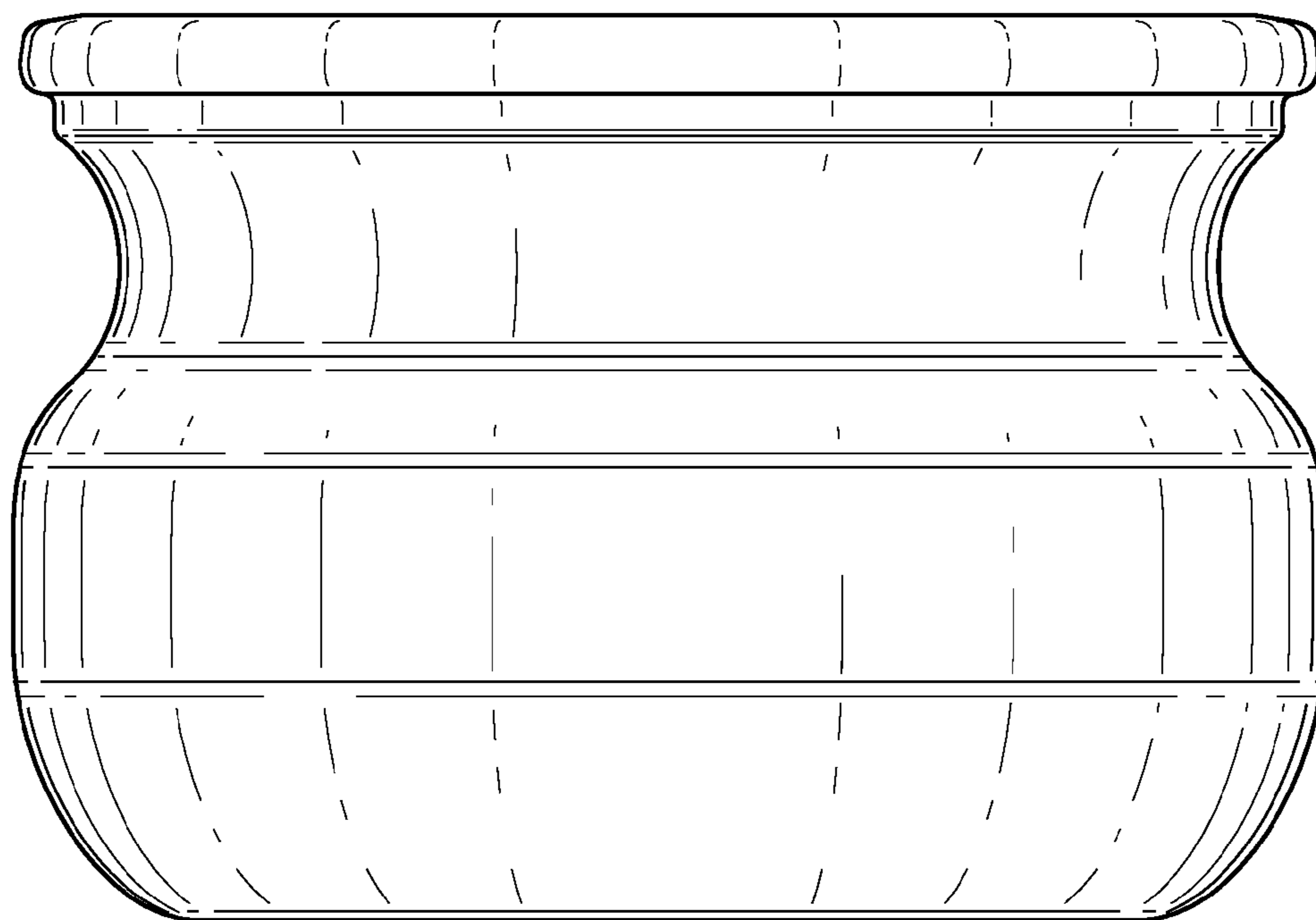


FIG. 2

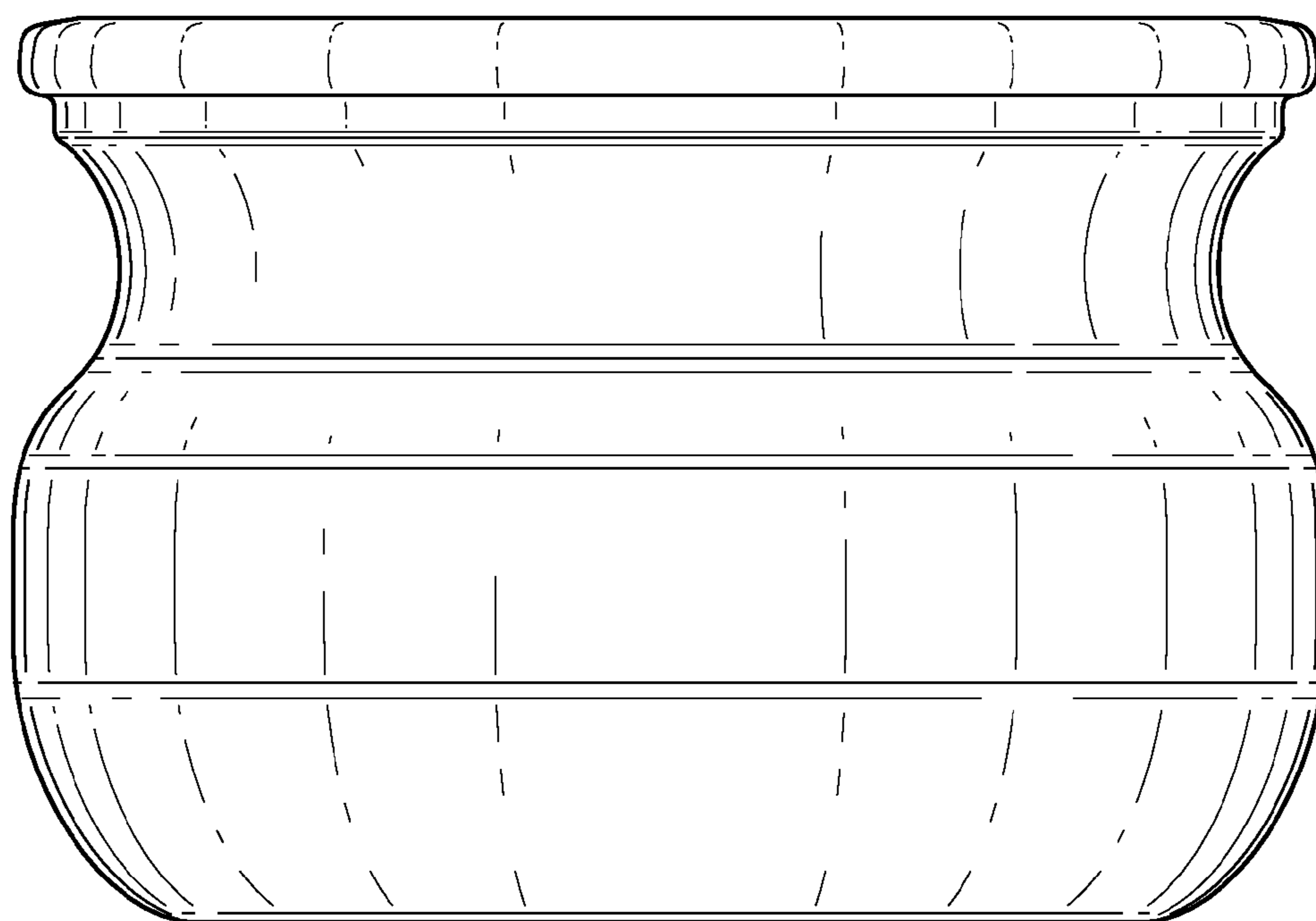


FIG. 3

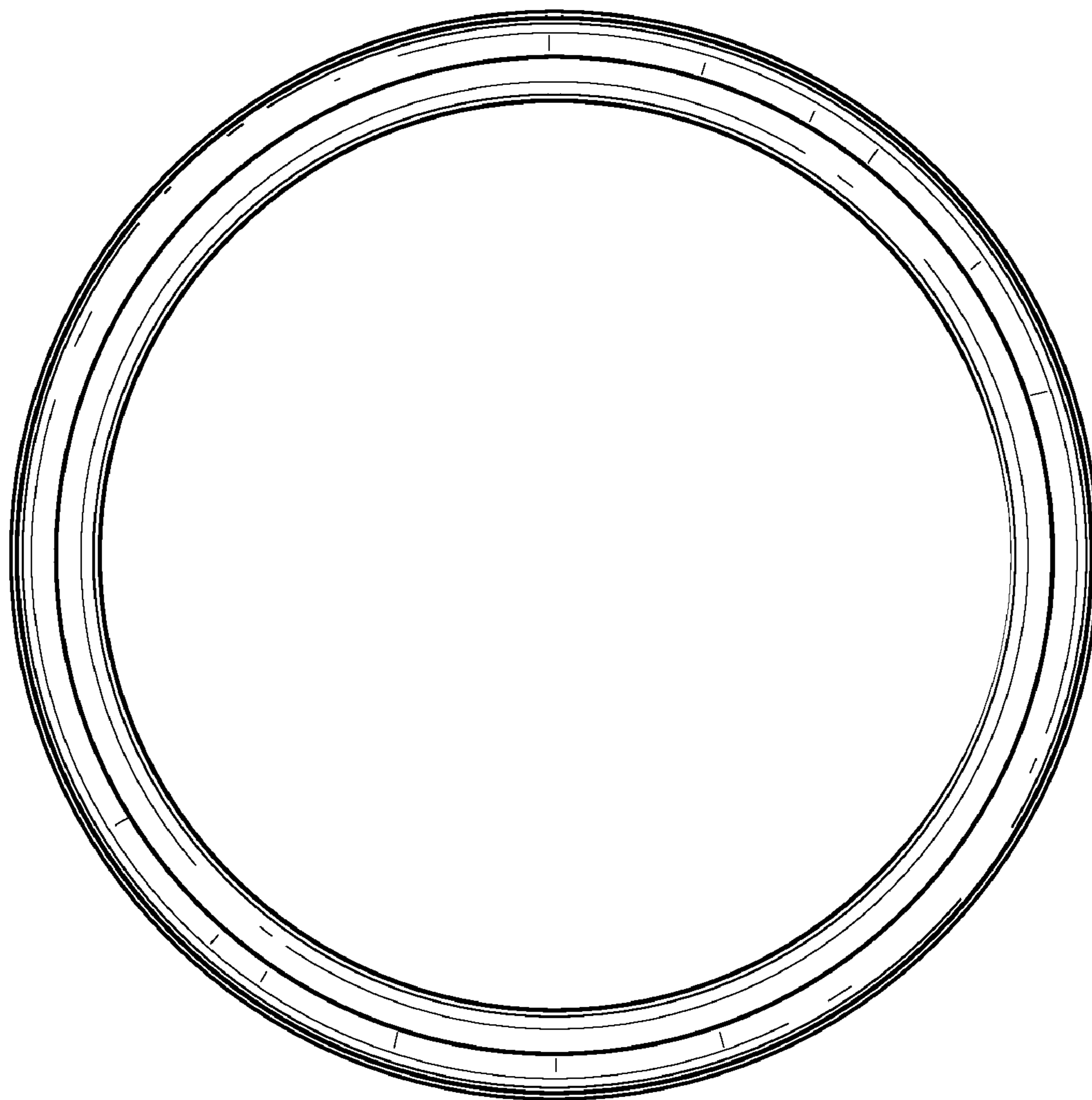


FIG. 4