



US00D634633S

(12) **United States Design Patent**
Moreau et al.

(10) **Patent No.:** **US D634,633 S**
(45) **Date of Patent:** **** Mar. 22, 2011**

(54) **COVERING FOR CLAMPING RINGS**

(75) Inventors: **Francis Moreau**, Sotteville-les-Rouen (FR); **Patrick Bousquel**, Paris (FR)

(73) Assignee: **Valois SAS**, Le Neubourg (FR)

(**) Term: **14 Years**

(21) Appl. No.: **29/351,228**

(22) Filed: **Dec. 2, 2009**

(30) **Foreign Application Priority Data**

Jun. 3, 2009 (EM) 001534611-0001

(51) **LOC (9) Cl.** **09-07**

(52) **U.S. Cl.** **D9/453; D9/448**

(58) **Field of Classification Search** D9/724,
D9/454, 453, 449, 448, 447, 435, 434, 418;
D28/7; D24/129, 115; 604/414, 411, 403;
422/103; 239/327; 222/522, 211, 209, 109;
221/63; 220/254.1-254.4; 215/247; 206/824;
141/329

See application file for complete search history.

(56) **References Cited**

U.S. PATENT DOCUMENTS

D177,420 S * 4/1956 Lipman D9/448
D315,507 S * 3/1991 Ochs D9/453
D319,981 S * 9/1991 Sledge D9/447
D323,462 S * 1/1992 Beck D9/447

D324,175 S * 2/1992 Beck D9/447
D360,580 S * 7/1995 Bomareto D9/447
D373,312 S * 9/1996 Lin D9/448
D417,618 S * 12/1999 Shanklin et al. D9/448
D490,315 S * 5/2004 Kiser D9/445
D531,031 S * 10/2006 Lussier et al. D9/447
D546,683 S * 7/2007 Yang D9/448
D550,079 S * 9/2007 Yang D9/448
D551,549 S * 9/2007 Maas et al. D9/448
D565,948 S * 4/2008 Maas et al. D9/448
D578,888 S * 10/2008 Alluigi D9/448
D582,768 S * 12/2008 Cantoni et al. D9/448
D596,938 S * 7/2009 Broadbent D9/448
D618,100 S * 6/2010 Rushe D9/453
D624,820 S * 10/2010 Sato D9/453
D625,187 S * 10/2010 McCay et al. D9/448
D625,188 S * 10/2010 Rech D9/448
D625,602 S * 10/2010 Schrimpf D9/447
2007/0293842 A1 * 12/2007 Knight et al. 604/403

* cited by examiner

Primary Examiner — Susan Bennett Hattan

(74) *Attorney, Agent, or Firm* — Sughrue Mion, PLLC

(57) **CLAIM**

The ornamental design for a covering for clamping rings, as shown.

DESCRIPTION

FIG. 1 is a perspective view;

FIG. 2 is a front view;

FIG. 3 is a rear view; and,

FIG. 4 is a top view.

1 Claim, 3 Drawing Sheets

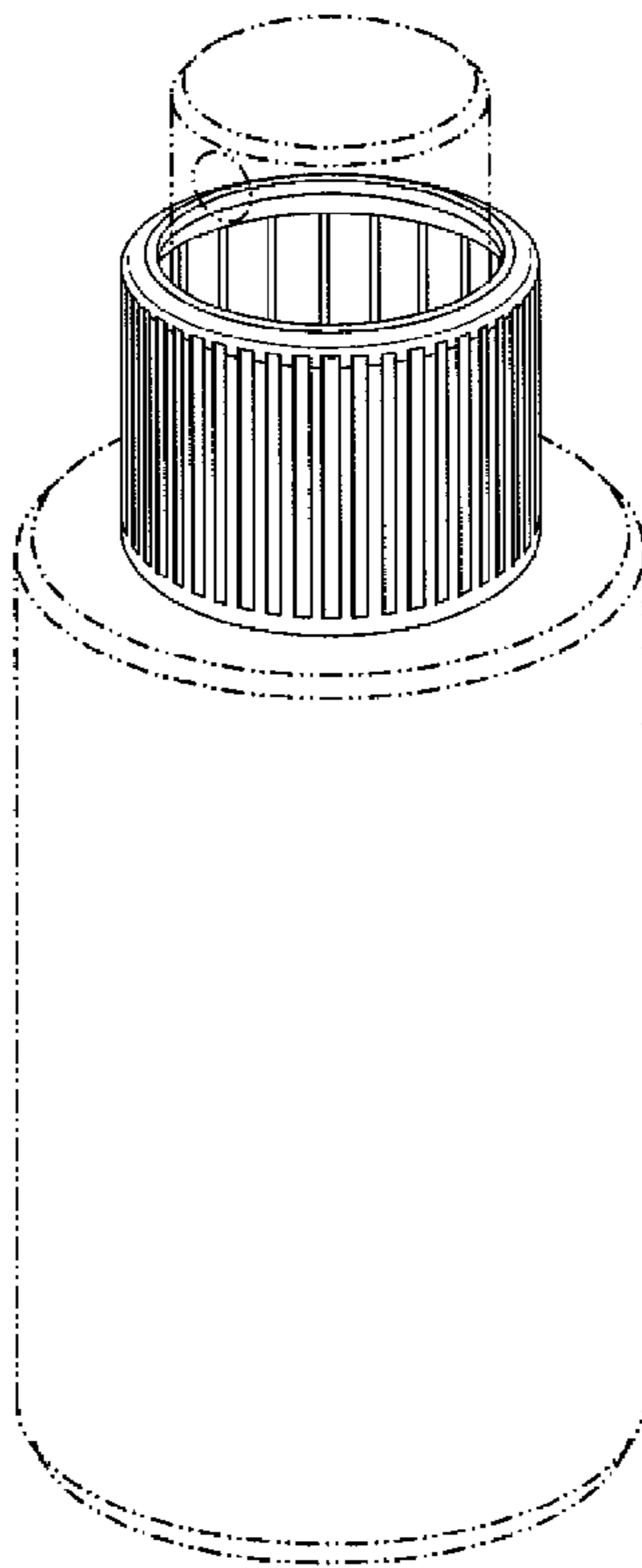


FIG. 1

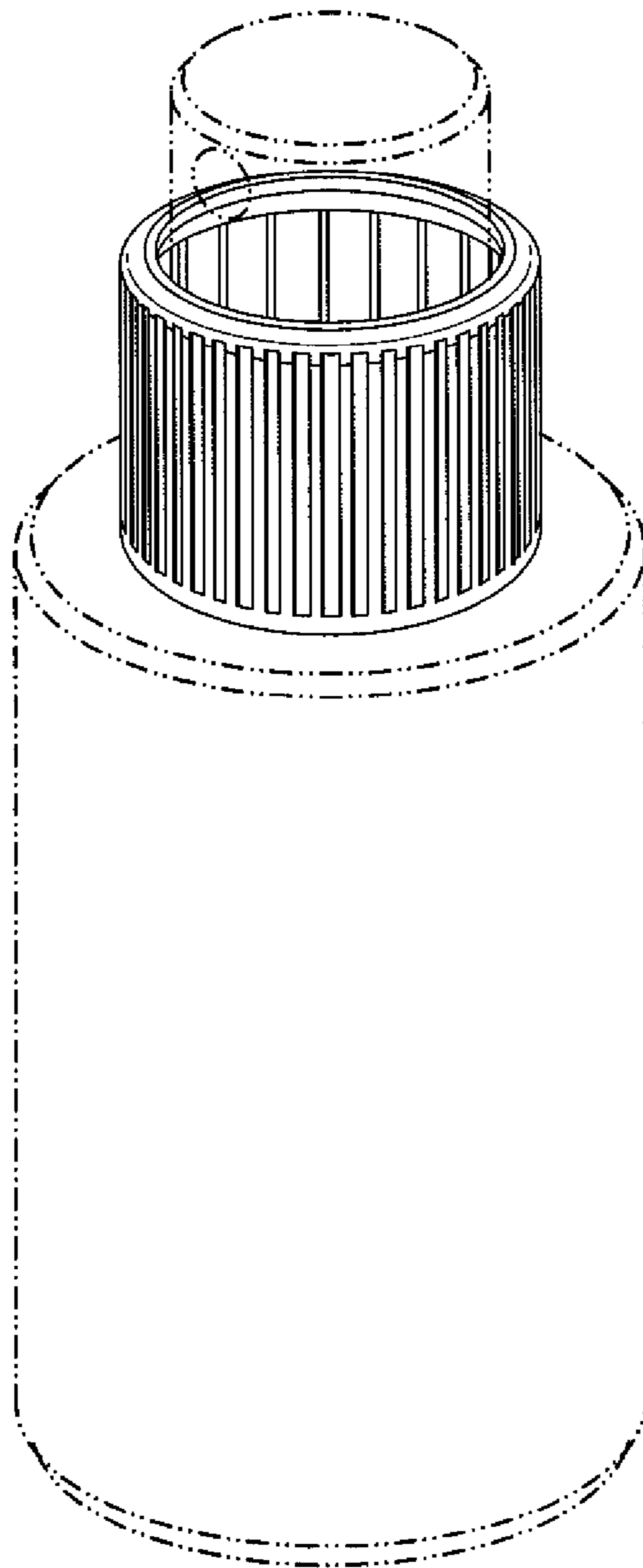


FIG. 2

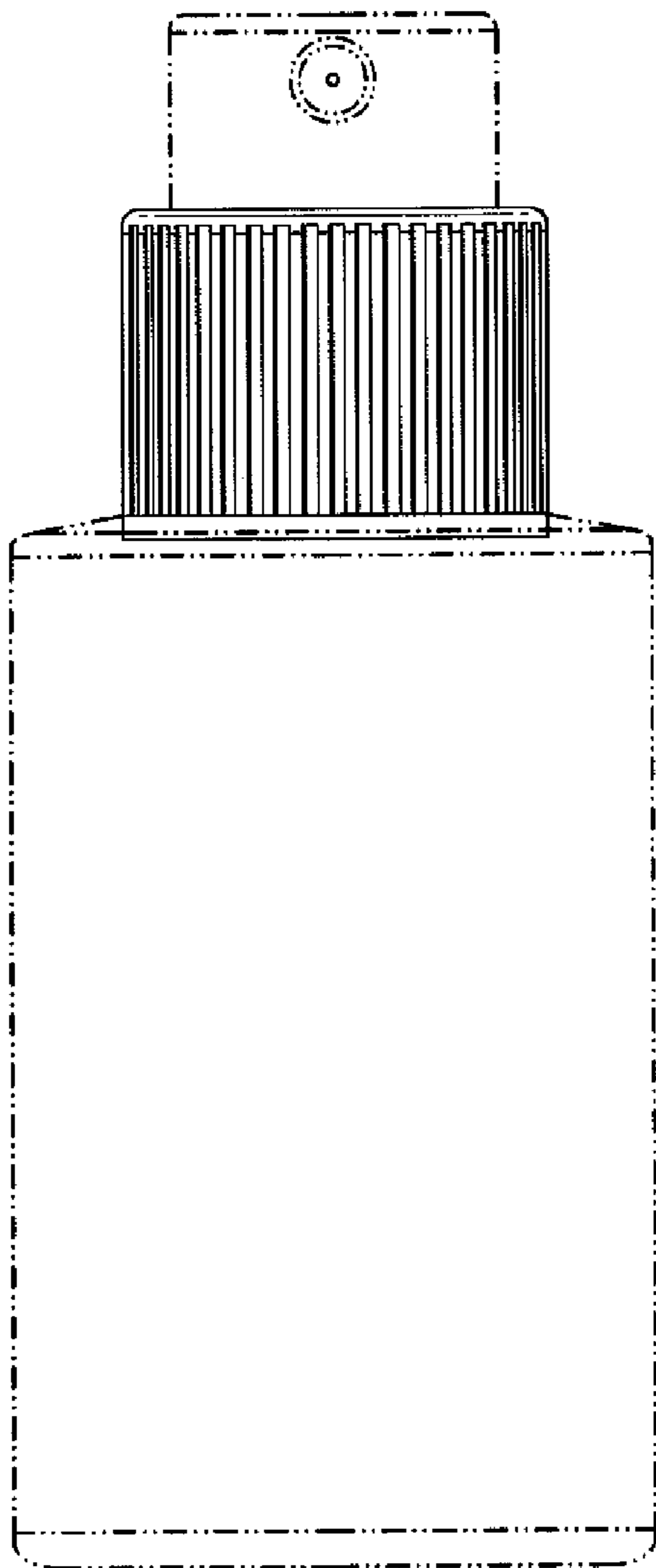


FIG. 3

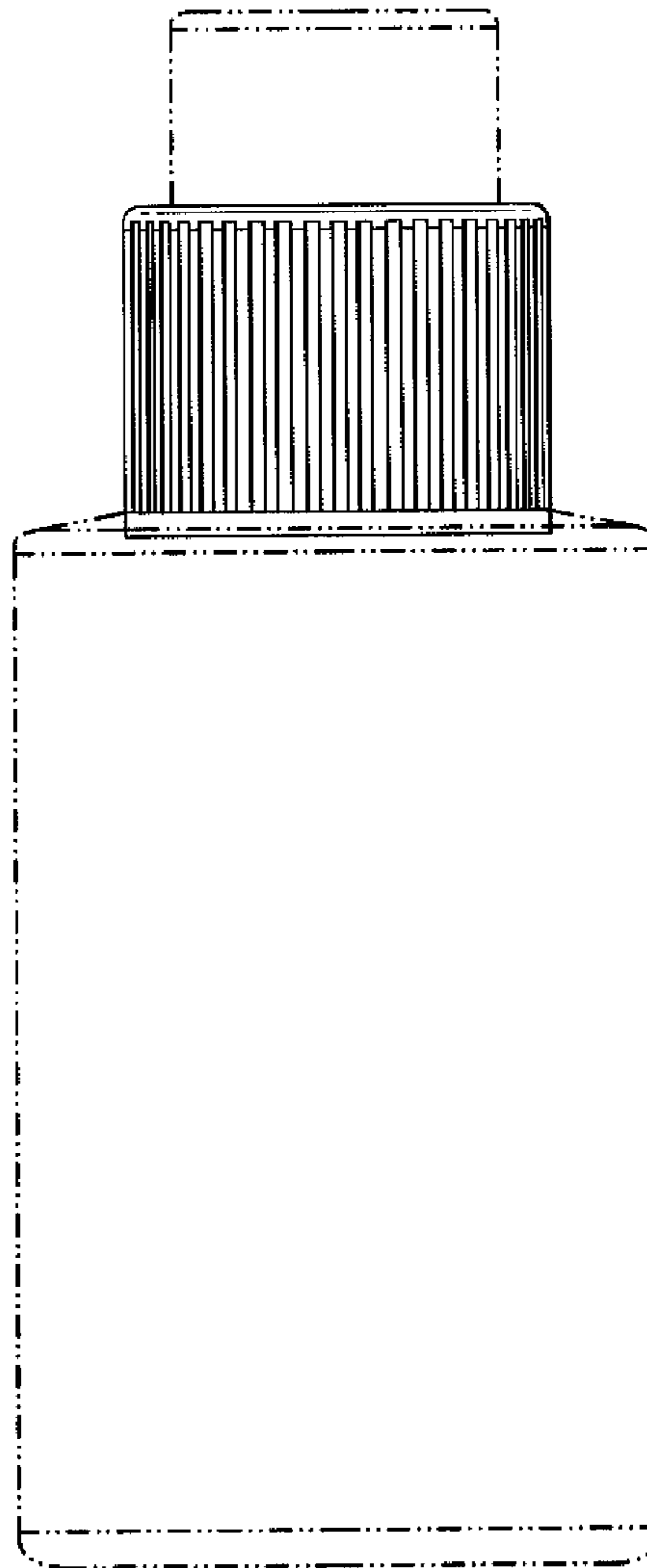


FIG. 4

