



US00D634623S

(12) **United States Design Patent**
Kusumi et al.

(10) **Patent No.:** **US D634,623 S**
(45) **Date of Patent:** **** Mar. 22, 2011**

(54) **PACKAGING BOX**

D379,062 S * 5/1997 Kinyon-Samec D9/623
D414,344 S * 9/1999 Cho D5/27
D453,683 S * 2/2002 Kusumi et al. D9/432

(75) Inventors: **Shigeo Kusumi**, Tokyo (JP); **Nobuo Tsutsumi**, Tokyo (JP); **Masakazu Shigiishi**, Tokyo (JP)

(Continued)

(73) Assignee: **Hisamitsu Pharmaceutical Co., Inc.**
(JP)

FOREIGN PATENT DOCUMENTS
JP 1178756 S 7/2003
(Continued)

(**) Term: **14 Years**

OTHER PUBLICATIONS

(21) Appl. No.: **29/367,984**

“Japanese Official Gazette for Registration of Trademark Registration No. 4759172” (Aug. 28, 2003).

(22) Filed: **Aug. 16, 2010**

(Continued)

Related U.S. Application Data

(62) Division of application No. 29/308,041, filed on May 24, 2008, now Pat. No. Des. 621,701.

Primary Examiner — Robert M Spear
Assistant Examiner — Karen Acker
(74) *Attorney, Agent, or Firm* — Holland & Hart LLP

(30) **Foreign Application Priority Data**

Mar. 4, 2008 (JP) 2008-005302
Mar. 4, 2008 (JP) 2008-005306

(57) **CLAIM**

The ornamental design for a packaging box, as shown and described.

(51) **LOC (9) Cl.** **09-03**

(52) **U.S. Cl.** **D9/432; D9/623; D9/624; D5/27**

(58) **Field of Classification Search** D9/430–433,
D9/414, 418, 420–424, 623, 624, 628, 667;
D5/27, 65; 206/267, 269, 270, 273, 299,
206/737, 740, 822; 229/100, 101, 101.3,
229/106, 108–112, 114–117, 117.05–117.09,
229/117.24–117.26, 221, 222, 227, 902,
229/939, 941, 942

DESCRIPTION

FIG. 1 is a top perspective view of the packaging box showing our new design, the broken lines in all figures representing environment and forming no part of the claimed design;
FIG. 2 is a front elevation view of the design illustrated in FIG. 1;
FIG. 3 is a rear elevation view of the design illustrated in FIG. 1;
FIG. 4 is a top plan view of the design illustrated in FIG. 1;
FIG. 5 is a bottom plan view of the design illustrated in FIG. 1;
FIG. 6 is a right elevation view of the design illustrated in FIG. 1; and,
FIG. 7 is a left elevation view of the design illustrated in FIG. 1.

See application file for complete search history.

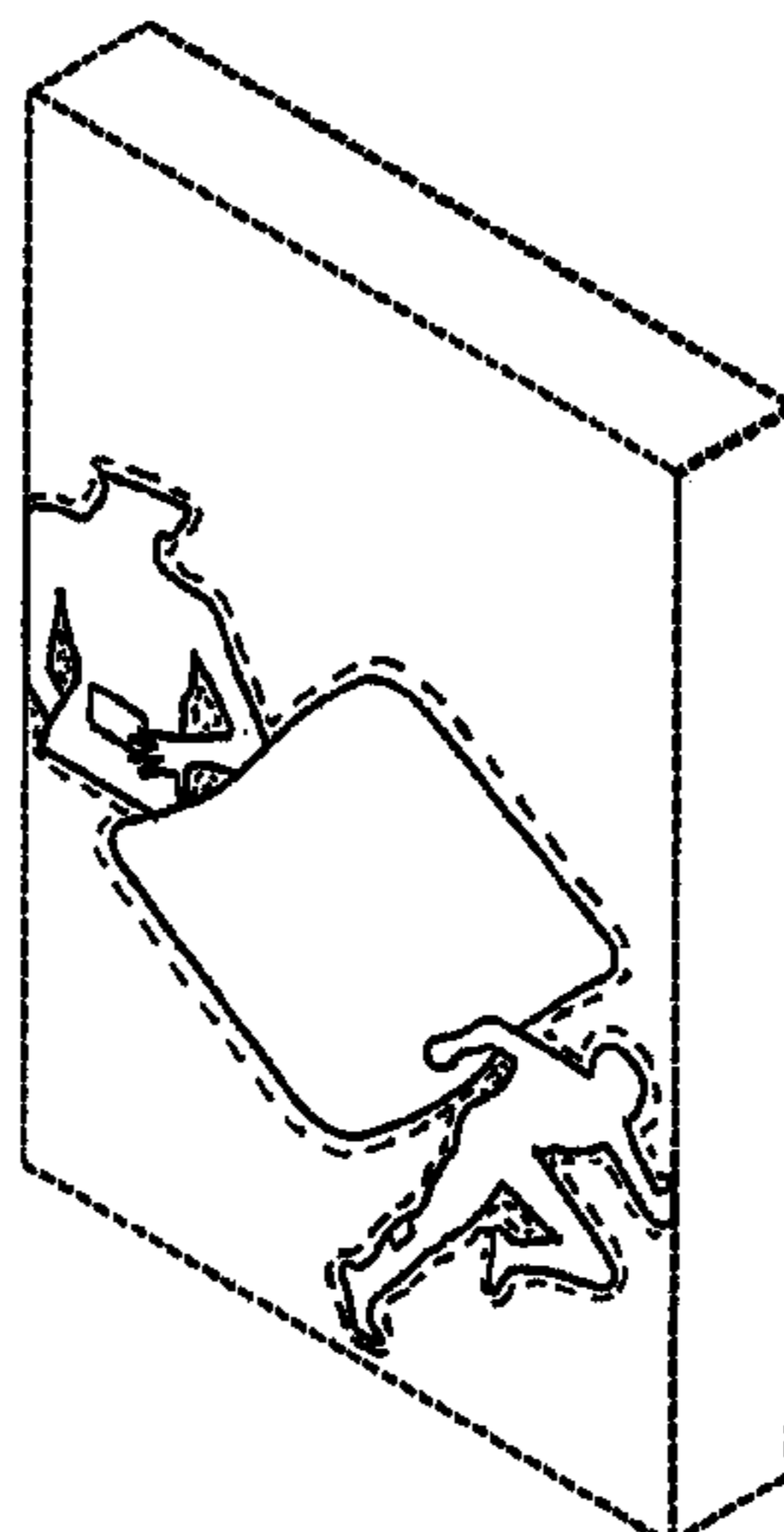
The broken lines adjacent to the solid lines represent the boundaries of the claim. All other broken lines in the drawing form no part of the claimed design.

(56) **References Cited**

U.S. PATENT DOCUMENTS

D67,477 S * 6/1925 Scheffres D5/27
D110,650 S * 7/1938 Seltzer D5/65
D142,919 S * 11/1945 Urschel D5/14
D179,361 S * 12/1956 Tillett D5/27
D289,464 S * 4/1987 Reid et al. D5/65

1 Claim, 7 Drawing Sheets



US D634,623 S

Page 2

U.S. PATENT DOCUMENTS

D510,702 S * 10/2005 Kusumi et al. D9/432
D552,480 S * 10/2007 Kusumi et al. D9/614
D619,812 S * 7/2010 Bischoff et al. D5/27
D624,757 S * 10/2010 Bischoff et al. D5/99
2007/0032731 A1 * 2/2007 Lovejoy et al. 600/500

FOREIGN PATENT DOCUMENTS

JP 1179133 S 7/2003
JP 1179134 S 7/2003
JP 1277130 S 7/2006
JP 1277438 S 7/2006

VN 3-2000-00607 5/2004
VN 3-2002-00812 8/2004
VN 3-2006-00949 6/2007
VN 3-2007-00653 8/2008

OTHER PUBLICATIONS

“Japanese Official Gazette for Registration of Trademark Registration No. 4759173” (Aug. 28, 2003).

“Japanese Official Gazette for Registration of Trademark Registration No. 1450071” (Dec. 24, 1975).

* cited by examiner

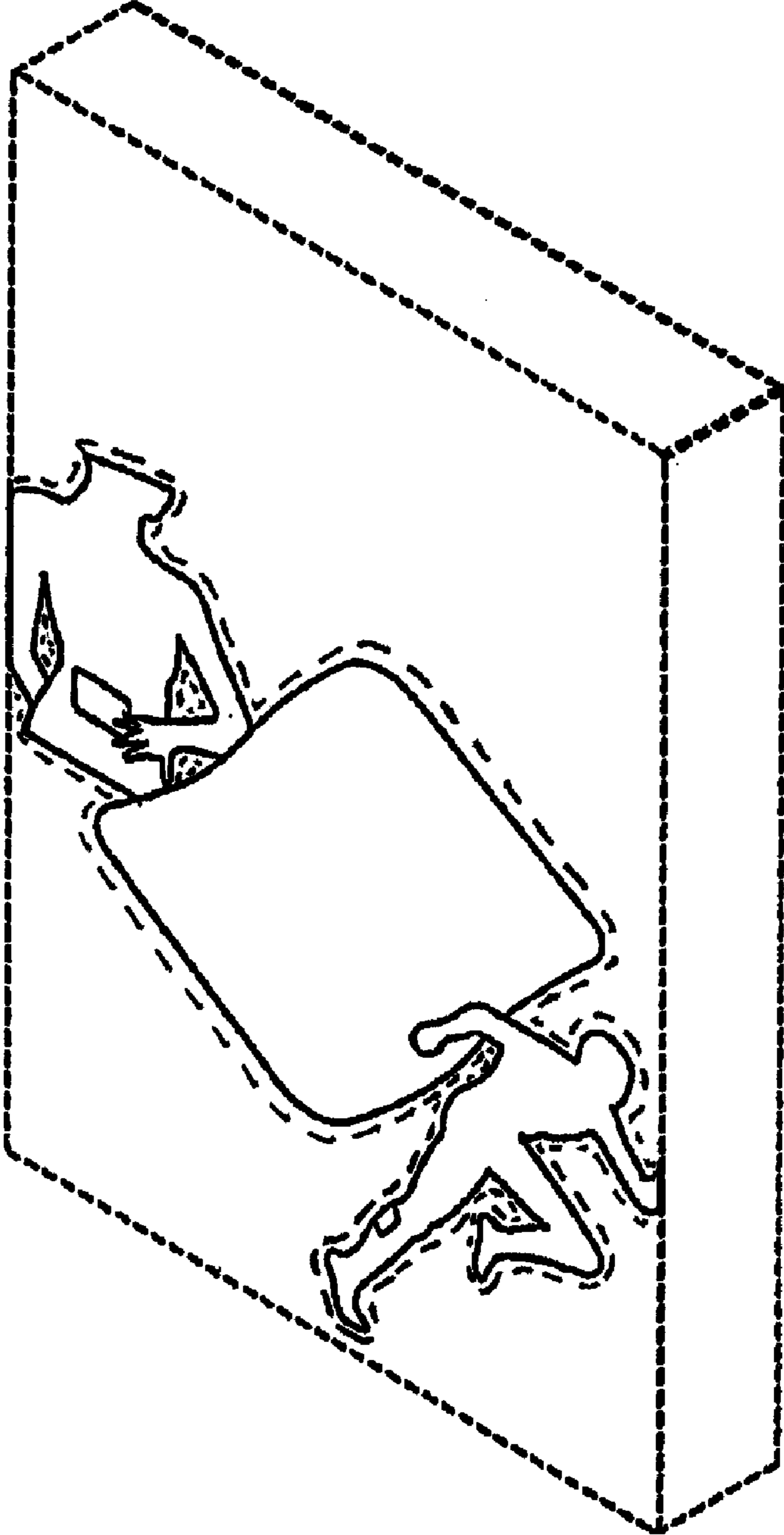


FIG. 1




FIG. 2




FIG. 3



FIG. 4



FIG. 5



FIG. 6




FIG. 7