



US00D634590S

(12) **United States Design Patent**
Ferguson

(10) **Patent No.:** **US D634,590 S**

(45) **Date of Patent:** **** Mar. 22, 2011**

- (54) **SANDWICH CUTTING DEVICE**
- (76) Inventor: **Donna Ferguson**, Fairbanks, AK (US)
- (**) Term: **14 Years**
- (21) Appl. No.: **29/367,136**
- (22) Filed: **Aug. 3, 2010**
- (51) **LOC (9) Cl.** **07-03**
- (52) **U.S. Cl.** **D7/673**
- (58) **Field of Classification Search** D7/672-677;
249/117, 135; 30/303, 301, 305, 312, 315,
30/114, 124, 299, 130, 314, 316; 269/87.2,
269/295, 288; 425/276, 281, 290, 289, DIG. 1
See application file for complete search history.

3,319,682 A *	5/1967	Hall	269/288
4,245,973 A *	1/1981	Greaney	425/276
D420,865 S *	2/2000	Levy	D7/673
D446,088 S *	8/2001	Pardee	D7/673
D586,626 S *	2/2009	Carrell	D7/672
D590,215 S *	4/2009	Carrell	D7/672
2004/0187317 A1 *	9/2004	Wood	30/315
2006/0272162 A1 *	12/2006	Atwater et al.	30/303

* cited by examiner

Primary Examiner — Terry A Wallace

(57) **CLAIM**

The ornamental design for a sandwich cutting device, as shown and described.

DESCRIPTION

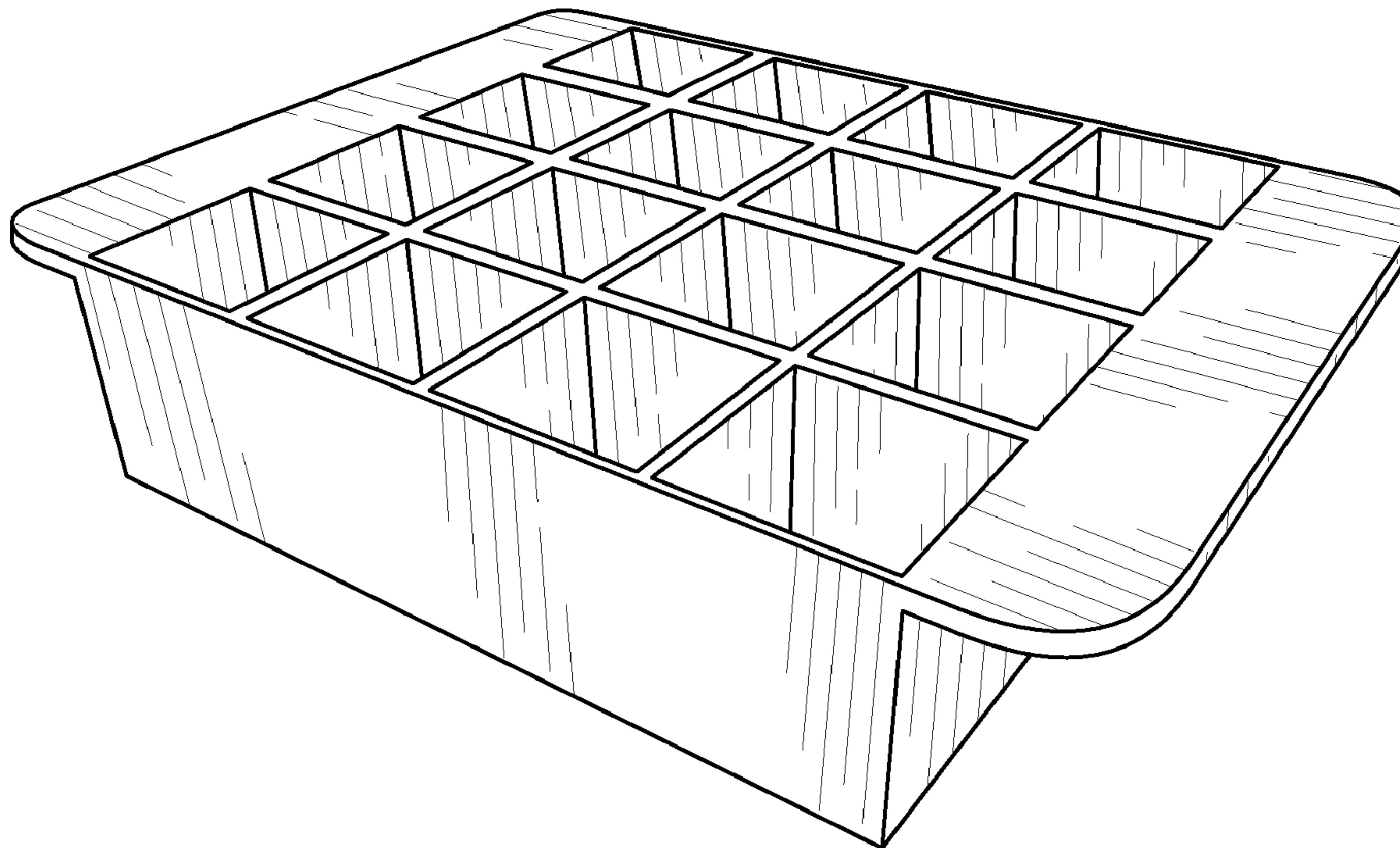
FIG. 1 is a top elevation view thereof; and
FIG. 2 is a bottom elevation view thereof; and
FIG. 3 is a perspective view thereof; and,
FIG. 4 is a side elevation view thereof.

1 Claim, 2 Drawing Sheets

(56) **References Cited**

U.S. PATENT DOCUMENTS

D154,318 S *	6/1949	Price et al.	D7/676
D154,319 S *	6/1949	Price et al.	D7/676
2,665,649 A *	1/1954	Cesare	425/299
2,754,587 A *	7/1956	Bylkas	30/301






FIG. 1




FIG. 2

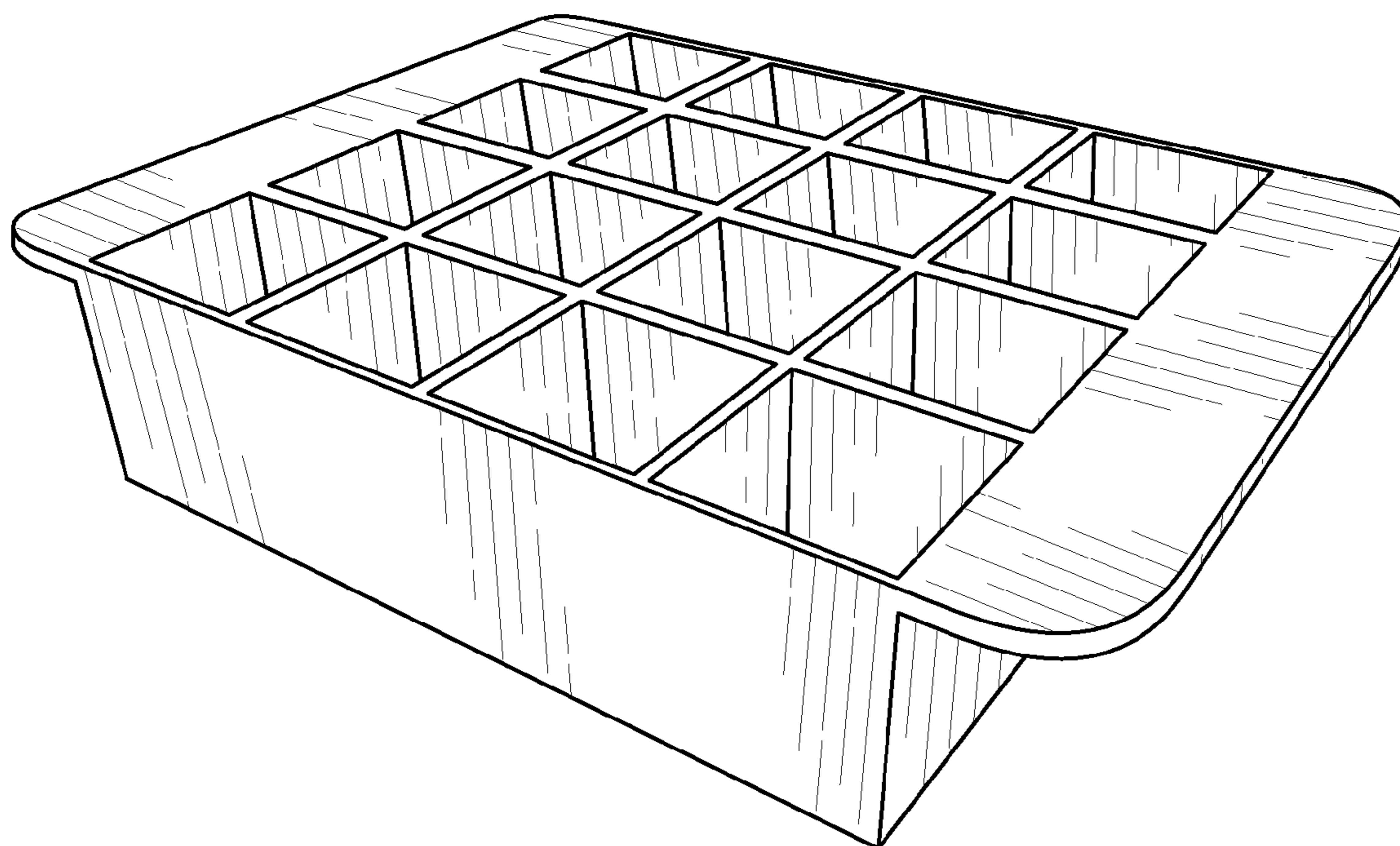


FIG. 3

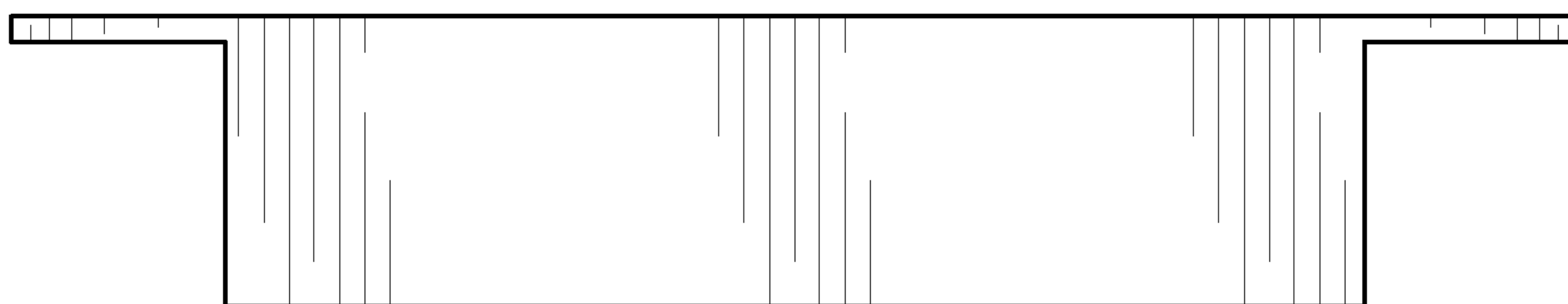


FIG. 4