



US00D634587S

(12) **United States Design Patent**
Bernardaud

(10) **Patent No.:** **US D634,587 S**
(45) **Date of Patent:** **** Mar. 22, 2011**

(54) **PLATE**

(75) Inventor: **Michel Bernardaud**, Limoges (FR)

(73) Assignee: **Bernardaud**, Limoges (FR)

(**) Term: **14 Years**

(21) Appl. No.: **29/353,799**

(22) Filed: **Jan. 14, 2010**

(30) **Foreign Application Priority Data**

Jul. 20, 2009 (EM) 001162341-0001

(51) **LOC (9) Cl.** **07-06**

(52) **U.S. Cl.** **D7/585**

(58) **Field of Classification Search** D7/550.1,
D7/551.1, 553.1-553.8, 554.1-554.4, 555,
D7/560, 564-565, 584-587; D9/758, 760;
99/426, 428, 440; 206/203, 217, 557-558,
206/561, 564; 249/117, 127, 160, DIG. 1;
220/500-501, 507, 527, 553

See application file for complete search history.

(56) **References Cited**

U.S. PATENT DOCUMENTS

D88,688 S *	12/1932	Thompson	D7/585
D106,554 S *	10/1937	Wilson	D7/585
D201,511 S *	6/1965	Masuda	D7/585
D244,503 S *	5/1977	Jensen	D7/585
D276,117 S *	10/1984	Solt	D7/585
D446,421 S *	8/2001	Lavalle Rowell	D7/396.4

* cited by examiner

Primary Examiner — Ian Simmons

Assistant Examiner — Dana L Sipos

(74) *Attorney, Agent, or Firm* — Norris McLaughlin & Marcus P.A.



(57) **CLAIM**

The ornamental design for a plate, as shown and described.

DESCRIPTION

FIG. 1 is a top view of the plate of the invention; FIG. 2 shows a detail of FIG. 1; and, FIG. 3 is a side view thereof, the plate being symmetrical such that all side views are identical. The background surfaces on which the claimed plate is shown to be resting, as well as the bottom surface of the plate, are not part of the claimed design.

1 Claim, 3 Drawing Sheets






FIG. 1




FIG. 2




FIG. 3