



US00D634585S

(12) **United States Design Patent**  
**Vaehsen**

(10) **Patent No.:** **US D634,585 S**  
(45) **Date of Patent:** **\*\* Mar. 22, 2011**

(54) **SERVING TRAY WITH LED LIGHT**

(75) Inventor: **Dirk Vaehsen**, Düsseldorf (DE)

(73) Assignee: **Koninklijke Philips Electronics N.V.**,  
Eindhoven (NL)

(\*\*) Term: **14 Years**

(21) Appl. No.: **29/359,462**

(22) Filed: **Apr. 12, 2010**

(30) **Foreign Application Priority Data**

Oct. 26, 2009 (EM) ..... 001628058-0001

(51) **LOC (9) Cl.** ..... **07-01**

(52) **U.S. Cl.** ..... **D7/554.2**

(58) **Field of Classification Search** ..... D7/360,  
D7/545, 550.1, 551.1, 554.1-554.4, 553.6-553.7,  
D7/602; 99/426, 324; 220/574, 912  
See application file for complete search history.

(56) **References Cited**

**U.S. PATENT DOCUMENTS**

D298,295 S *	11/1988	Finsilver et al.	.....	D7/545
D312,189 S *	11/1990	Noel	.....	D7/545
D317,389 S *	6/1991	Penaluna et al.	.....	D7/543
D373,053 S *	8/1996	Allegre	.....	D7/587
D385,156 S *	10/1997	Bouldstridge Balari	....	D7/554.2
D408,686 S *	4/1999	Lillelund et al.	.....	D7/554.2
D438,431 S *	3/2001	Kellermann	.....	D7/553.6

D469,654 S *	2/2003	Cooper et al.	.....	D7/360
D487,214 S *	3/2004	Rutter et al.	.....	D7/393
D523,697 S *	6/2006	Haataja	.....	D7/587
D524,644 S *	7/2006	Weiss et al.	.....	D9/425
D532,294 S *	11/2006	Fager et al.	.....	D9/435
D575,988 S *	9/2008	McComas	.....	D7/549
D582,101 S *	12/2008	Shamoon	.....	D30/129
D595,093 S *	6/2009	McComas	.....	D7/546
D599,624 S *	9/2009	Haas	.....	D7/586
D608,595 S *	1/2010	Haas	.....	D7/587
D612,689 S *	3/2010	White	.....	D7/553.6

\* cited by examiner

*Primary Examiner* — Elizabeth A Albert

*Assistant Examiner* — Kelley A Donnelly

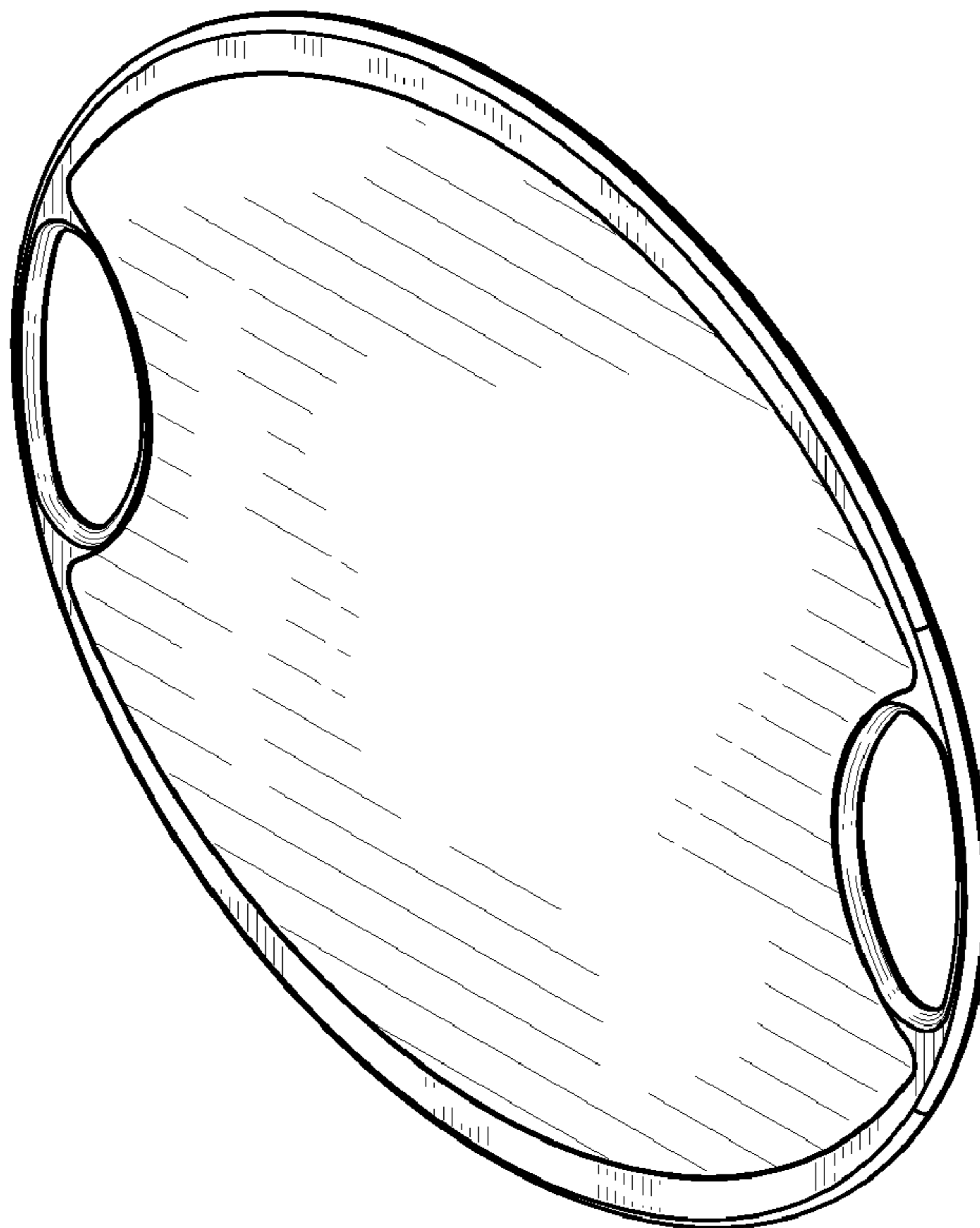
(57) **CLAIM**

The ornamental design for a serving tray with LED light, as shown and described.

**DESCRIPTION**

FIG. 1 is a perspective view showing my design;  
FIG. 2 is a front elevational view thereof;  
FIG. 3 is a rear elevational view thereof;  
FIG. 4 is a right side elevational view thereof;  
FIG. 5 is a left side elevational view thereof;  
FIG. 6 is a top plan view thereof; and,  
FIG. 7 is a bottom plan view thereof.  
The broken lines are for the purpose of illustrating the environment of the design only and form no part of the claimed design.

**1 Claim, 4 Drawing Sheets**



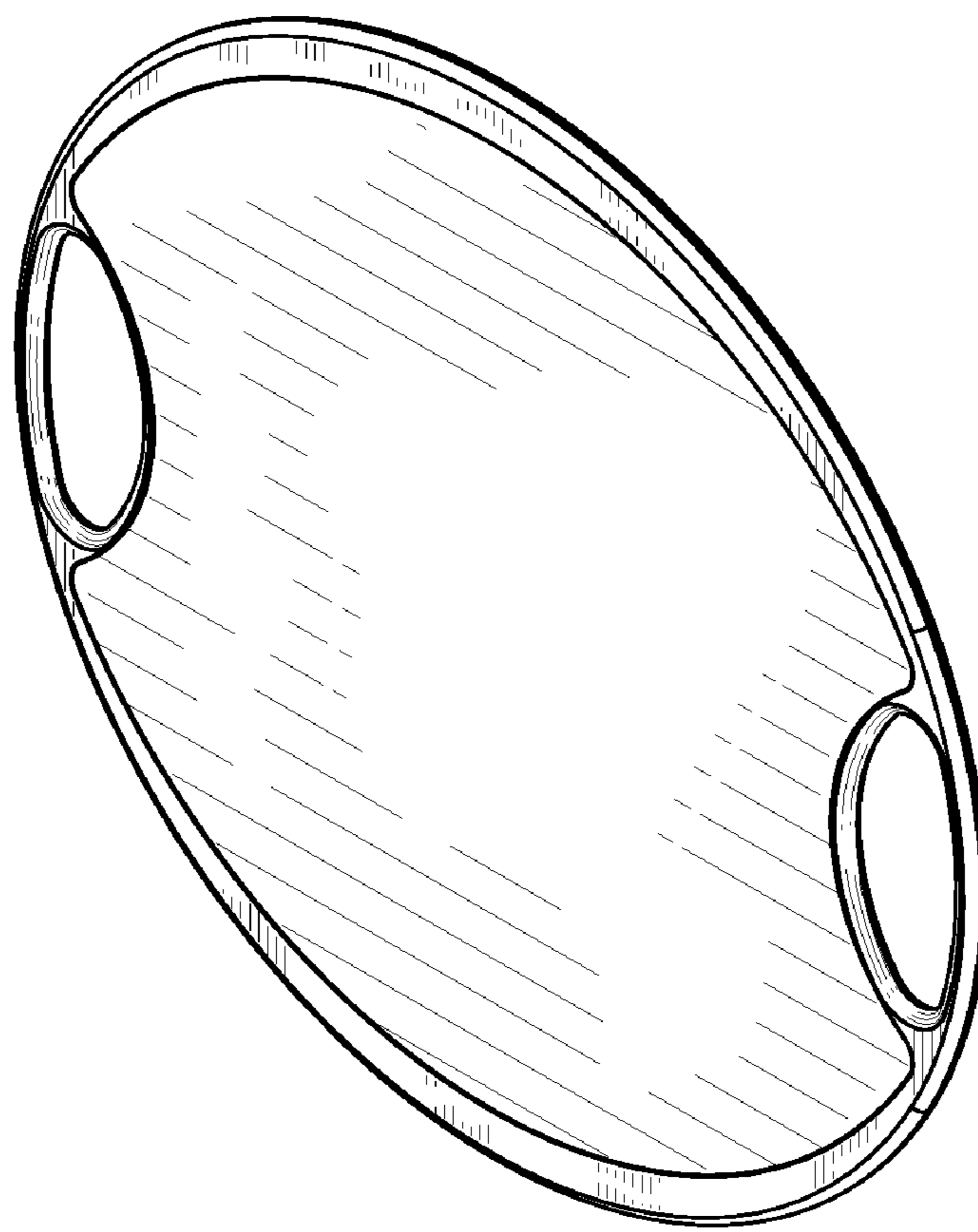


FIG. 1

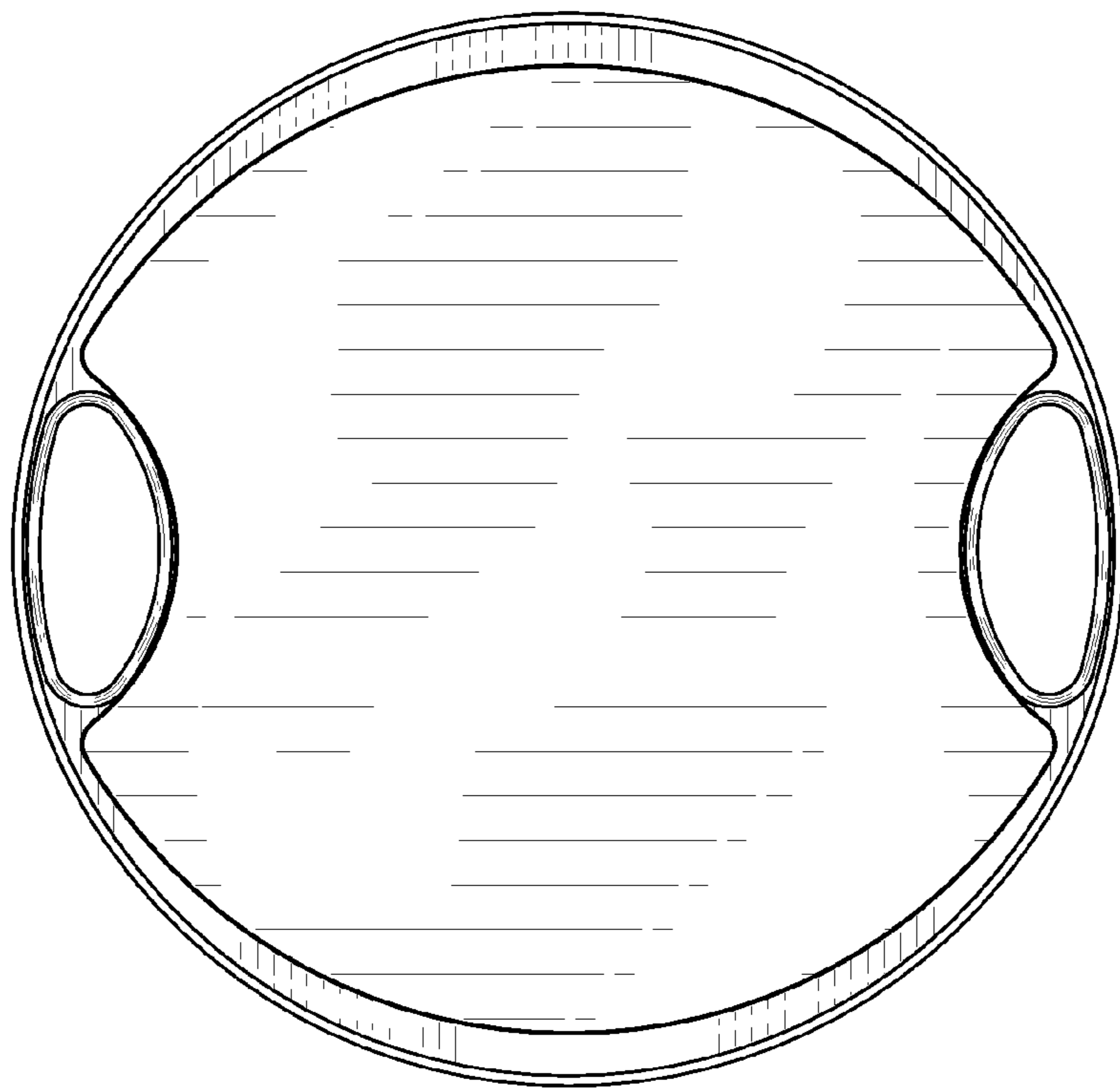


FIG. 2




FIG. 3



FIG. 4



FIG. 5



FIG. 6



FIG. 7