

US00D634580S

(12) **United States Design Patent**
Funnell, II et al.

(10) **Patent No.:** **US D634,580 S**
(45) **Date of Patent:** **** Mar. 22, 2011**

(54) **GAS COOKTOP AND/OR GRATE THEREOF**

(56)

References Cited

(75) Inventors: **Richard W. Funnell, II**, Huntington Beach, CA (US); **Graham Sadtler**, Huntington Beach, CA (US)

(73) Assignee: **BSH Home Appliances Corporation**, Huntington Beach, CA (US)

(**) Term: **14 Years**

(21) Appl. No.: **29/369,886**

(22) Filed: **Sep. 15, 2010**

U.S. PATENT DOCUMENTS

D461,090	S	*	8/2002	Rummel et al.	D7/346
D468,161	S	*	1/2003	Goodwin	D7/408
D489,933	S	*	5/2004	Rummel et al.	D7/346
D495,202	S	*	8/2004	Becker et al.	D7/408
D502,632	S	*	3/2005	Becker et al.	D7/408
D524,601	S	*	7/2006	Vetter	D7/408
D550,031	S	*	9/2007	Pino et al.	D7/408

* cited by examiner

Primary Examiner — Catherine R Oliver

(74) *Attorney, Agent, or Firm* — James E. Howard; Andre Pallapies

(57)

CLAIM

The ornamental design for a gas cooktop and/or grate thereof, as shown and described.

DESCRIPTION

FIG. 1 is a front perspective view of a grate for a gas cooktop from the top, right corner, according to an embodiment of our design;

FIG. 2 is a front view thereof;

FIG. 3 is rear view thereof;

FIG. 4 is a top view thereof; and,

FIG. 5 is a right side view thereof, with the left side view being a mirror image thereof.

The bottom view of each design is not shown and is not claimed.

Related U.S. Application Data

(62) Division of application No. 29/351,038, filed on Nov. 30, 2009, now Pat. No. Des. 629,638.

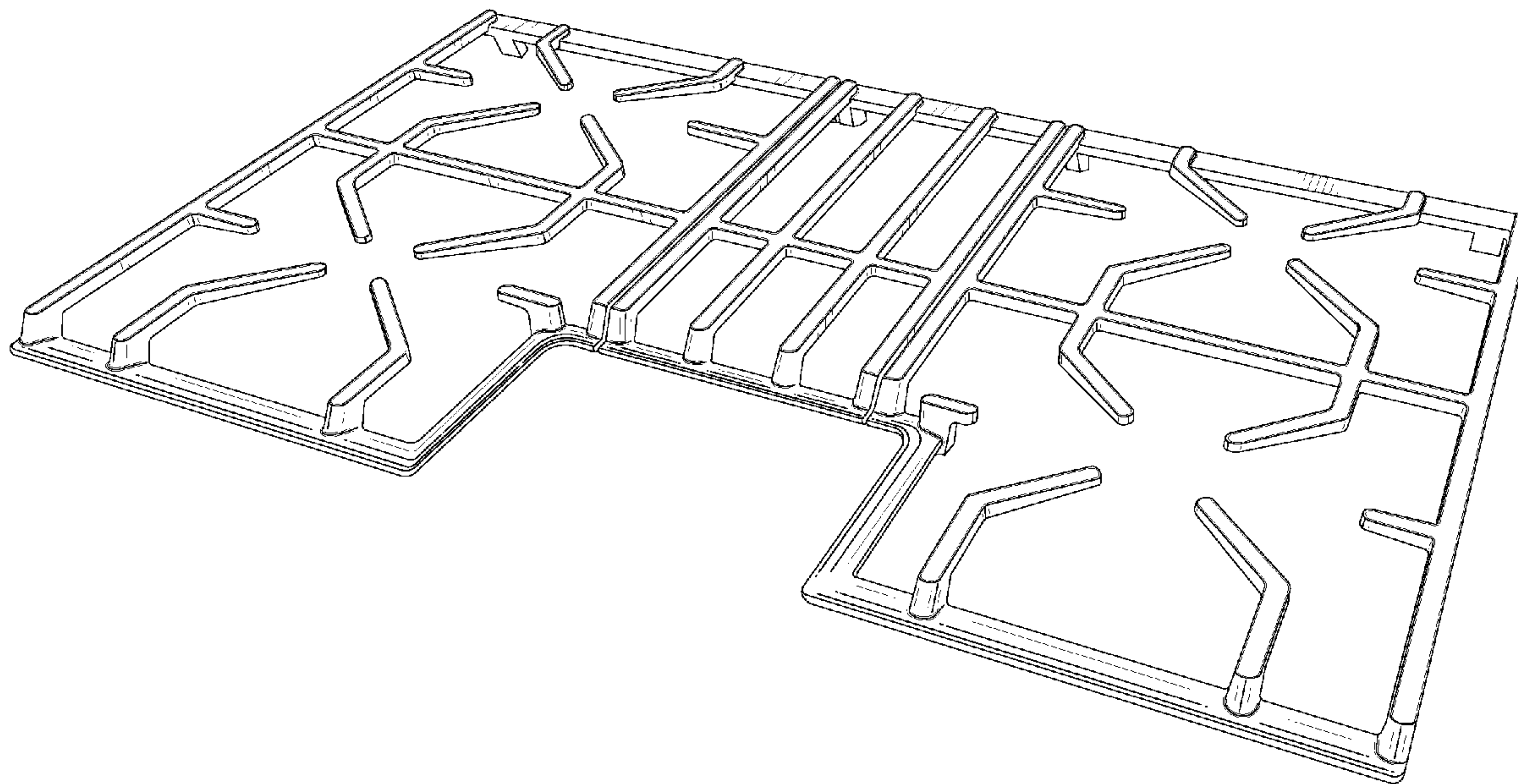
(51) **LOC (9) Cl.** **07-02**

(52) **U.S. Cl.** **D7/408; D7/346**

(58) **Field of Classification Search** D7/346-348, D7/336-339, 402-408; 126/39 R, 39 BA, 126/39 G, 40, 211, 214 R, 214 C

See application file for complete search history.

1 Claim, 3 Drawing Sheets



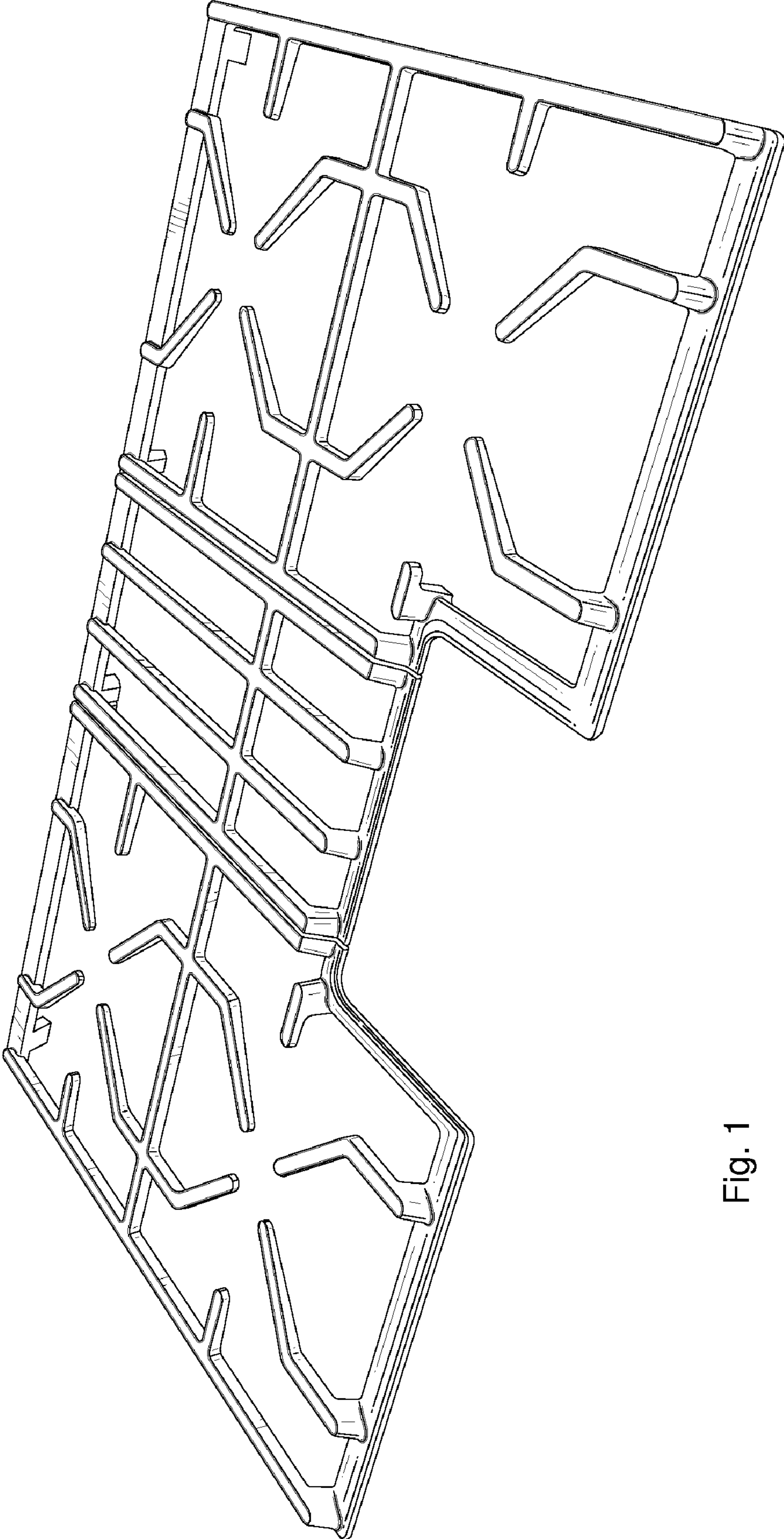


Fig. 1

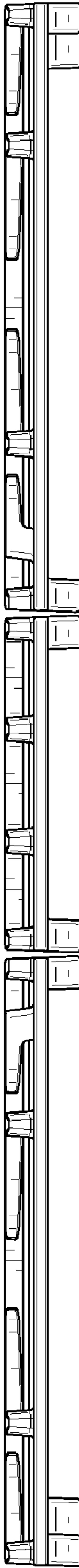


Fig. 2




Fig. 3



Fig. 4

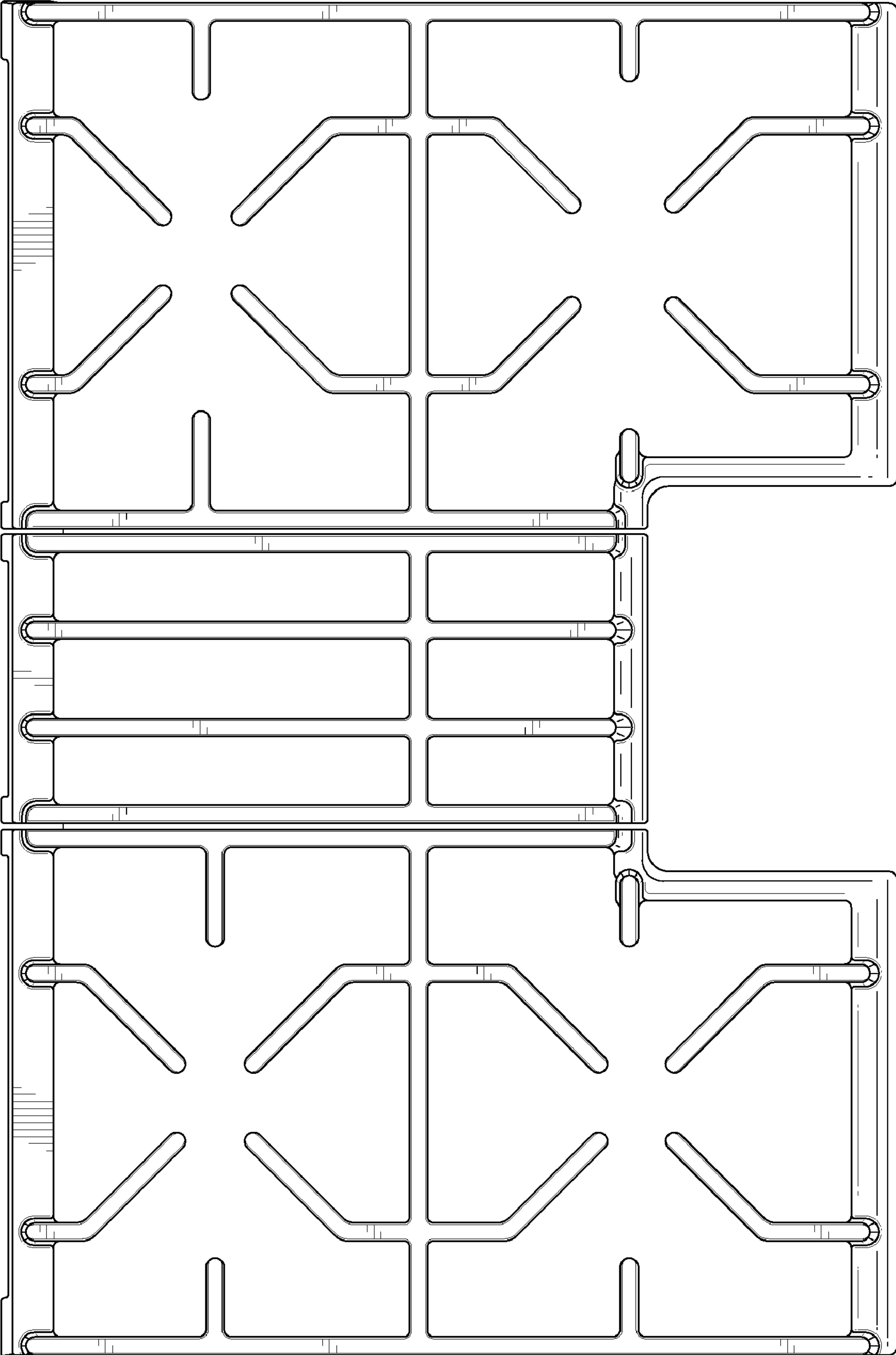


Fig. 5