



US00D634574S

(12) **United States Design Patent**
Morrison

(10) **Patent No.:** **US D634,574 S**
(45) **Date of Patent:** **** Mar. 22, 2011**

(54) **MATTRESS FOUNDATION**
(75) Inventor: **Leigh Morrison**, Greensboro, NC (US)
(73) Assignee: **Sealy Technology LLC**, Trinity, NC (US)

(**) Term: **14 Years**

(21) Appl. No.: **29/362,551**

(22) Filed: **May 27, 2010**

(51) **LOC (9) Cl.** **09-09**

(52) **U.S. Cl.** **D6/605**

(58) **Field of Classification Search** D6/503,
D6/595-606, 610, 611; 5/485, 497, 503.1,
5/630, 640, 690-692, 694, 698-702, 706,
5/707, 709, 710, 716-723, 727-729, 731,
5/732, 739, 740; D30/118; 119/28.5; 428/218
See application file for complete search history.

(56) **References Cited**

U.S. PATENT DOCUMENTS

4,129,909 A * 12/1978 Riehl 5/503.1
D471,049 S 3/2003 Dale
6,594,836 B1 * 7/2003 Everson et al. 5/485

6,601,250 B1 * 8/2003 Taylor 5/485
D481,899 S 11/2003 Thomas et al.
6,854,139 B2 * 2/2005 Lamy 5/485
D517,844 S * 3/2006 Gladney D6/503
7,131,152 B2 * 11/2006 Wootten et al. 5/485
D546,613 S * 7/2007 OConnor D6/602
D577,531 S 9/2008 Brown
7,526,822 B2 * 5/2009 Joyce 5/485

* cited by examiner

Primary Examiner — Mary Ann Calabrese

(74) *Attorney, Agent, or Firm* — Roetzel & Andress

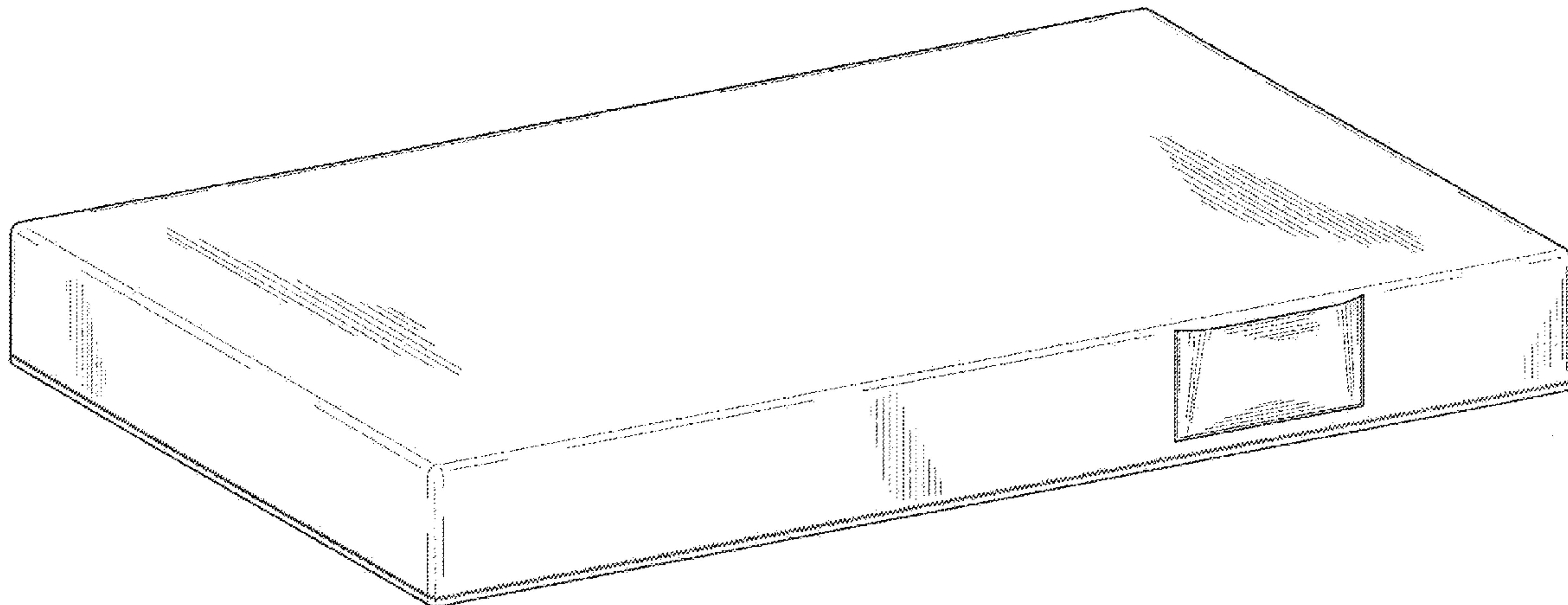
(57) **CLAIM**

The ornamental designs for the mattress foundation, as shown and described.

DESCRIPTION

FIG. 1 is a perspective view of the mattress foundation.
FIG. 2 is a top view of the mattress foundation of FIG. 1.
FIG. 3 is a bottom view of the mattress foundation of FIG. 1.
FIG. 4 is a side view of the mattress foundation of FIG. 1, identical to the opposite side view thereof; and,
FIG. 5 is an end view of the mattress foundation of FIG. 1, identical to the opposite end view thereof.

1 Claim, 4 Drawing Sheets



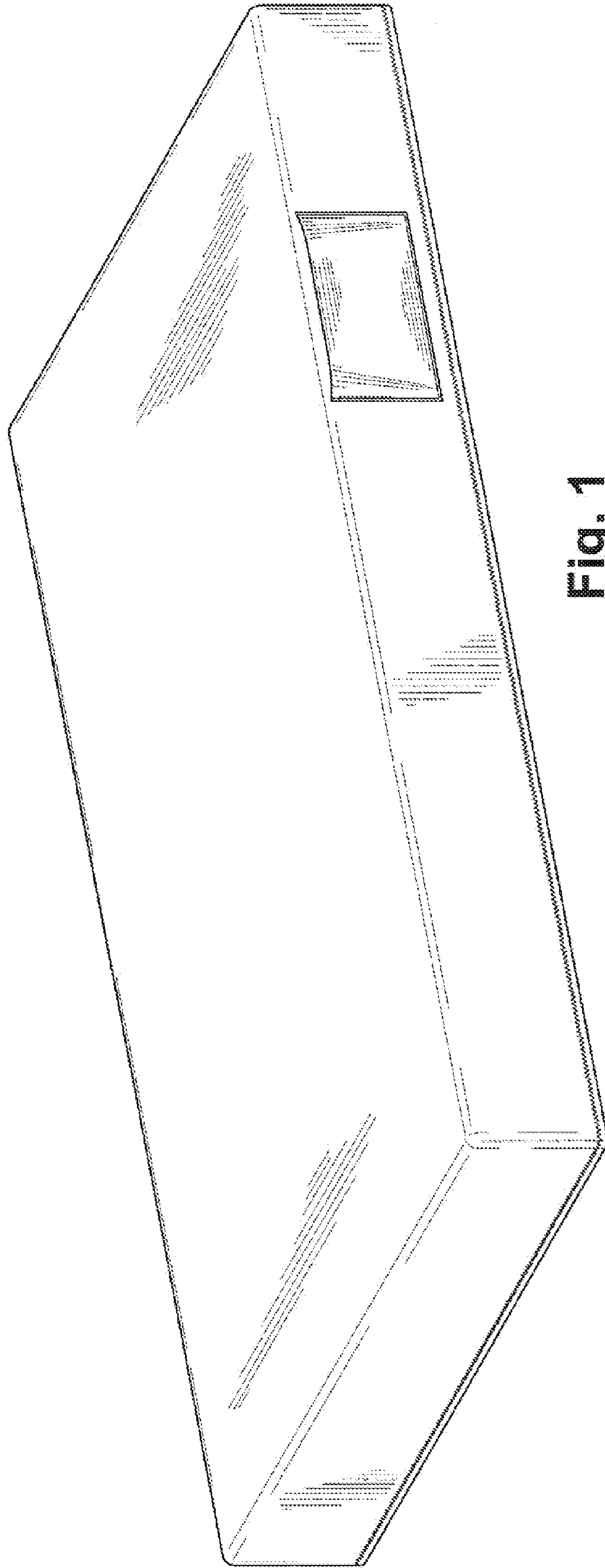


Fig. 1




Fig. 2




Fig. 3




Fig. 4




Fig. 5