



US00D634557S

(12) **United States Design Patent**
Lewis

(10) **Patent No.:** **US D634,557 S**

(45) **Date of Patent:** **** *Mar. 22, 2011**

(54) **MIRROR**

(75) Inventor: **Sally Sirkin Lewis**, Beverly Hills, CA
(US)

(73) Assignee: **J. Robert Scott, Inc.**, Inglewood, CA
(US)

(*) Notice: This patent is subject to a terminal disclaimer.

(**) Term: **14 Years**

(21) Appl. No.: **29/312,752**

(22) Filed: **Nov. 12, 2008**

(51) **LOC (9) Cl.** **06-07**

(52) **U.S. Cl.** **D6/300**

(58) **Field of Classification Search** D6/300-314;
451/526; 428/132; 40/700, 711, 714-716,
40/721, 722, 725, 735, 745, 765, 780, 790,
40/798

See application file for complete search history.

(56) **References Cited**

U.S. PATENT DOCUMENTS

D464,808 S * 10/2002 Martinez D6/300
D521,916 S * 5/2006 Spencer D12/193
D560,368 S * 1/2008 Donat D6/300
2007/0124978 A1* 6/2007 Donat 40/798
* cited by examiner

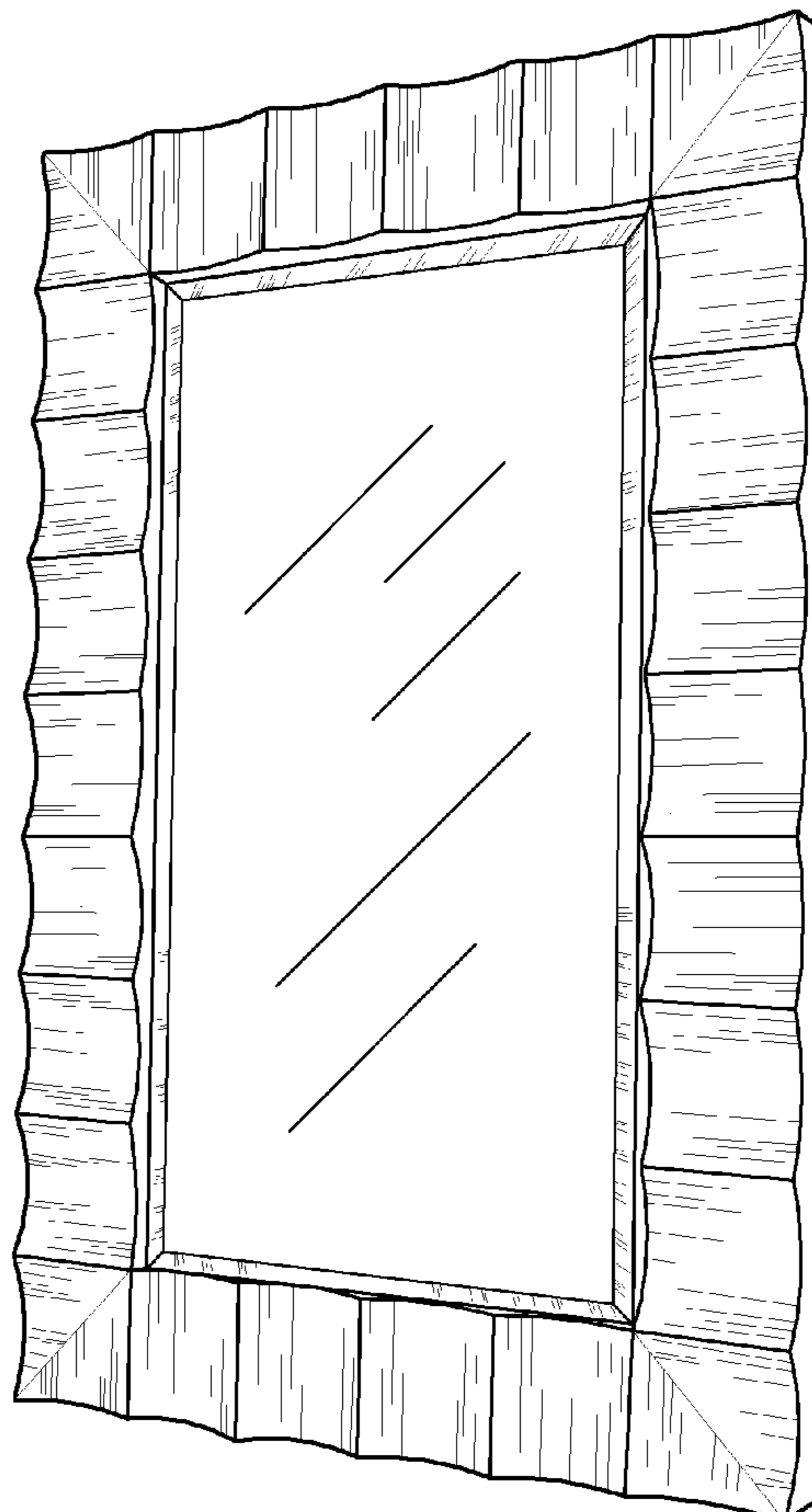
Primary Examiner — Philip S Hyder
Assistant Examiner — Sydney R Buffalow
(74) *Attorney, Agent, or Firm* — Cox Smith Matthews Incorporated

(57) **CLAIM**
The ornamental design for a mirror, as shown and described.

DESCRIPTION

FIG. 1 is a perspective view of the mirror of my design;
FIG. 2 is a top view of the mirror;
FIG. 3 is a front view of the mirror;
FIG. 4 is a bottom view of the mirror;
FIG. 5 is right side facing view of the mirror (the left side facing view, being a mirror image of the right side facing view, is not shown); and,
FIG. 6 is a back view of the mirror. The broken lines shown on the drawing are for environmental purposes only and form no part of the claimed design.

1 Claim, 3 Drawing Sheets



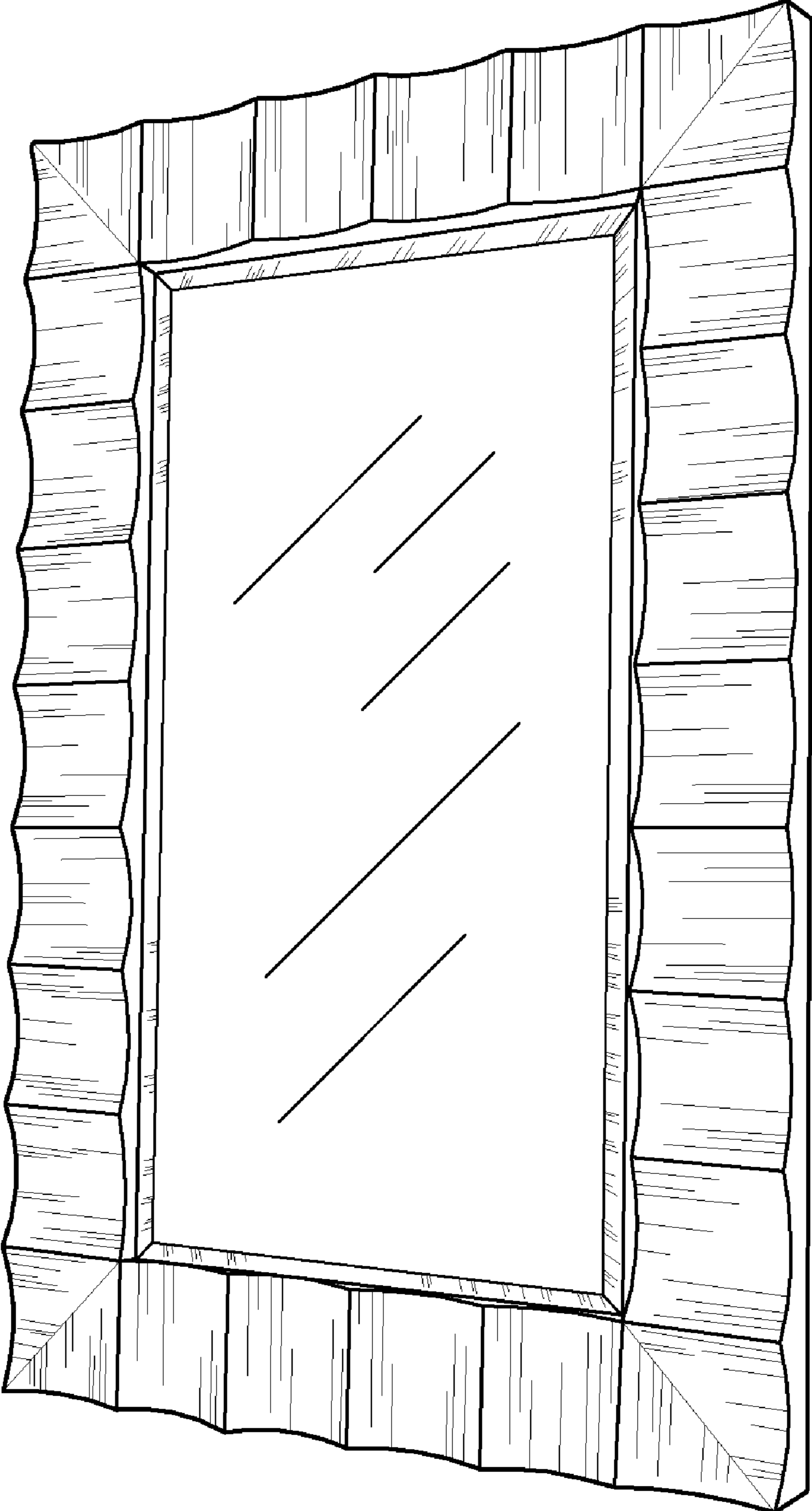


FIG. 1




FIG. 2

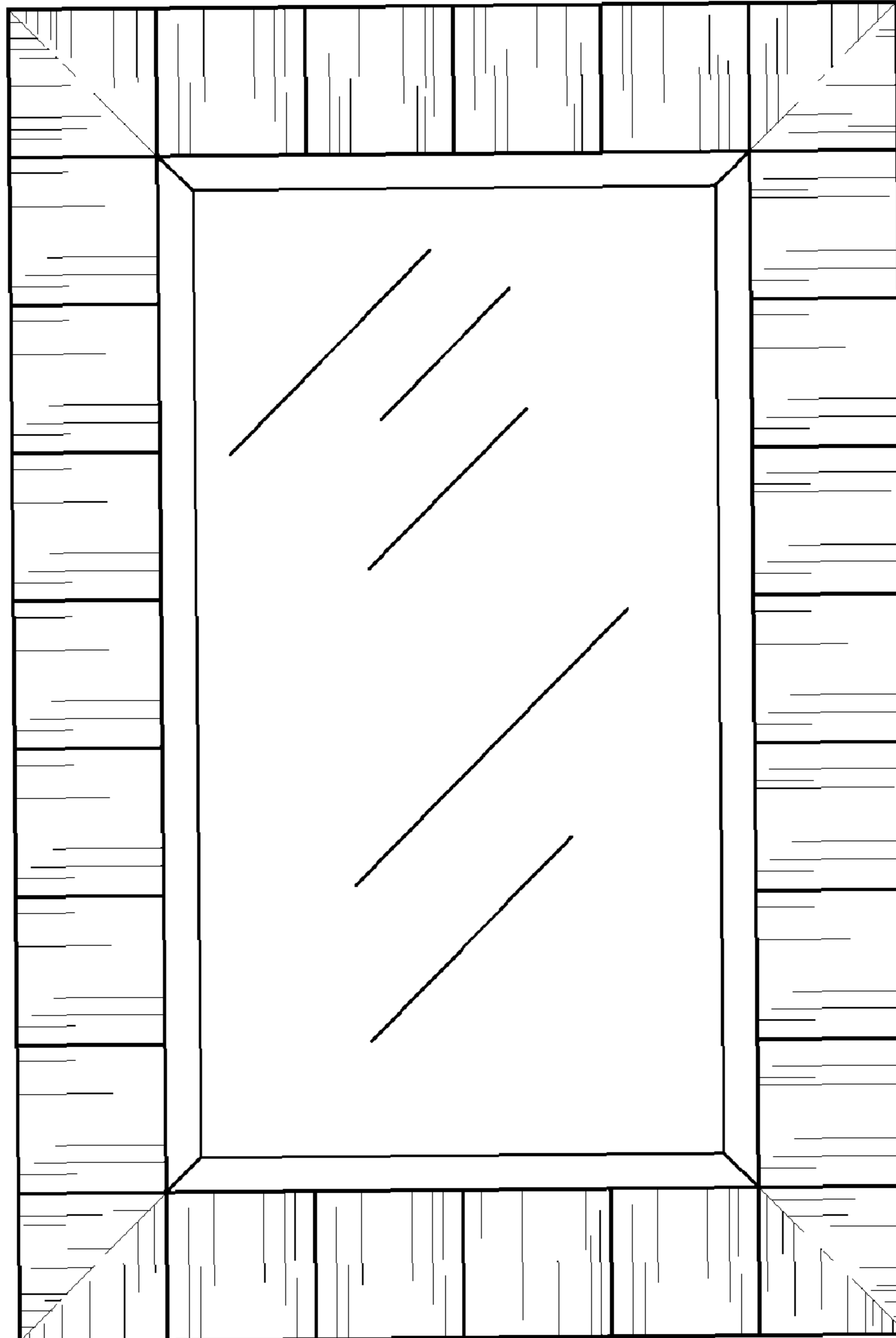


FIG. 3



FIG. 4



FIG. 5

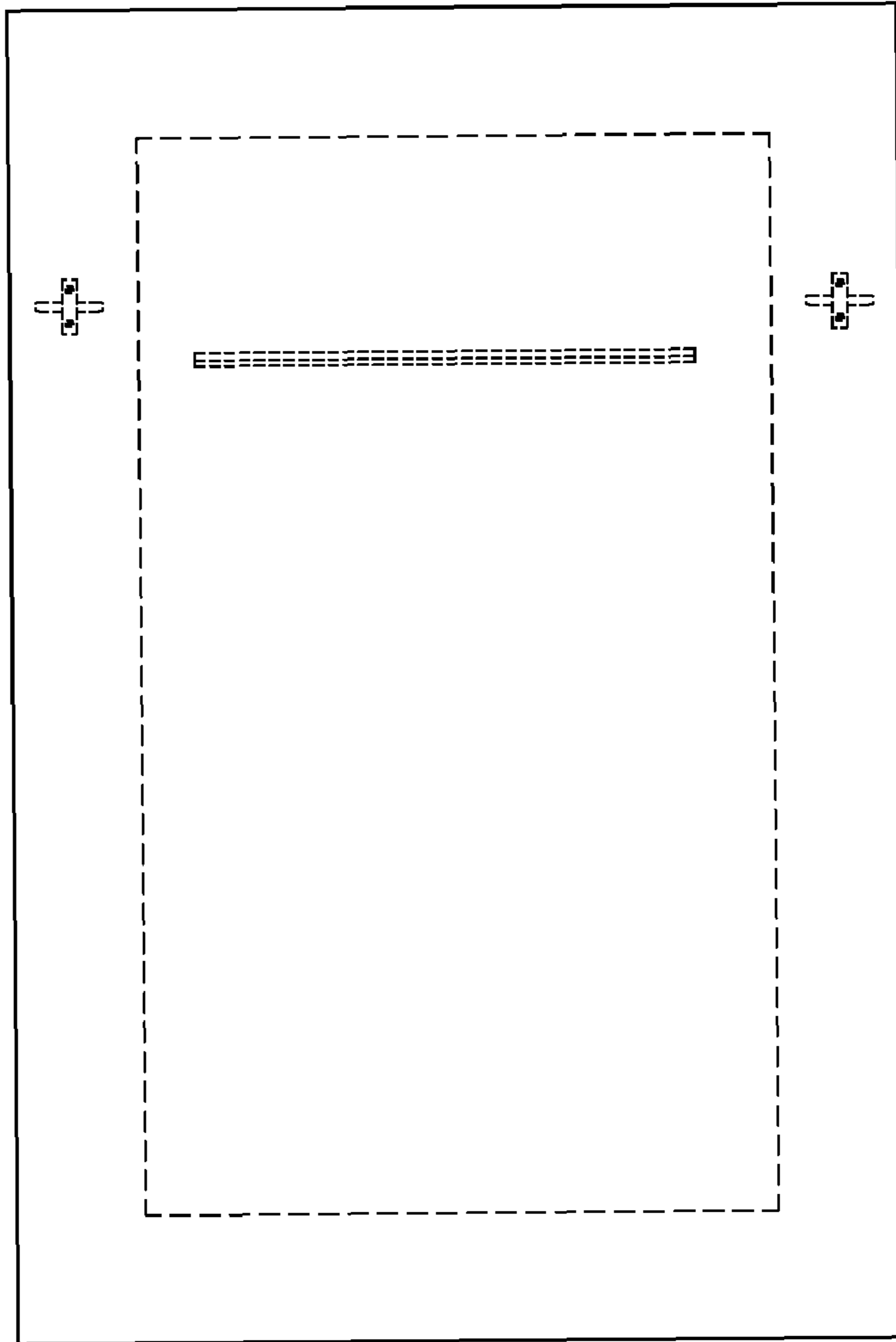


FIG. 6