

US00D634534S

(12) **United States Design Patent**
McMillan

(10) **Patent No.:** **US D634,534 S**

(45) **Date of Patent:** **** Mar. 22, 2011**

(54) **SHOE UPPER**

(75) Inventor: **Graeme McMillan**, Portland, OR (US)

(73) Assignee: **Nike, Inc.**, Beaverton, OR (US)

(**) Term: **14 Years**

(21) Appl. No.: **29/381,552**

(22) Filed: **Dec. 20, 2010**

(51) **LOC (9) Cl.** **02-99**

(52) **U.S. Cl.** **D2/972**

(58) **Field of Classification Search** D2/896,
D2/902, 906-908, 943, 944, 969, 972-974;
36/45-49, 50.1, 77 M, 77 R, 83, 88, 113,
36/114, 126-131

See application file for complete search history.

(56) **References Cited**

U.S. PATENT DOCUMENTS

D233,805 S	*	12/1974	Kubo	D2/902
D320,689 S	*	10/1991	Smith	D2/969
D332,521 S		1/1993	McDonald		
D333,033 S		2/1993	Bailey		
D333,721 S		3/1993	Hatfield		
D342,821 S		1/1994	Avar		
D515,299 S		2/2006	Burg		
D517,298 S		3/2006	James		
D517,300 S		3/2006	Carr et al.		
D527,888 S	*	9/2006	Link	D2/972
D538,024 S		3/2007	Belley et al.		
D545,552 S	*	7/2007	Petrie	D2/972
D546,547 S	*	7/2007	Harlow	D2/972
D548,940 S		8/2007	Hulbert		
D548,941 S		8/2007	Hulbert		
D556,993 S	*	12/2007	Douglas	D2/969
D564,197 S	*	3/2008	Matis	D2/969
D570,086 S		6/2008	McDowell		

D573,782 S		7/2008	Link		
D573,783 S		7/2008	Link		
D574,587 S		8/2008	McDowell		
D576,381 S		9/2008	Weber		
D576,383 S		9/2008	Weber		
D577,888 S	*	10/2008	Horne et al.	D2/969
D578,293 S	*	10/2008	Duffy et al.	D2/969
D582,647 S		12/2008	St-Louis et al.		

OTHER PUBLICATIONS

Nike Footwear Catalog, Fall 2002 pp. W60 and M79; published Nov. 2001.

Nike Footwear Catalog, Holiday 2006 p. W138; published Mar. 2006.

Nike Footwear Catalog, Late Spring 2006 p. W8; published Sep. 2005.

Nike Footwear Catalog, Spring 2011 Men's Footwear Performance p. 14; published May 2010.

* cited by examiner

Primary Examiner — Dominic Simone

(74) *Attorney, Agent, or Firm* — Banner & Witcoff, Ltd.

(57) **CLAIM**

The ornamental design for a shoe upper, as shown and described.

DESCRIPTION

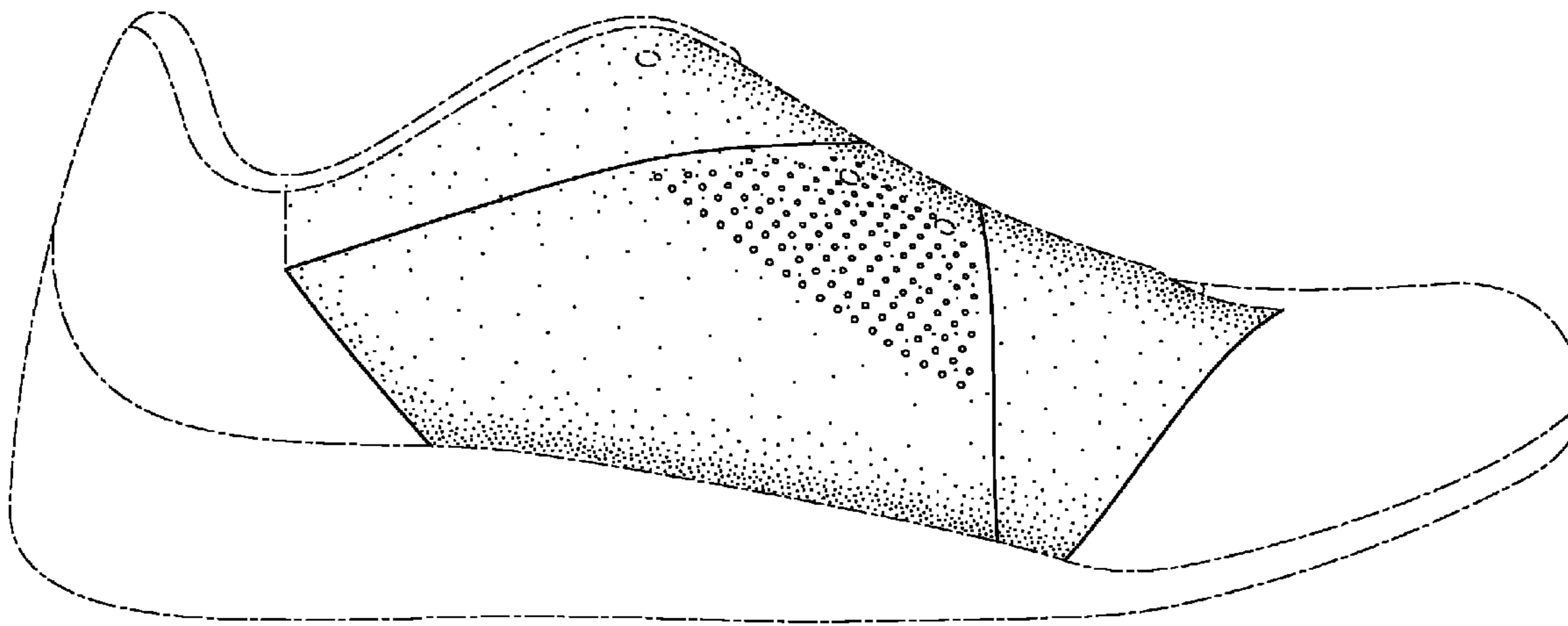
FIG. 1 is a front perspective view of a shoe upper showing my new design;

FIG. 2 is a side view thereof; and,

FIG. 3 is a rear perspective view thereof.

The broken lines immediately adjacent to the shaded area represent unclaimed boundaries of the design. The broken lines showing the three eyelet regions and the remainder of the shoe are for environmental purposes only and form no part of the claimed design.

1 Claim, 3 Drawing Sheets



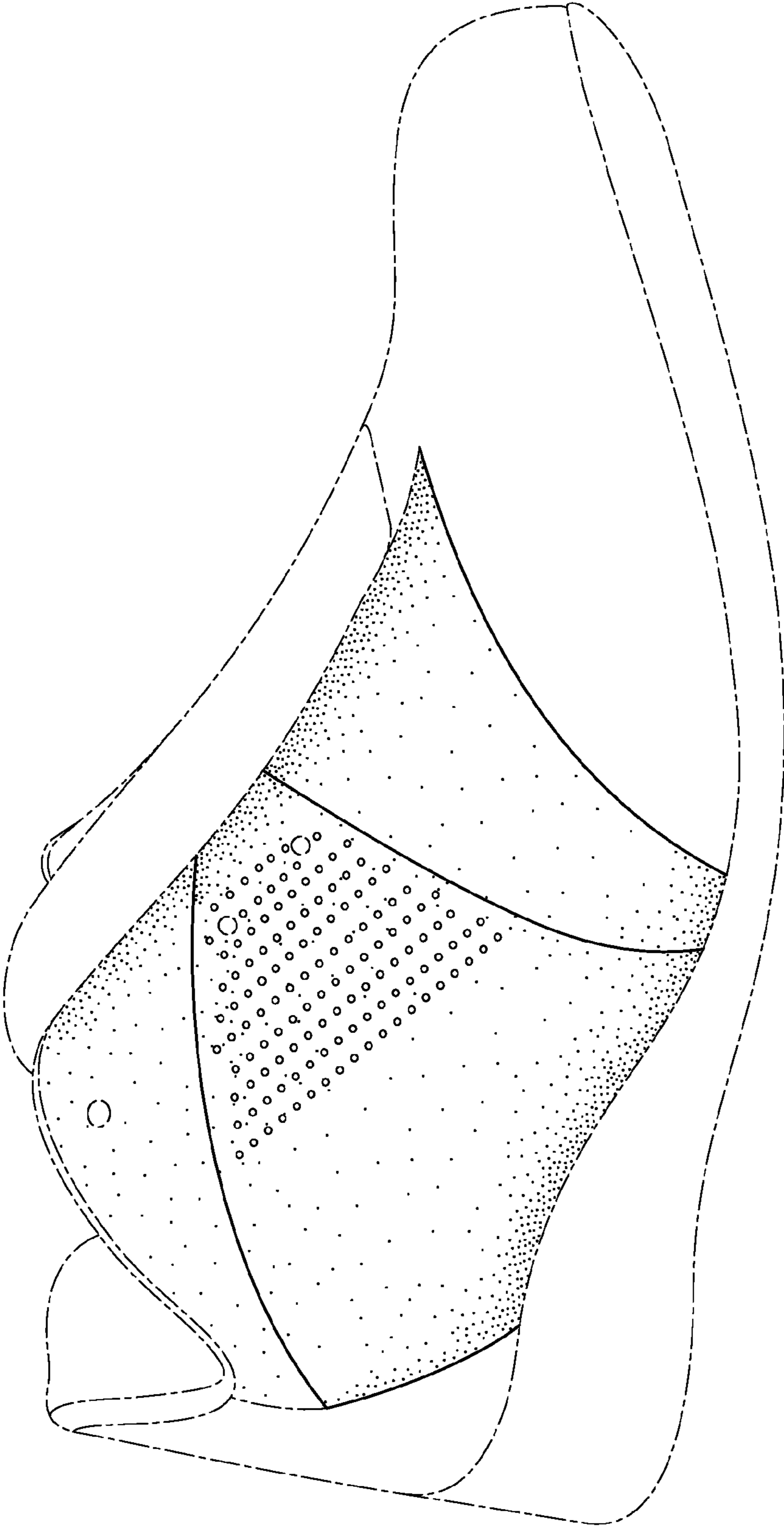


FIG. 1

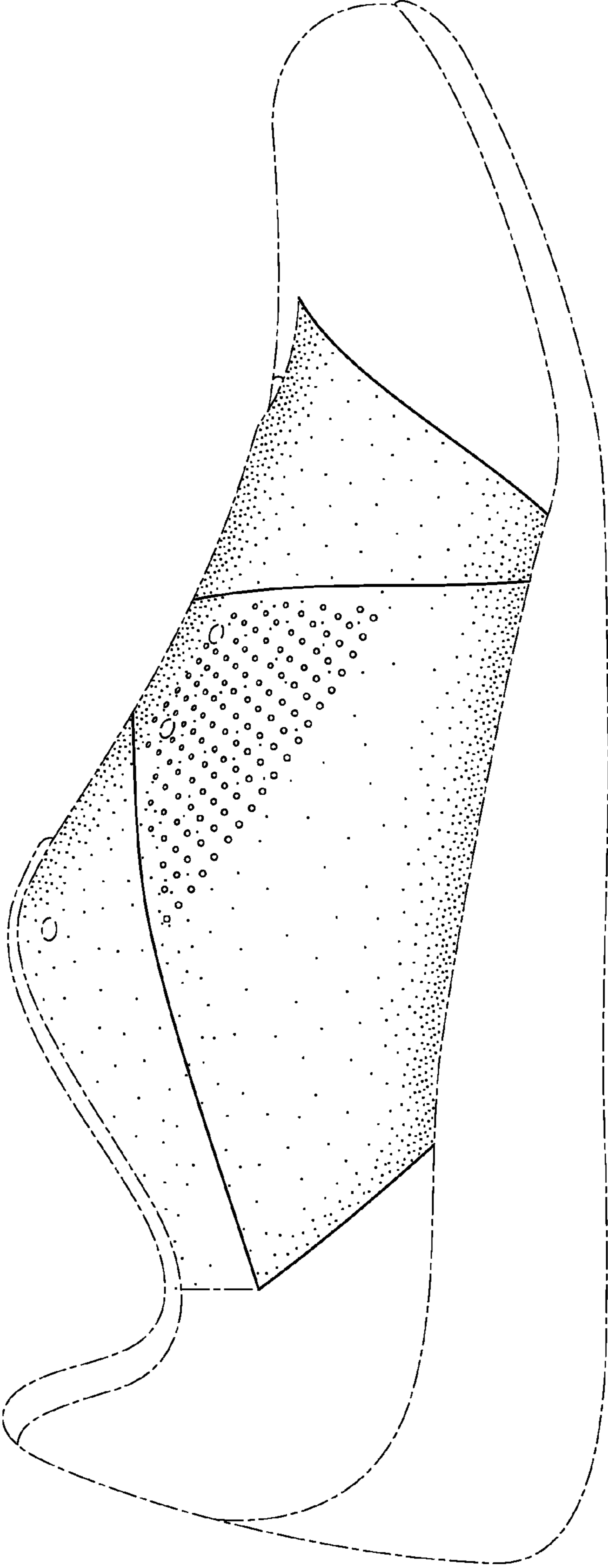


FIG. 2

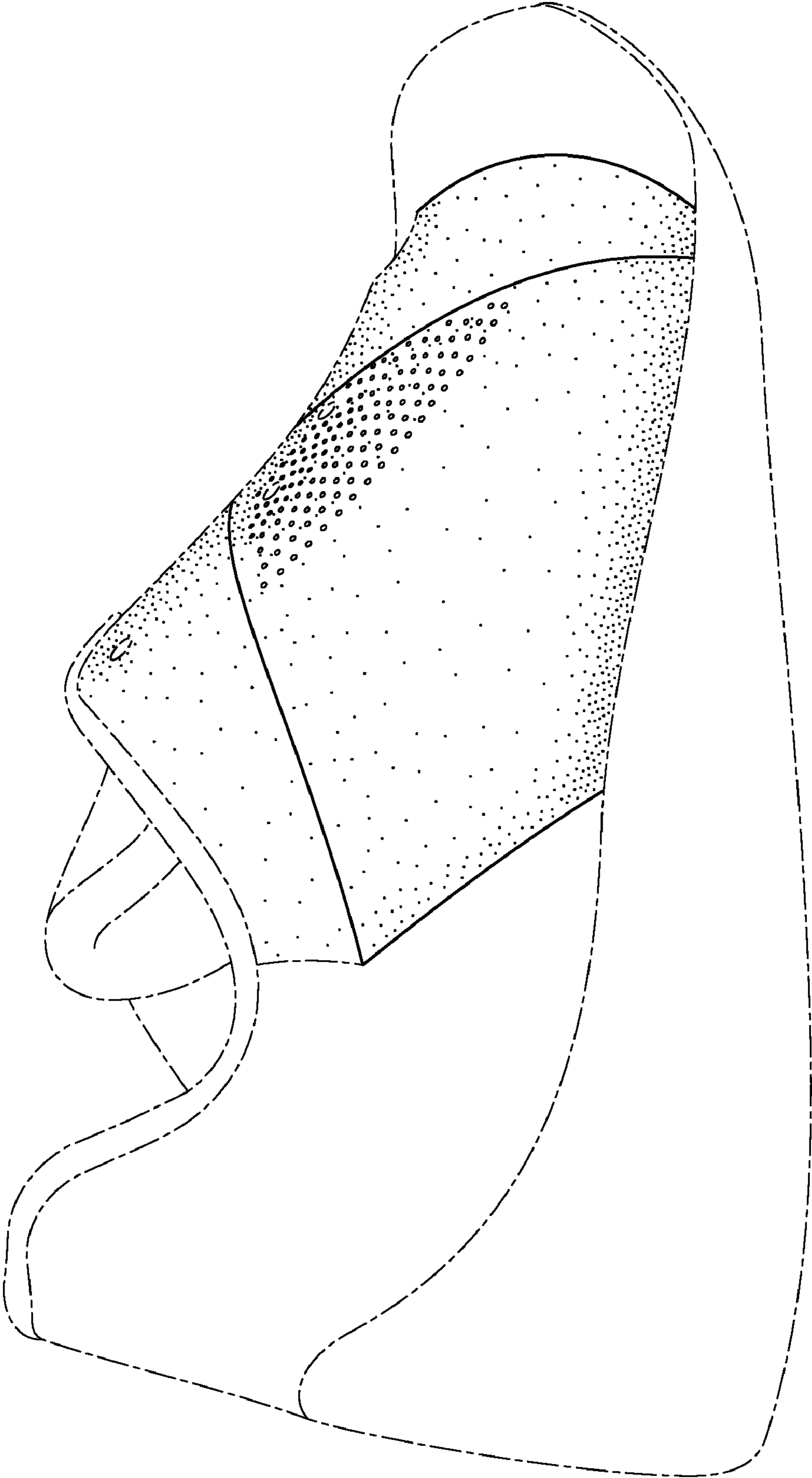


FIG. 3