



US00D634526S

(12) **United States Design Patent**
Ng

(10) **Patent No.:** **US D634,526 S**

(45) **Date of Patent:** **** Mar. 22, 2011**

(54) **FOOTWEAR OUTSOLE**

(75) Inventor: **Natalie Ng**, Santa Barbara, CA (US)

(73) Assignee: **Deckers Outdoor Corporation**, Goleta, CA (US)

(**) Term: **14 Years**

(21) Appl. No.: **29/378,523**

(22) Filed: **Nov. 5, 2010**

(51) **LOC (9) Cl.** **02-04**

(52) **U.S. Cl.** **D2/953; D2/957**

(58) **Field of Classification Search** D2/902,
D2/906, 908, 916, 918, 925, 946, 947, 950-962,
D2/977; 36/3 B, 22 R, 24.5, 25 R, 28, 32 R,
36/34 R, 59 C, 67 A, 103
See application file for complete search history.

(56) **References Cited**

U.S. PATENT DOCUMENTS

D16,018 S *	4/1885	Elliott	D2/959
354,693 A *	12/1886	Dick	36/3 B
D185,116 S *	5/1959	Bingham et al.	D2/957
D244,967 S *	7/1977	Famolare, Jr.	D2/955
D278,851 S *	5/1985	Austin	D2/959
D287,663 S	1/1987	Yung-Mao		
D290,184 S *	6/1987	Boswell	D2/957
D302,625 S *	8/1989	Austin	D2/957
D329,132 S	9/1992	Ostberg		
D463,901 S	10/2002	Adams		
D479,035 S	9/2003	Adams		
D494,346 S	8/2004	Hawkins		
7,146,752 B2 *	12/2006	Pasternak et al.	36/59 R
D555,339 S	11/2007	Chang		

7,322,131 B2 *	1/2008	Yamashita et al.	36/59 R
D563,087 S *	3/2008	Nakano	D2/957
D564,191 S *	3/2008	Jensen	D2/958
D566,381 S	4/2008	Nakano		
D567,490 S *	4/2008	Campbell et al.	D2/952
D569,591 S *	5/2008	Teteriatnikov	D2/952
D577,883 S *	10/2008	Link	D2/959
D595,938 S *	7/2009	Fuchs	D2/907
D596,836 S *	7/2009	Link	D2/957
7,596,889 B2 *	10/2009	Pasternak et al.	36/59 R

FOREIGN PATENT DOCUMENTS

EM 000474341-0045 1/2006

* cited by examiner

Primary Examiner — T. Chase Nelson

(74) *Attorney, Agent, or Firm* — Greer, Burns & Crain, Ltd.

(57) **CLAIM**

The ornamental design for a footwear outsole, as shown and described.

DESCRIPTION

FIG. 1 is a perspective view of a footwear outsole showing my new design;

FIG. 2 is a bottom plan view thereof;

FIG. 3 is a top plan view thereof;

FIG. 4 is a first side elevational view thereof;

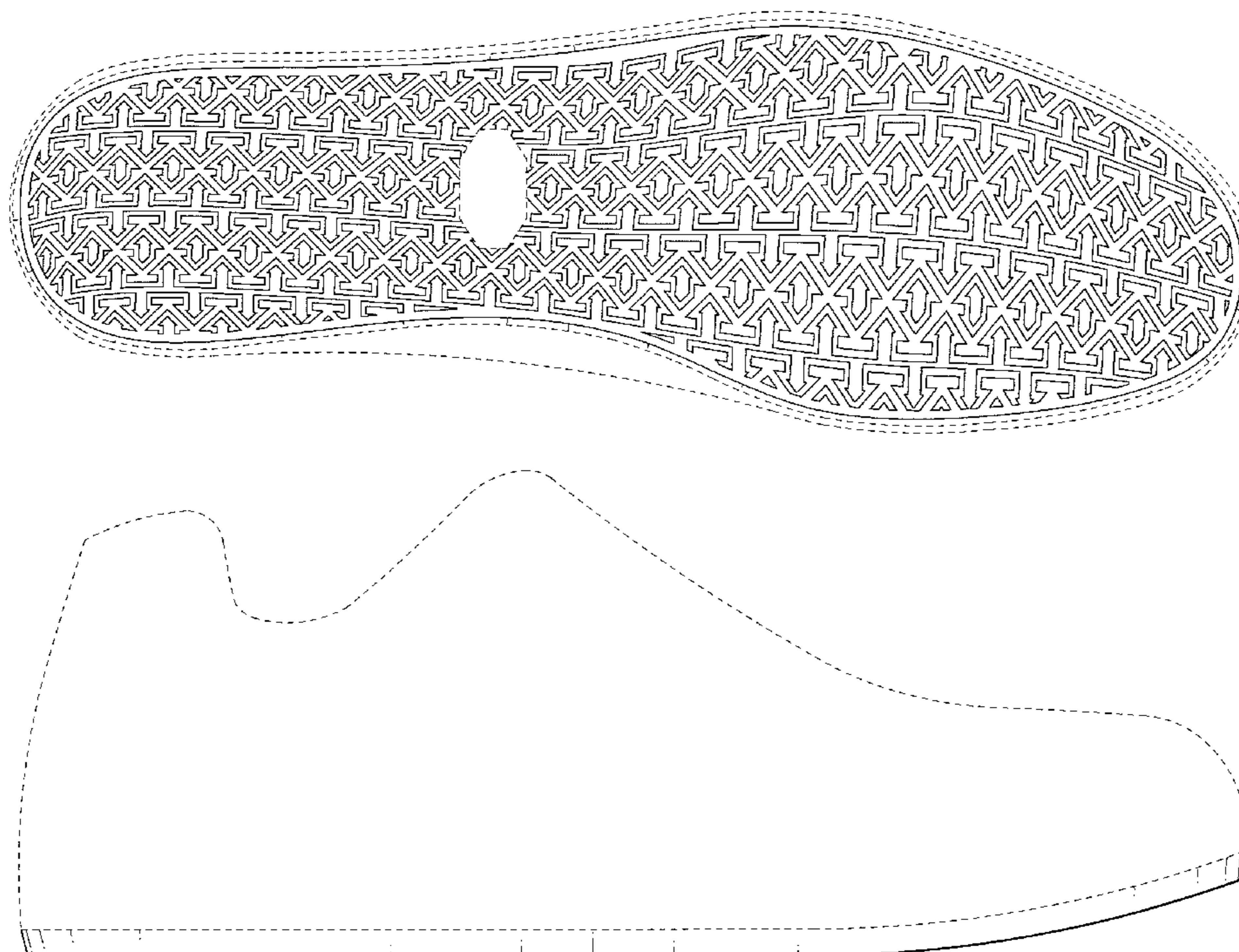
FIG. 5 is an opposite side elevational view thereof;

FIG. 6 is a front elevational view thereof; and,

FIG. 7 is a rear elevational view thereof.

The broken lines around the design in FIGS. 1-7 represent the boundary of the design, while the broken lines showing the remainder of the footwear illustrate the environment in which the design resides. The broken lines form no part of the claim.

1 Claim, 6 Drawing Sheets



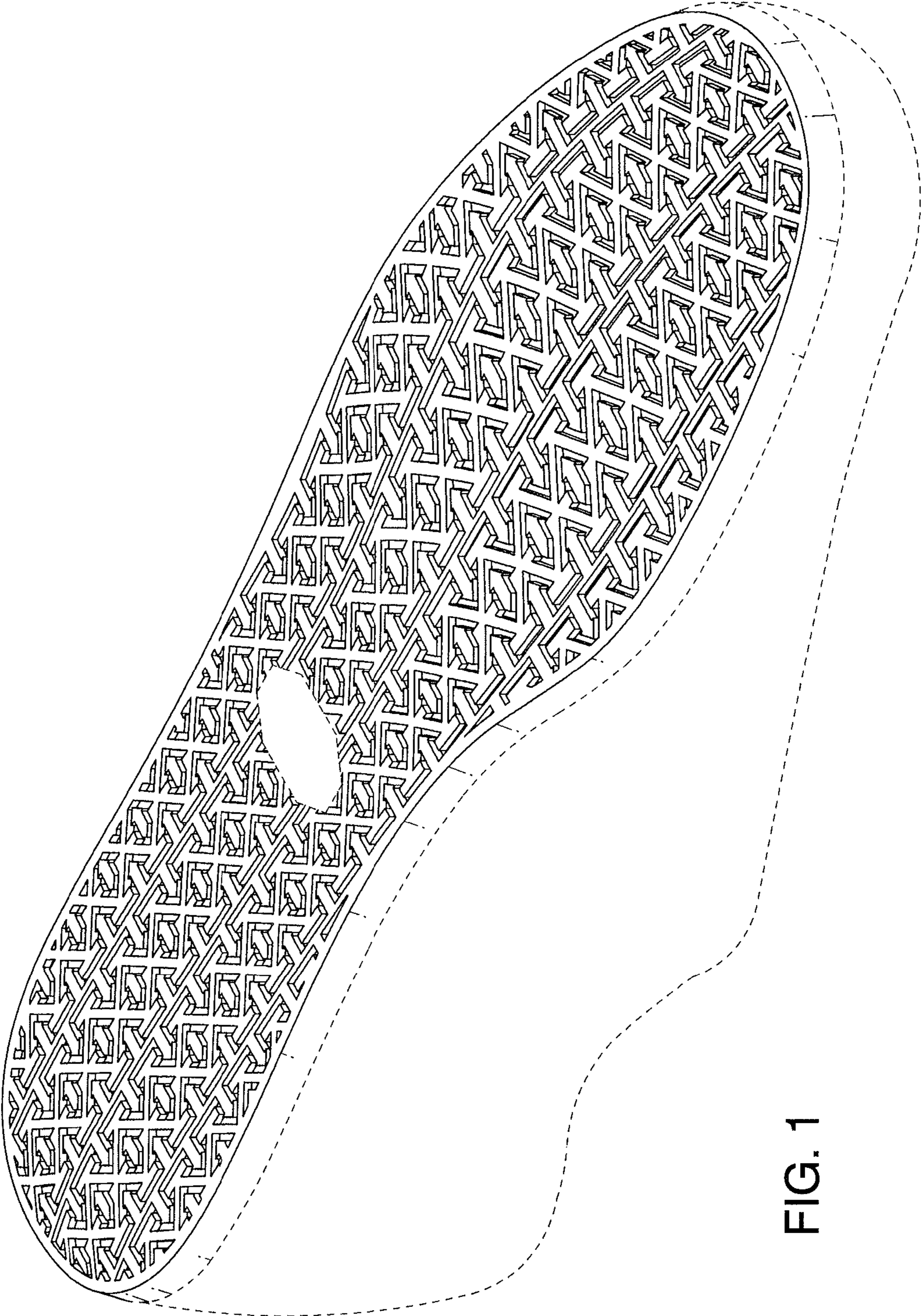


FIG. 1




FIG. 2

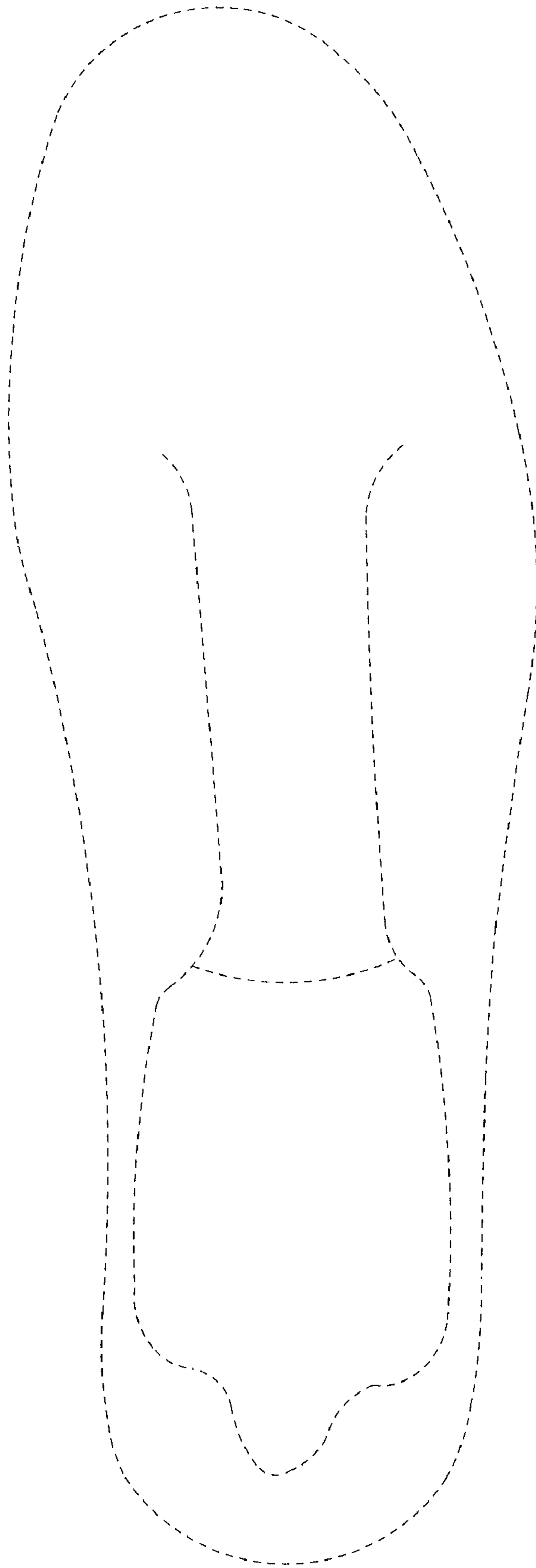


FIG. 3

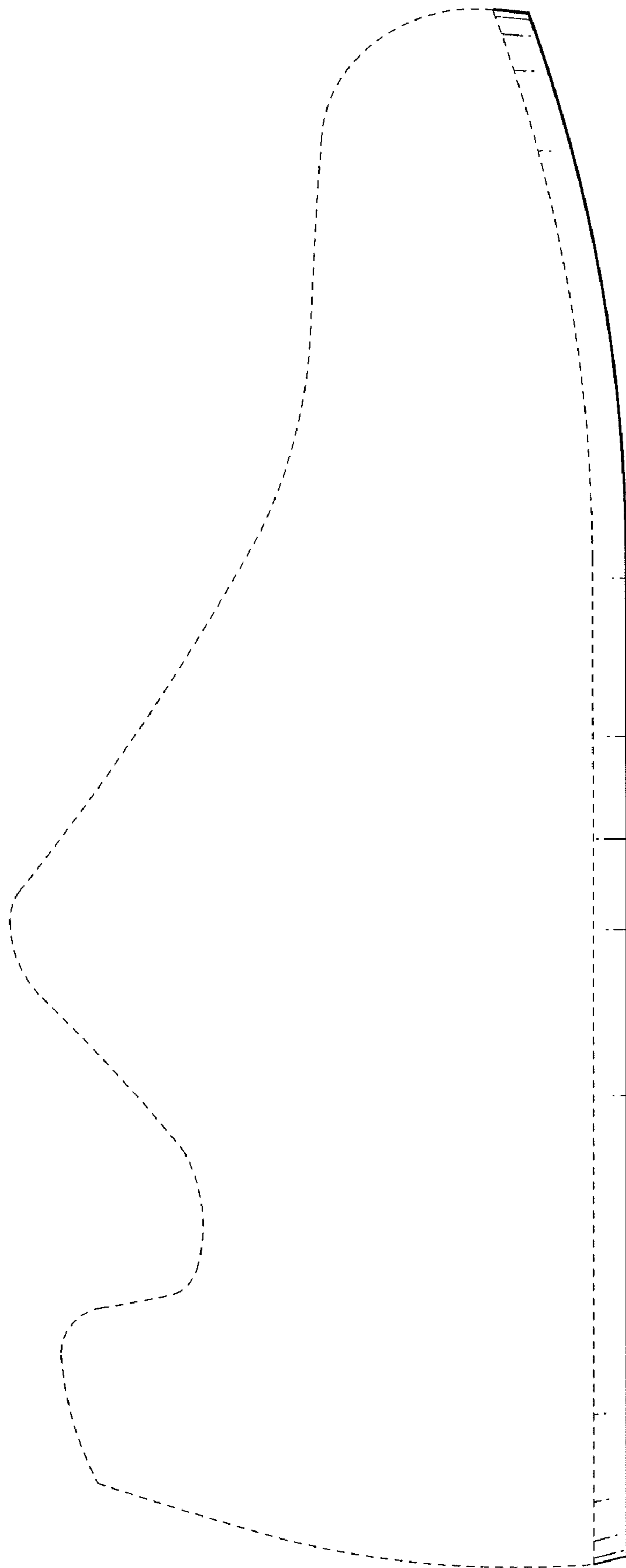


FIG. 4

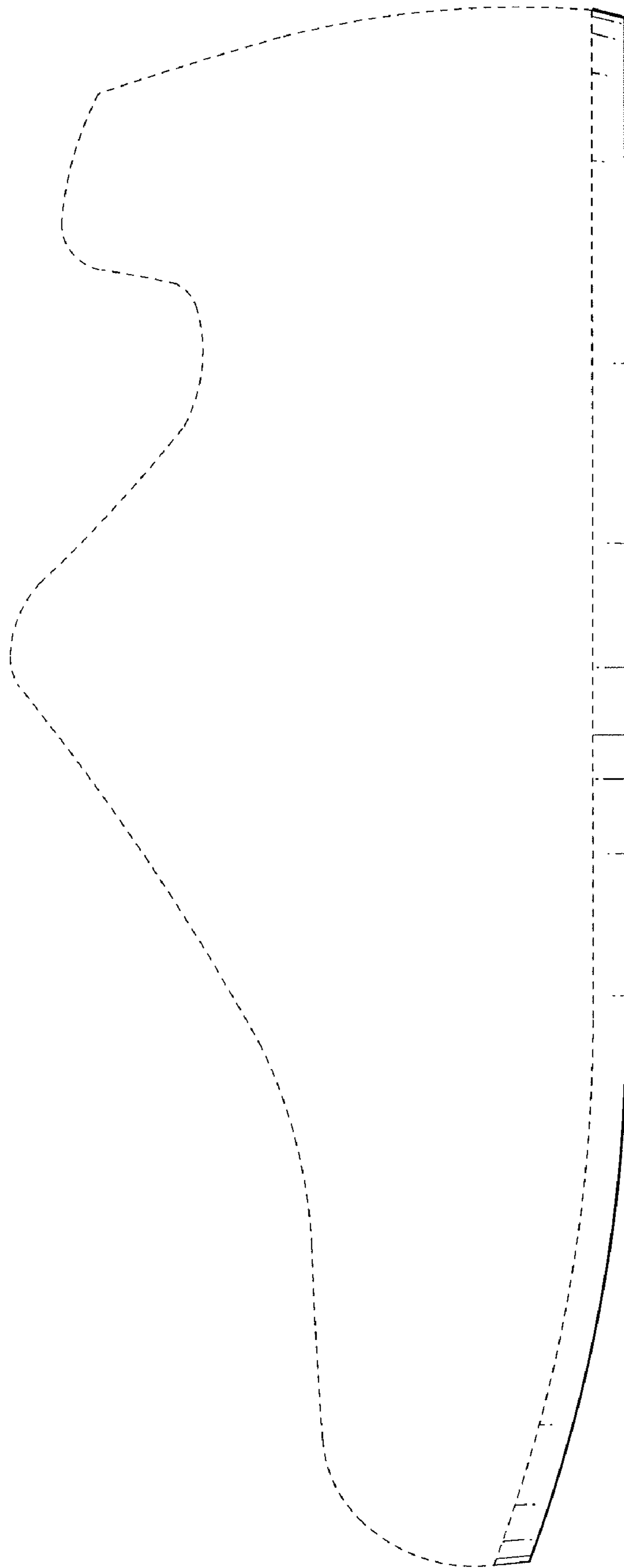


FIG. 5




FIG. 7

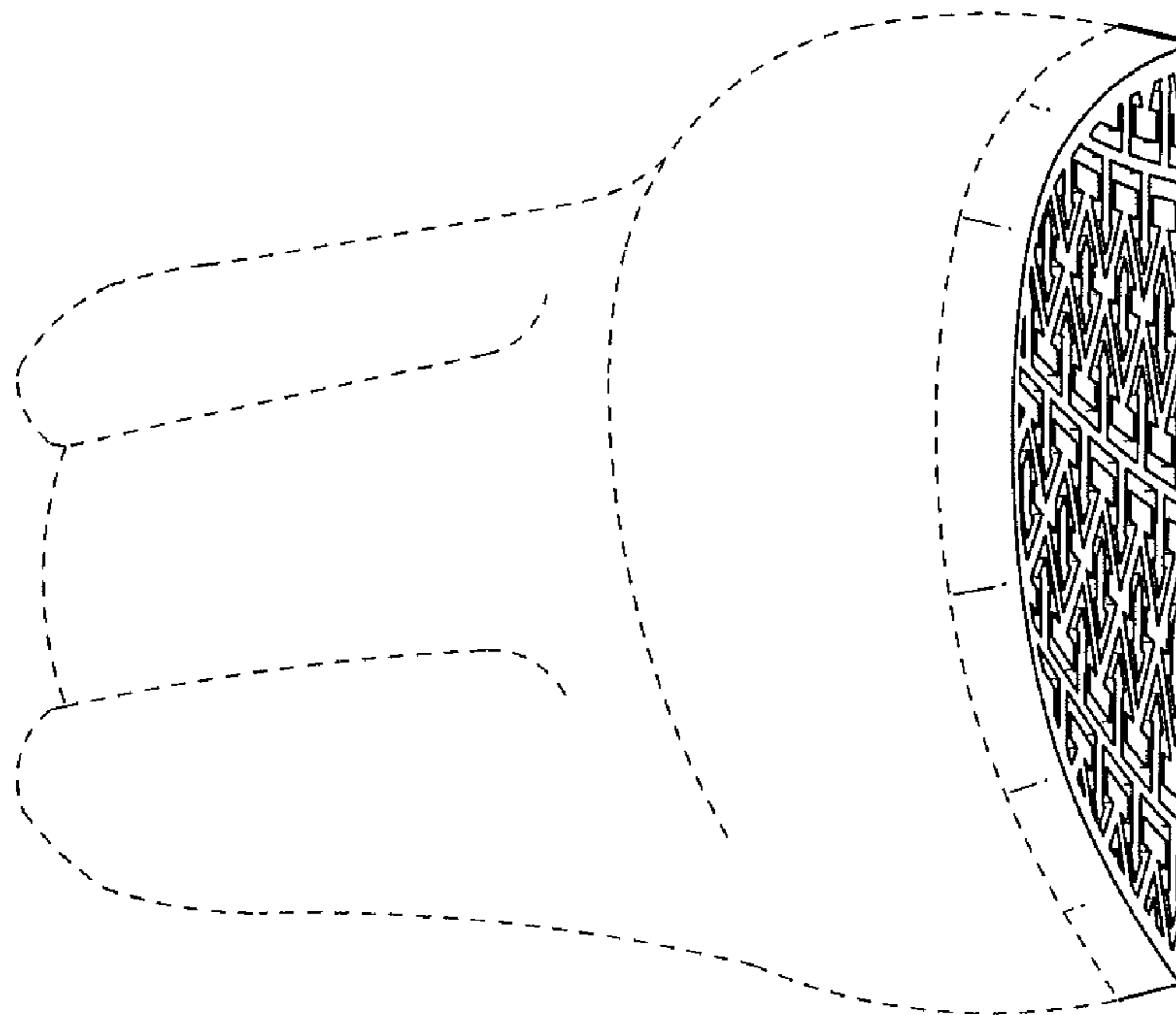


FIG. 6