



US00D634524S

(12) **United States Design Patent**
Pauk et al.

(10) **Patent No.:** **US D634,524 S**

(45) **Date of Patent:** **** Mar. 22, 2011**

(54) **SHOE**

(75) Inventors: **Matthew R. Pauk**, Boston, MA (US);
Drew W. Spieth, Somerville, MA (US)

(73) Assignee: **New Balance Athletic Shoe, Inc.**,
Boston, MA (US)

(**) **Term:** **14 Years**

(21) **Appl. No.:** **29/345,897**

(22) **Filed:** **Oct. 23, 2009**

(51) **LOC (9) Cl.** **02-04**

(52) **U.S. Cl.** **D2/947; D2/951**

(58) **Field of Classification Search** D2/947,
D2/951, 952, 953, 957, 959, 960; D25/153,
D25/156; 36/3 B, 22 R, 24.5, 25 R, 67 A,
36/59 C, 103

See application file for complete search history.

(56) **References Cited**

U.S. PATENT DOCUMENTS

| | | | | |
|-----------|-----|--------|-----------------|--------|
| 291,490 | A | 1/1884 | Buch | |
| D124,794 | S * | 1/1941 | Kavenagh et al. | D2/959 |
| D290,543 | S * | 6/1987 | Yonkers | D2/953 |
| D325,814 | S * | 5/1992 | Benatti et al. | D2/953 |
| 5,185,943 | A | 2/1993 | Tong et al. | |
| 5,337,492 | A | 8/1994 | Anderie et al. | |
| D367,952 | S * | 3/1996 | Shea | D2/908 |
| 5,720,118 | A | 2/1998 | Mayer et al. | |
| D424,286 | S * | 5/2000 | Berend | D2/953 |
| 6,216,365 | B1 | 4/2001 | Cohen | |
| 6,421,935 | B1 | 7/2002 | Barlett | |
| 6,789,332 | B1 | 9/2004 | Scholz | |
| D500,582 | S * | 1/2005 | Robbins et al. | D2/953 |
| 6,860,034 | B2 | 3/2005 | Schmid | |
| 6,944,973 | B2 | 9/2005 | Goodwin | |
| D515,791 | S * | 2/2006 | McClaskie | D2/953 |
| D524,018 | S * | 7/2006 | Deas | D2/960 |
| D527,514 | S * | 9/2006 | Cass | D2/953 |

| | | | | |
|--------------|------|---------|---------------|---------|
| D551,433 | S * | 9/2007 | Loverin | D2/953 |
| D552,333 | S * | 10/2007 | McClaskie | D2/953 |
| D554,333 | S * | 11/2007 | Belley et al. | D2/953 |
| D559,508 | S * | 1/2008 | Cintron | D2/953 |
| D571,988 | S * | 7/2008 | Dillenbeck | D2/960 |
| 7,395,616 | B2 | 7/2008 | Fallon | |
| D574,130 | S * | 8/2008 | Le | D2/956 |
| D574,585 | S * | 8/2008 | Wilken | D2/960 |
| 7,421,805 | B2 | 9/2008 | Geer | |
| D579,640 | S * | 11/2008 | Duffy | D2/953 |
| D580,638 | S * | 11/2008 | McClaskie | D2/953 |
| D596,386 | S * | 7/2009 | Brambilla | D2/953 |
| D603,150 | S * | 11/2009 | Roundhouse | D2/953 |
| 2007/0240331 | A1 | 10/2007 | Borel | |
| 2009/0178303 | A1 | 7/2009 | Hurd et al. | |
| 2009/0205224 | A1 * | 8/2009 | Rosenbaum | 36/25 R |

OTHER PUBLICATIONS

International Search Report and Written Opinion for Internation
Application No. PCT/US2010/028310, as mailed on May 19, 2010.

* cited by examiner

Primary Examiner — T. Chase Nelson

(74) *Attorney, Agent, or Firm* — W. Gary Dewar

(57) **CLAIM**

The ornamental design for a shoe, as shown and described.

DESCRIPTION

FIG. 1 is a top perspective view of a shoe showing the new
design;

FIG. 2 is a right side view of the shoe depicted in FIG. 1;

FIG. 3 is a left side view of the shoe depicted in FIG. 1;

FIG. 4 is a bottom plan view of the shoe depicted in FIG. 1;

FIG. 5 is a top plan view of the shoe depicted in FIG. 1;

FIG. 6 is a front view of the shoe depicted in FIG. 1; and,

FIG. 7 is a rear view of the shoe depicted in FIG. 1.

The broken lines shown throughout the views illustrate por-
tions of the article that form no part of the claim.

1 Claim, 6 Drawing Sheets

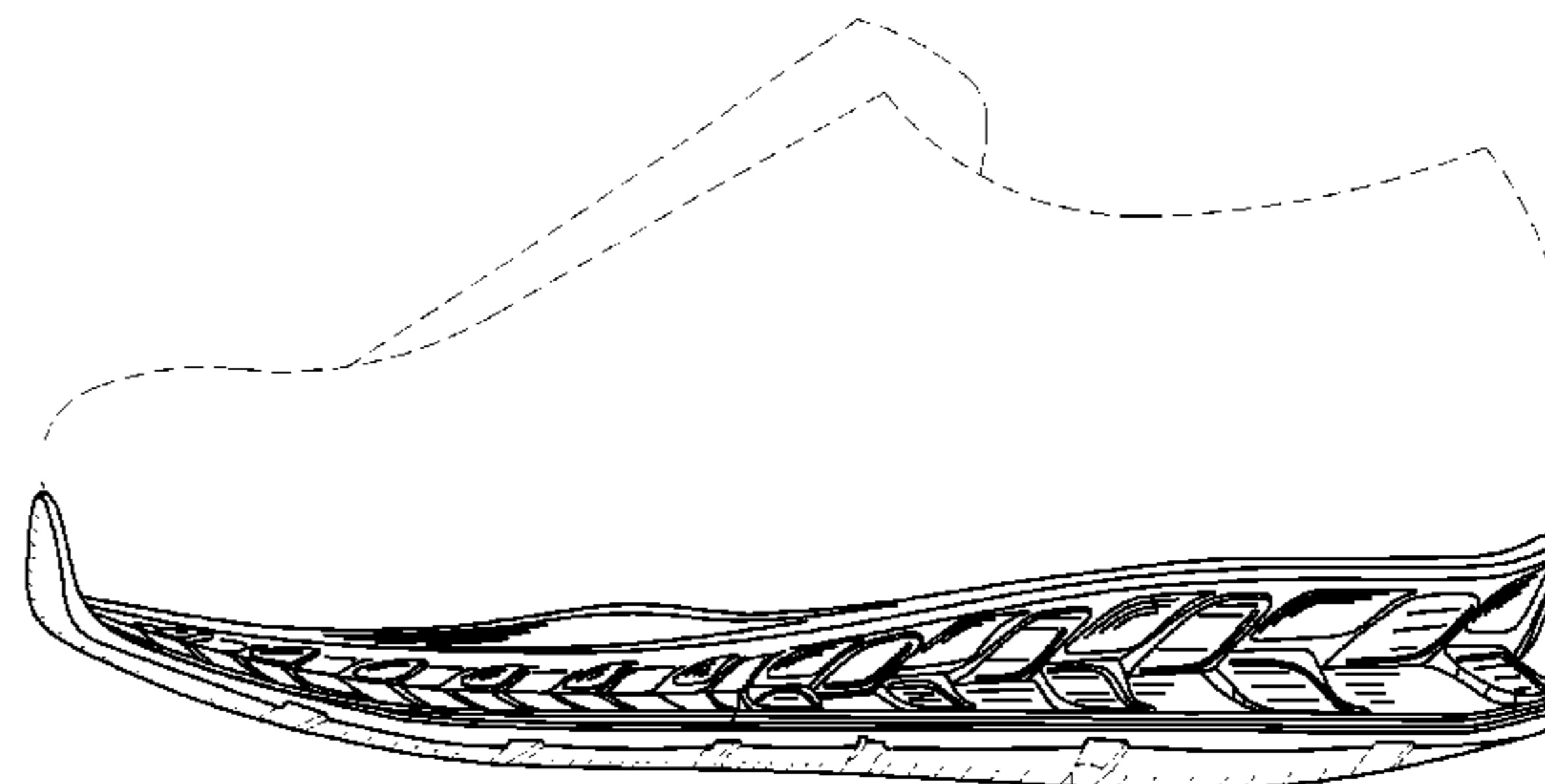
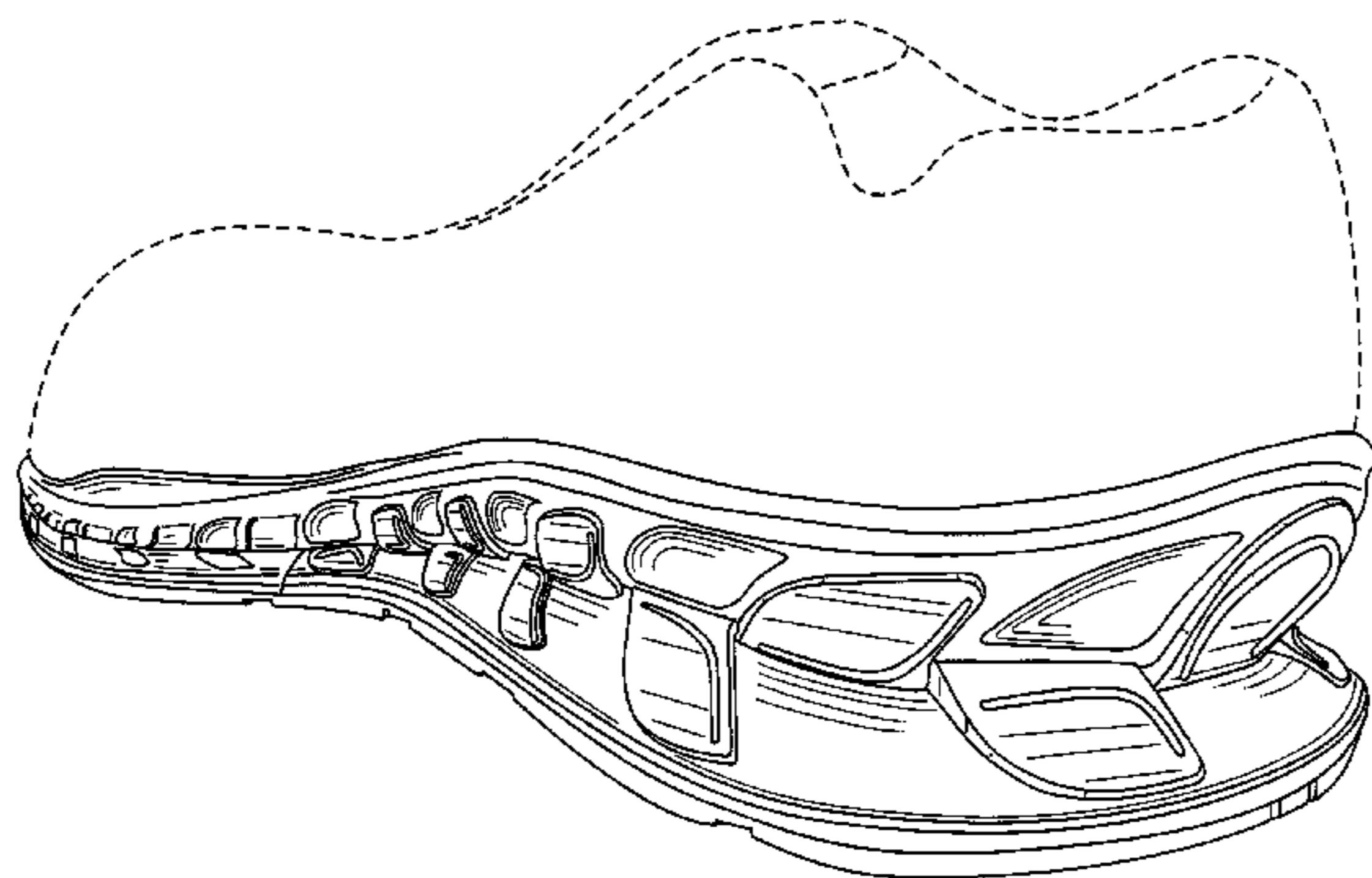


Fig. 1

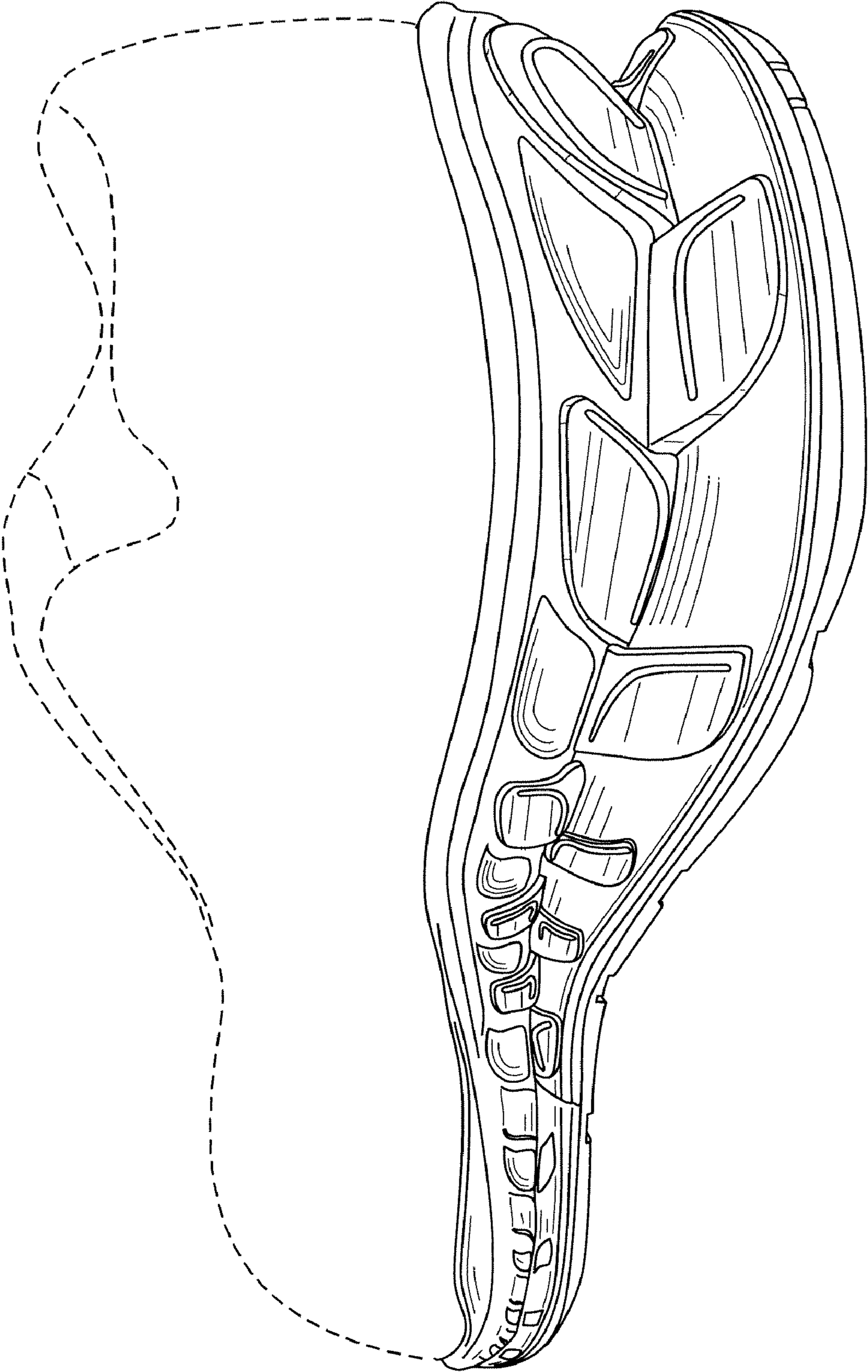


Fig. 2

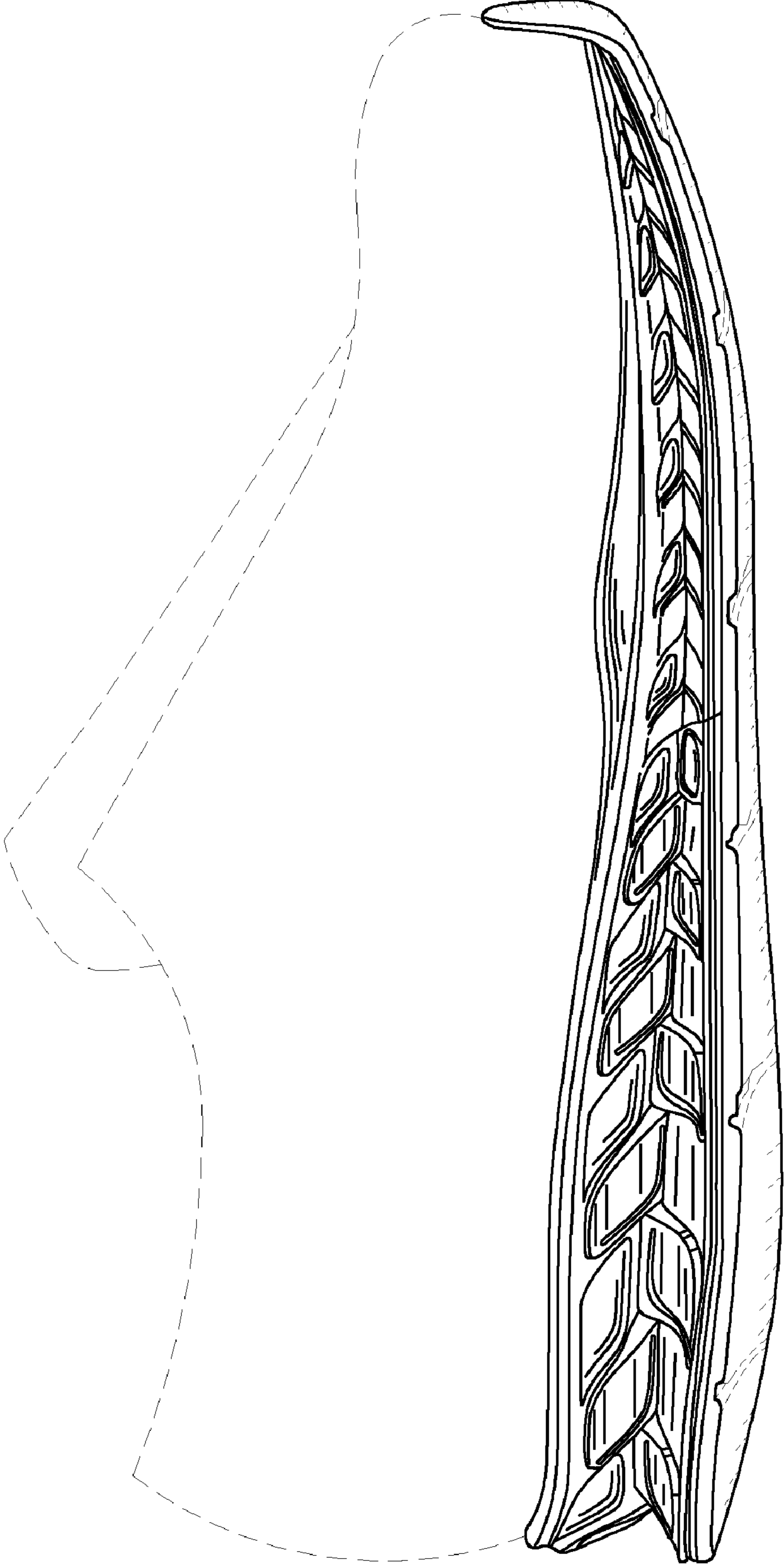


Fig. 3

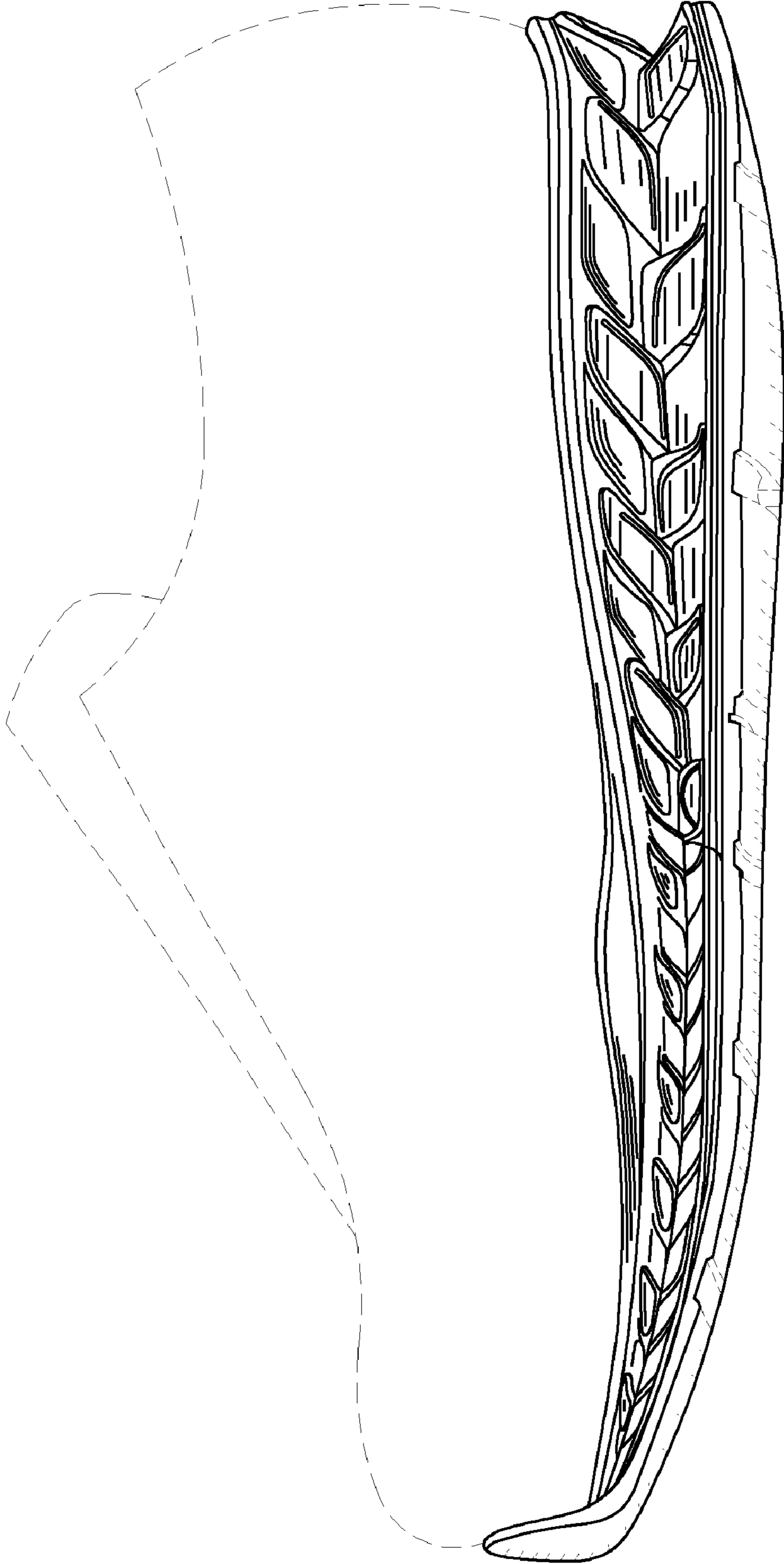


Fig. 4

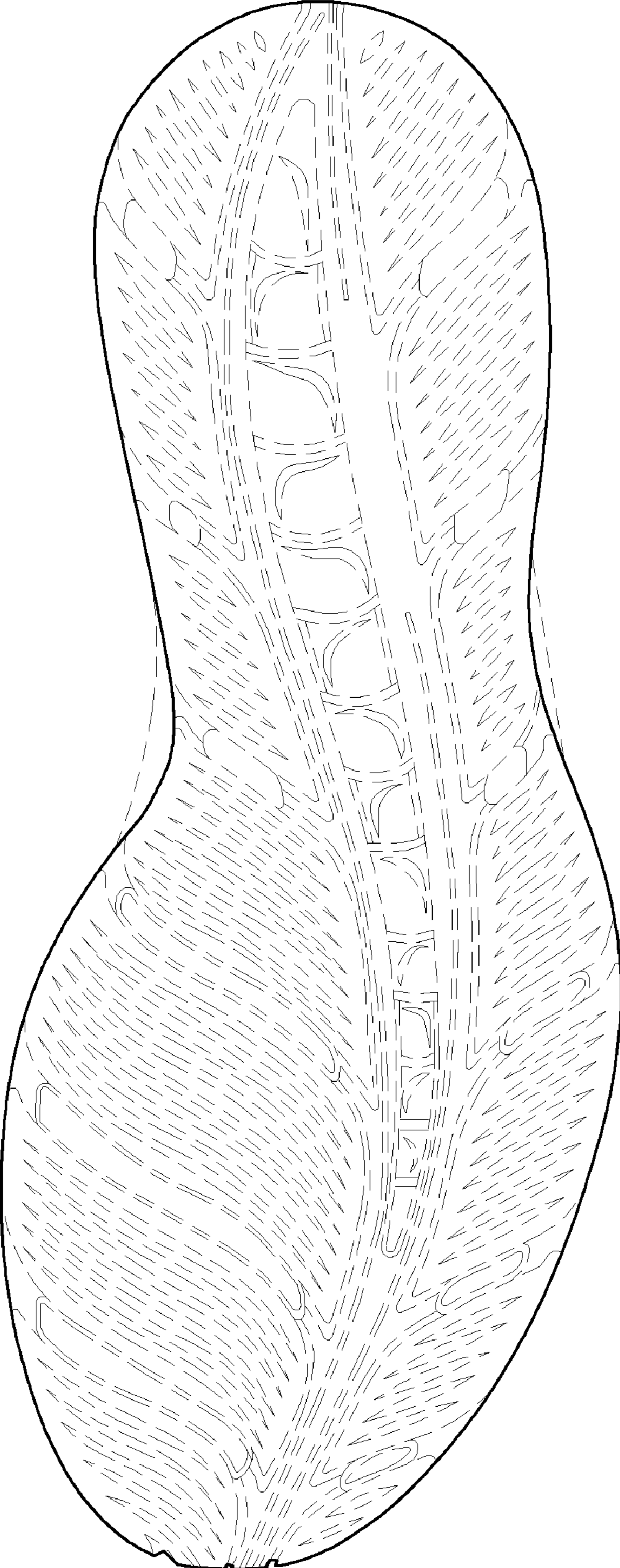


Fig. 5

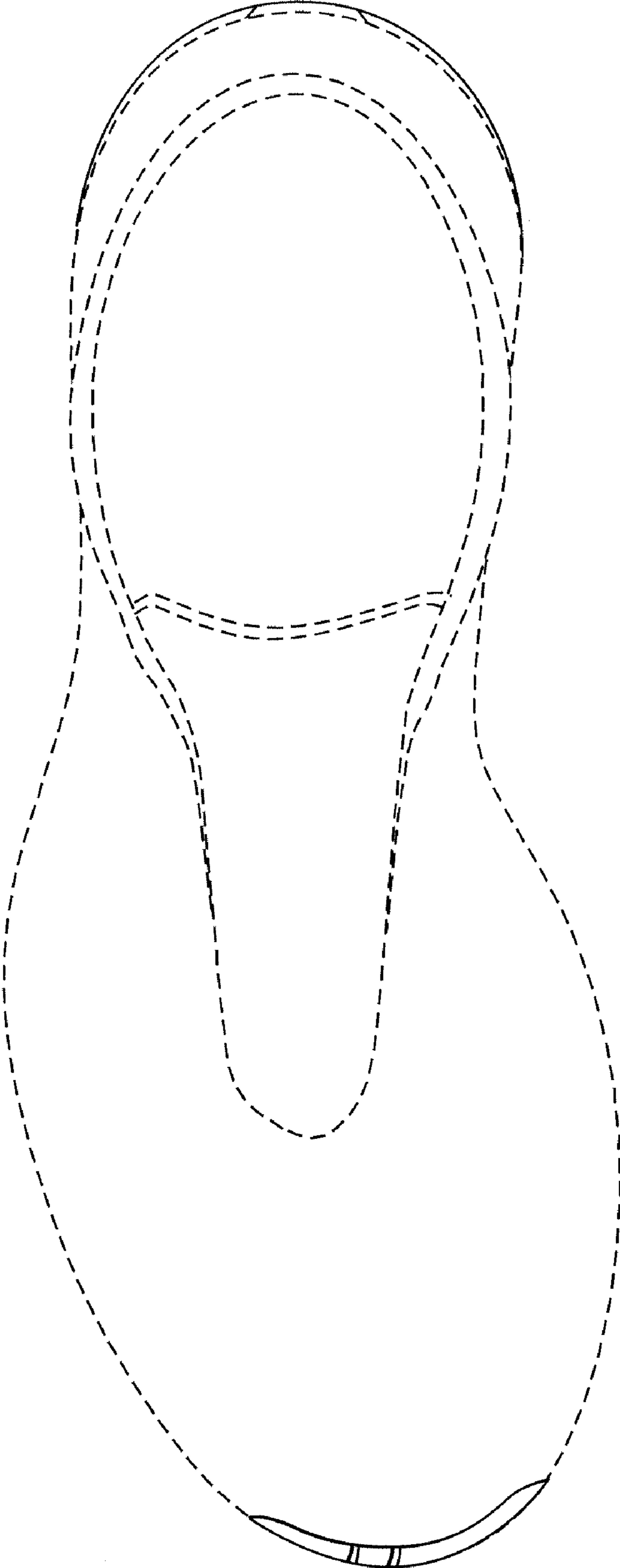


Fig. 6

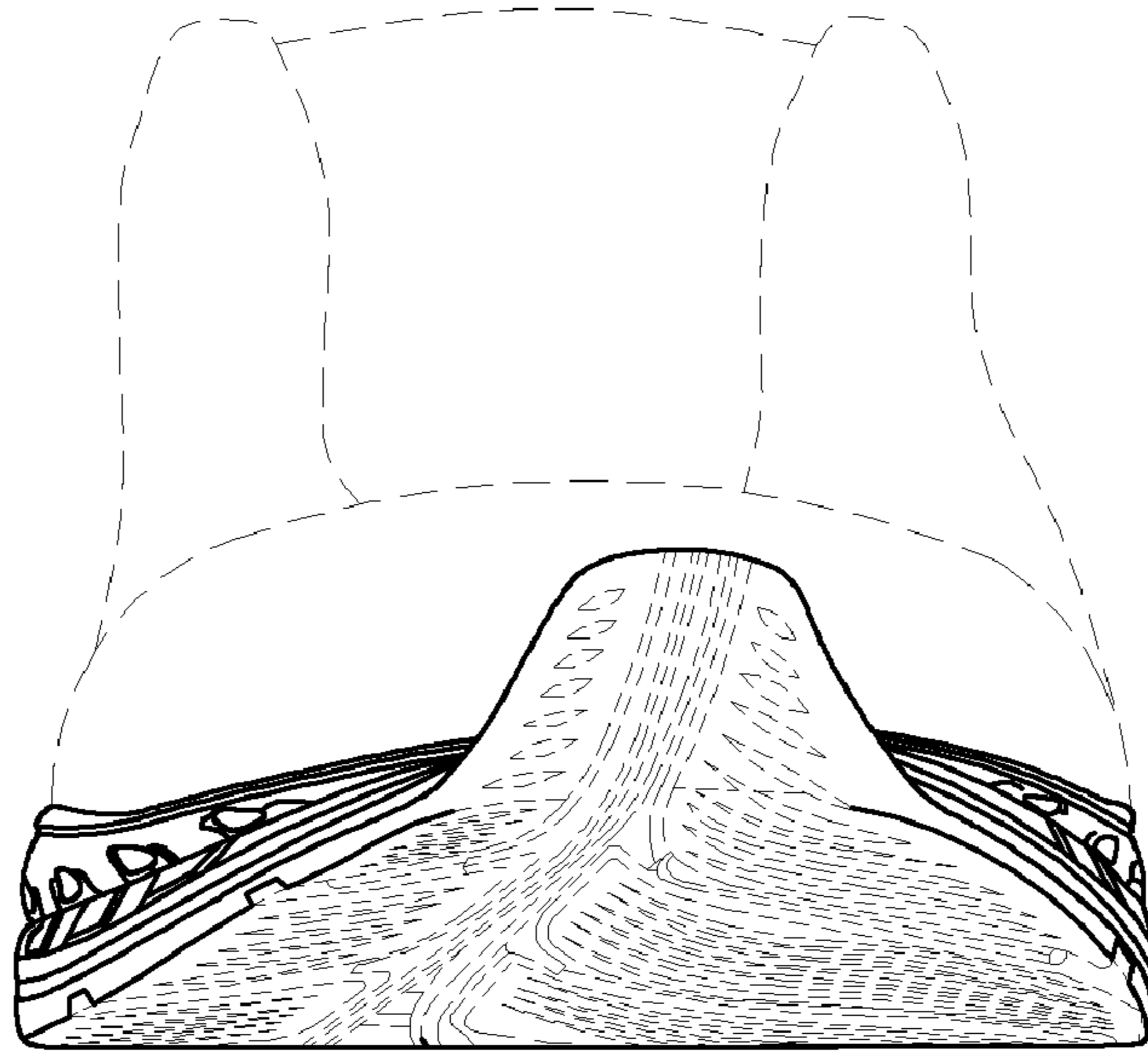


Fig. 7

