



US00D634500S

(12) **United States Design Patent**
Walther

(10) **Patent No.:** **US D634,500 S**

(45) **Date of Patent:** **** Mar. 15, 2011**

(54) **SOLEPLATE FOR LAUNDRY IRON**

(75) Inventor: **Harald Walther**, Würzburg (DE)

(73) Assignee: **Rowenta Werke GmbH**, Offenbach am Main (DE)

(**) Term: **14 Years**

(21) Appl. No.: **29/361,898**

(22) Filed: **May 17, 2010**

(30) **Foreign Application Priority Data**

Nov. 16, 2009 (EM) 001177984-0003

(51) **LOC (9) Cl.** **07-05**

(52) **U.S. Cl.** **D32/71**

(58) **Field of Classification Search** D32/70,
D32/71, 73, 72, 69, 68, 35; 392/404; 38/97,
38/96, 93, 88, 77.9, 77.83, 77.82, 77.81,
38/77.8, 77.7, 77.6, 77.5, 77.3, 77.1; 219/251,
219/245, 257

See application file for complete search history.

(56) **References Cited**

U.S. PATENT DOCUMENTS

D429,048 S *	8/2000	Brady	D32/71
D441,157 S *	4/2001	Powell	D32/71
D441,158 S *	4/2001	Stutzer et al.	D32/71
D441,931 S *	5/2001	Powell	D32/71
D516,765 S *	3/2006	Lee	D32/71
D519,699 S *	4/2006	Lee	D32/71
D560,322 S	1/2008	Massip et al.		
D560,323 S *	1/2008	Massip et al.	D32/71
D565,821 S *	4/2008	Renault	D32/71

D565,822 S *	4/2008	Renault	D32/71
D587,872 S *	3/2009	Renault	D32/71
D588,771 S *	3/2009	Powell	D32/71
D589,223 S	3/2009	Valcke et al.		
D591,469 S *	4/2009	Powell	D32/71
D599,071 S *	8/2009	Massip et al.	D32/71
D621,116 S *	8/2010	Massip et al.	D32/71

OTHER PUBLICATIONS

Design Registration No. 000933346-0001, published Jun. 2, 2008, entitled "Soles for Irons" in the name of Rowenta Werke GmbH, pp. 5.

Design Registration No. 000433305-0002, published Mar. 6, 2007, entitled "Soles for Irons" in the name of Rowenta Werke GmbH, pp. 4.

U.S. Appl. No. 29/320,901, filed Jul. 8, 2008, Massip, et al.

* cited by examiner

Primary Examiner — Austin Murphy

(74) *Attorney, Agent, or Firm* — Oblon, Spivak, McClelland, Maier & Neustadt, L.L.P.

(57) **CLAIM**

The ornamental design for a soleplate for laundry iron, as shown and described.

DESCRIPTION

FIG. 1 is a front, top, and right side perspective view of a soleplate for laundry iron;

FIG. 2 is a front elevational view thereof;

FIG. 3 is a rear elevational view thereof;

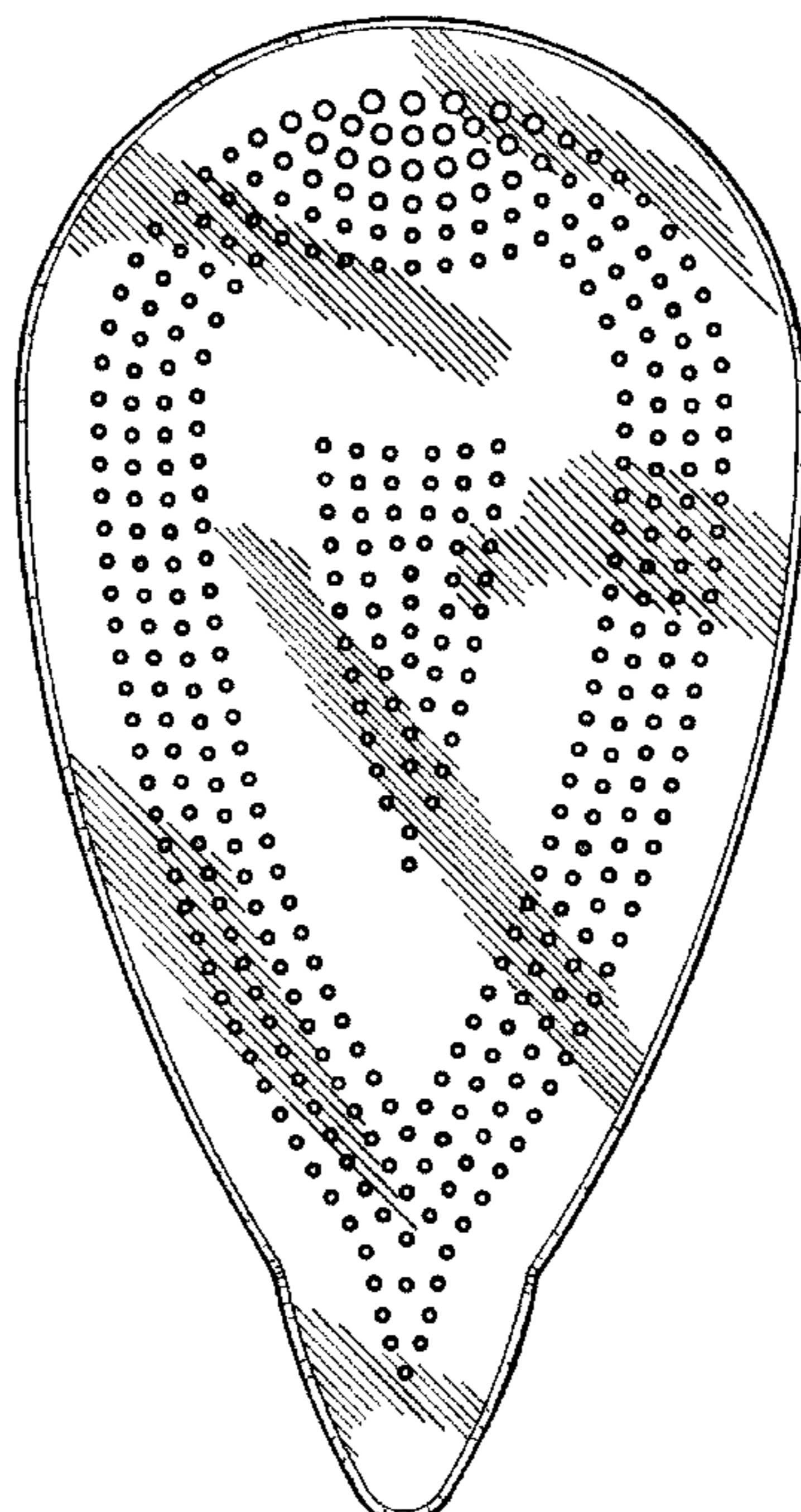
FIG. 4 is a left side elevational view thereof;

FIG. 5 is a right side elevational view thereof;

FIG. 6 is a top plan view thereof; and,

FIG. 7 is a bottom plan view thereof.

1 Claim, 7 Drawing Sheets



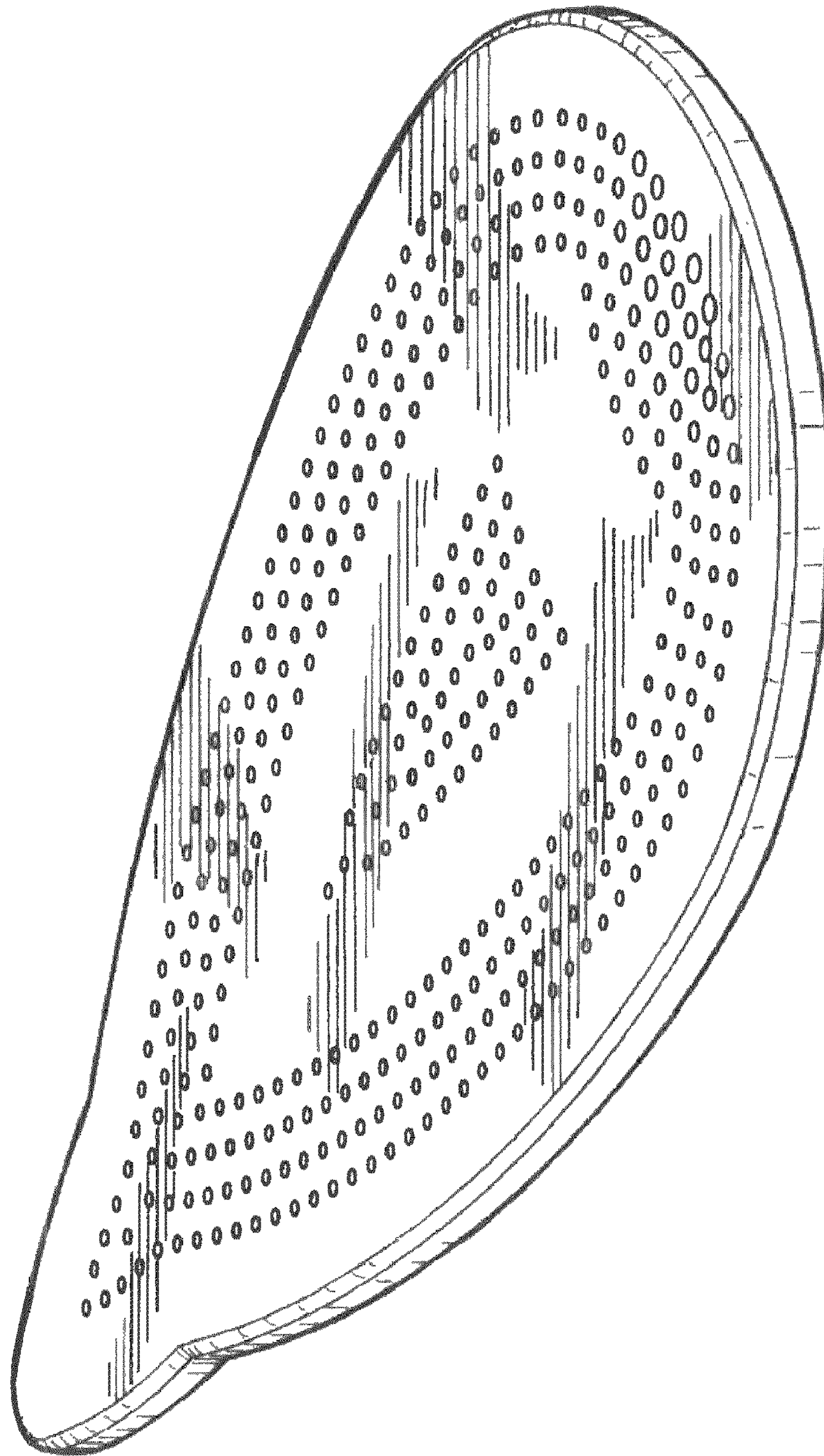


Fig. 1

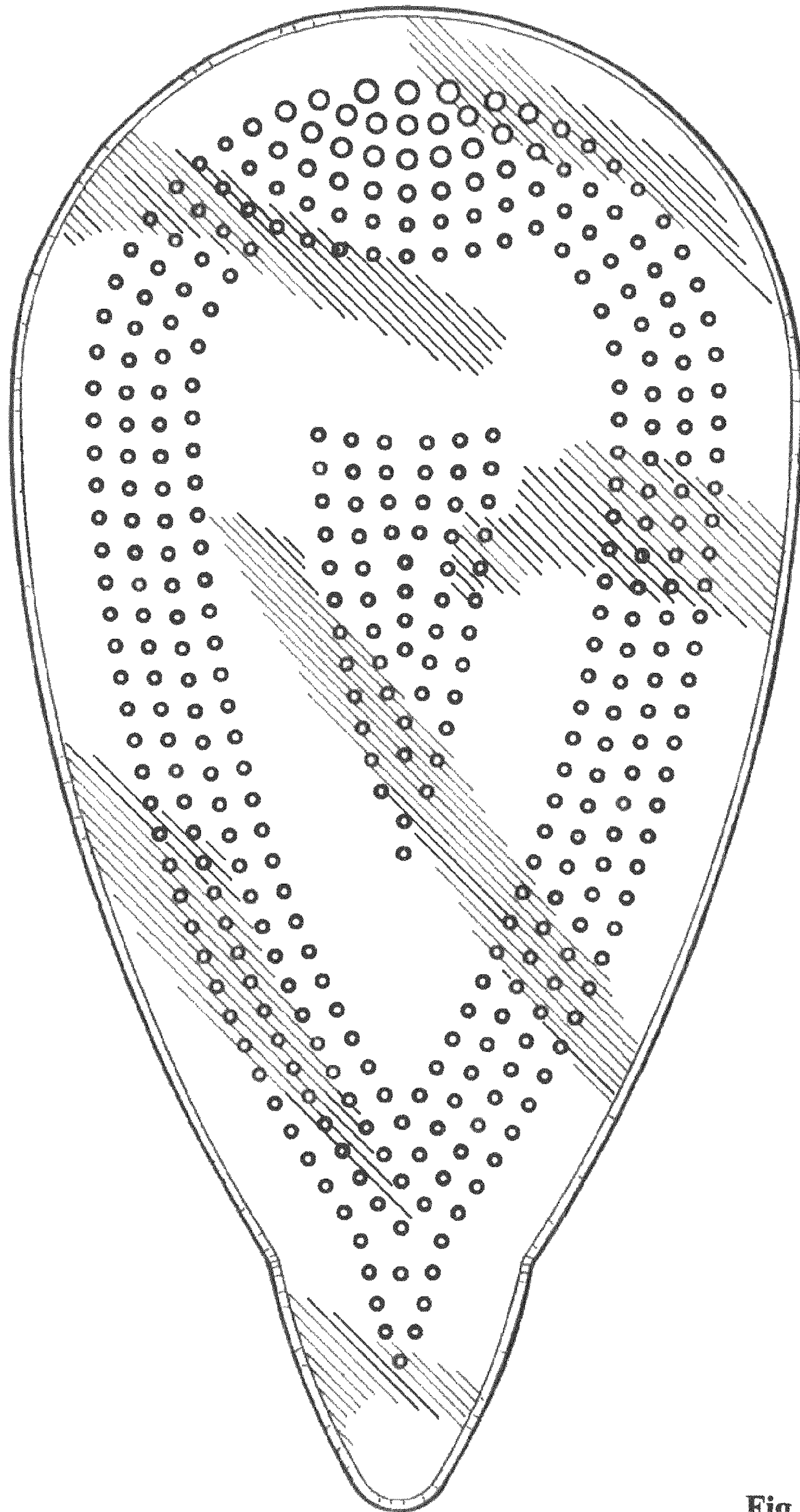


Fig. 2

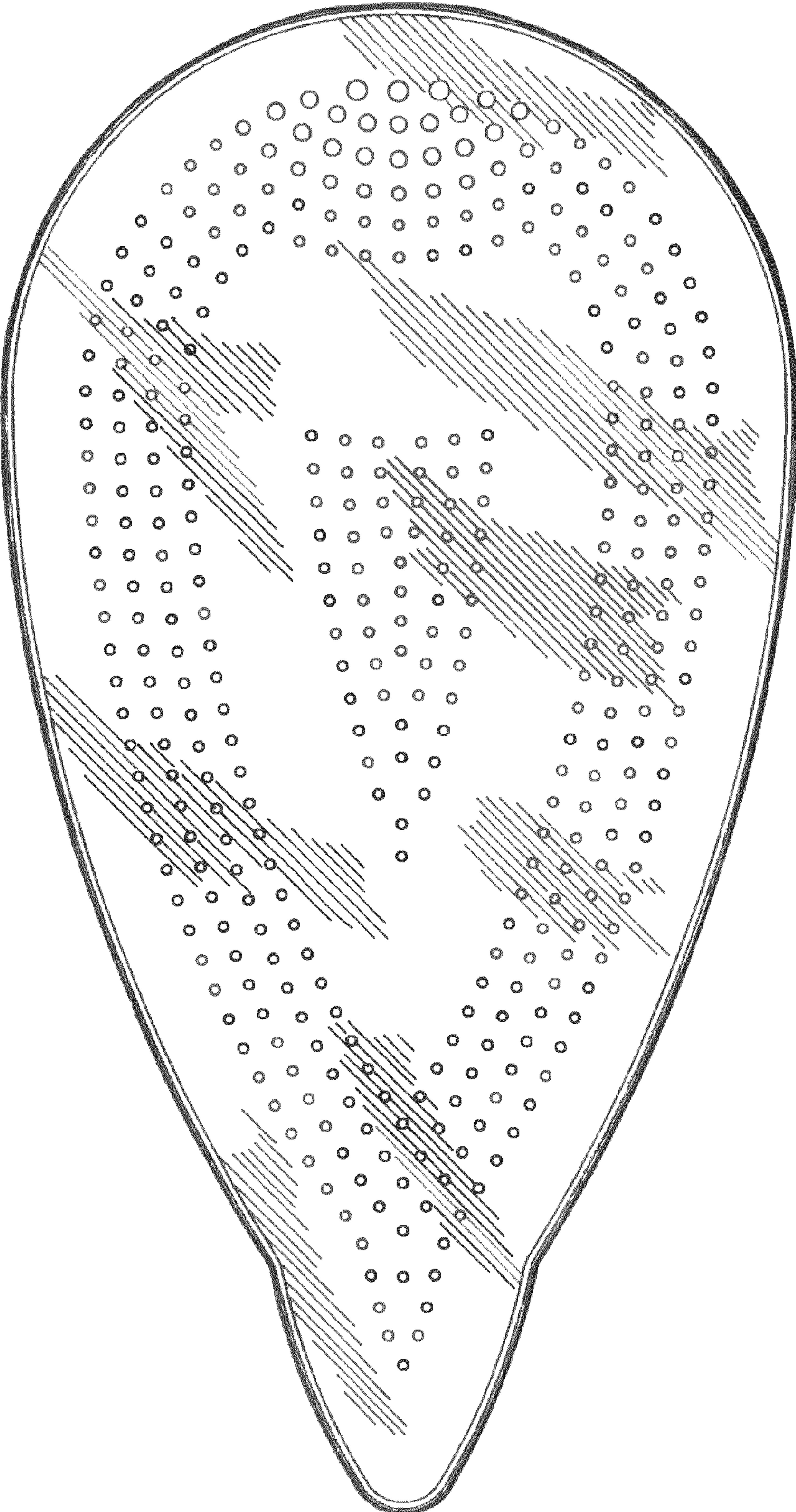


Fig. 3




Fig. 4



Fig. 5



Fig. 6

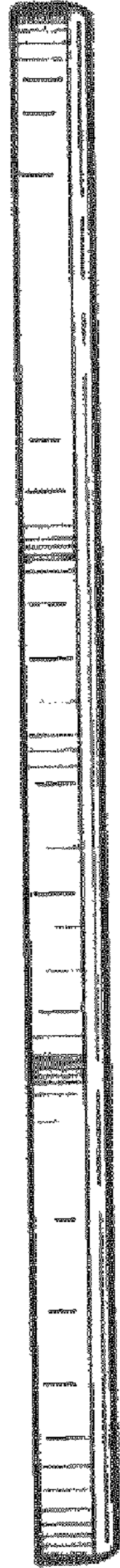


Fig. 7