

US00D634495S

(12) **United States Design Patent**
Dunshee et al.

(10) **Patent No.:** **US D634,495 S**
(45) **Date of Patent:** **** Mar. 15, 2011**

(54) **CLEANING MATERIAL**
(75) Inventors: **Wayne K. Dunshee**, Maplewood, MN (US); **Donald G. Peterson**, Shoreview, MN (US)
(73) Assignee: **3M Innovative Properties Company**, St. Paul, MN (US)

4,254,179 A 3/1981 Carson, III et al.
4,254,530 A 3/1981 Lambert
4,336,623 A 6/1982 Lin
4,769,022 A 9/1988 Chang et al.
D305,481 S 1/1990 Bruno et al.
5,011,316 A 4/1991 Damon
D323,409 S 1/1992 Giese

(Continued)

(**) Term: **14 Years**

FOREIGN PATENT DOCUMENTS

JP 8126588 5/1995

(21) Appl. No.: **29/352,103**

OTHER PUBLICATIONS

(22) Filed: **Dec. 16, 2009**

U.S. Appl. No. 12/421,753, filed Apr. 10, 2009, entitled "Cleaning Sponge,".

(51) **LOC (9) Cl.** **04-01**

(Continued)

(52) **U.S. Cl.** **D32/40**

(58) **Field of Classification Search** D32/40,
D32/42; D28/63; D4/137; 15/114, 118,
15/209.1, 210.1, 235, 244.1, 244.3, 244.4,
15/229.11

See application file for complete search history.

Primary Examiner — Cynthia E Ramirez

(57) **CLAIM**

The ornamental design for a cleaning material, as shown and described.

(56) **References Cited**

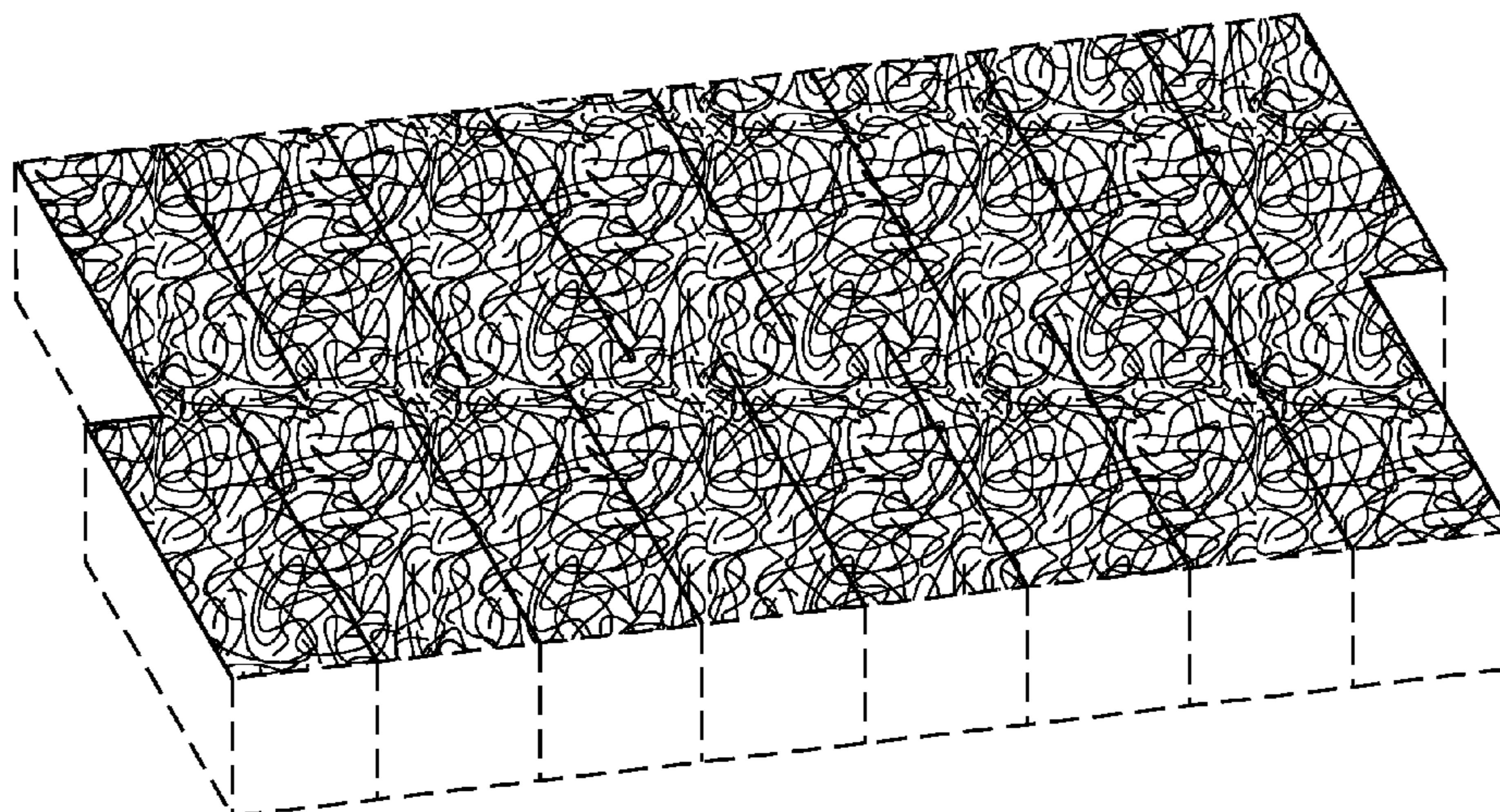
DESCRIPTION

U.S. PATENT DOCUMENTS

1,488,332 A 3/1924 Foerg
1,538,740 A 5/1925 Petersen
1,933,876 A 11/1933 Smith
2,056,405 A 10/1936 Lewis
2,070,123 A 2/1937 Grant
2,124,061 A 7/1938 Gould
2,290,216 A 7/1942 Steinmetz et al.
D160,415 S 2/1949 Moser
D205,756 S 9/1966 Triplett et al.
3,368,233 A 2/1968 Lemberger
3,488,126 A 1/1970 Avallone
3,910,284 A 10/1975 Orentreich
3,977,796 A 8/1976 Gillespie et al.
4,016,622 A 4/1977 Eisenman
4,071,955 A 2/1978 Julius
D250,229 S 11/1978 Werner
4,150,458 A 4/1979 Compere
4,189,802 A 2/1980 Lansbergen
4,199,835 A 4/1980 Heyer et al.
4,226,944 A 10/1980 Stone et al.

FIG. 1 is a perspective view showing one embodiment of a new design for a cleaning material.
FIG. 2 is a top view thereof;
FIG. 3 is a right side view thereof;
FIG. 4 is a front view thereof;
FIG. 5 is a bottom view thereof;
FIG. 6 is a perspective view showing another embodiment of a new design for a cleaning material;
FIG. 7 is a top view thereof;
FIG. 8 is a right side view thereof;
FIG. 9 is a front view thereof; and,
FIG. 10 is a bottom view thereof.
The left side views are mirror images of the right side views.
The back views are the same as the front views.
The broken lines showing form no part of the claimed design.

1 Claim, 4 Drawing Sheets



US D634,495 S

U.S. PATENT DOCUMENTS

5,144,744 A	9/1992	Campagnoli	6,557,204 B2	5/2003	Maxwell
D332,178 S	1/1993	Proctor et al.	6,574,825 B1 *	6/2003	Boldy 15/244.4
D332,841 S	1/1993	Levison	D476,785 S *	7/2003	Chezzi D32/40
5,211,494 A	5/1993	Baijnath	6,589,107 B2	7/2003	Lee
D343,924 S	2/1994	Kaplan	6,601,259 B2	8/2003	Chang
D346,698 S	5/1994	Hinnant	D495,842 S	9/2004	Minkley et al.
D351,285 S	10/1994	Joyner et al.	D496,766 S	9/2004	Colburn et al.
D351,696 S	10/1994	Adolf	D497,998 S	11/2004	Nan
D353,238 S	12/1994	Francis	6,839,932 B2	1/2005	Huang
D353,940 S	1/1995	Joyner et al.	6,871,375 B2	3/2005	Borcherds
5,454,659 A	10/1995	Vosbikian et al.	D505,528 S	5/2005	Burt et al.
5,509,164 A	4/1996	Weill	D506,299 S	6/2005	Chumley
D372,340 S	7/1996	Wendel	6,910,242 B2	6/2005	Hsu
5,555,591 A	9/1996	Chang	D509,935 S	9/2005	Burt
D374,362 S	10/1996	Miller et al.	6,955,817 B2	10/2005	McAtee et al.
5,560,071 A	10/1996	Chang	6,957,924 B1	10/2005	McMeekin et al.
D381,771 S	7/1997	Chern	D512,225 S	12/2005	Chien
5,650,384 A	7/1997	Gordon et al.	6,983,866 B2	1/2006	Smart et al.
5,707,696 A	1/1998	Boxler	D514,761 S	2/2006	Seregni et al.
5,758,386 A	6/1998	Chen	D516,762 S	3/2006	Young
5,802,659 A	9/1998	Chang	7,015,156 B2	3/2006	Maldonado et al.
5,804,539 A	9/1998	Gordon et al.	7,115,551 B2	10/2006	Hasenoehrl et al.
D405,927 S	2/1999	Mallios	7,124,465 B1	10/2006	Kaminstein
5,916,408 A	6/1999	Chen	D532,235 S	11/2006	Snell
5,916,586 A	6/1999	Villa et al.	7,178,192 B2	2/2007	Huang
5,935,915 A	8/1999	Gordon et al.	D556,966 S *	12/2007	Herbrand et al. D32/40
D417,324 S *	11/1999	Farls D32/40	D559,487 S	1/2008	Kohut et al.
6,032,319 A	3/2000	Garello	D578,262 S	10/2008	Trotter et al.
6,038,727 A	3/2000	Chen	2001/0047564 A1	12/2001	Maxwell
6,042,288 A	3/2000	Rattinger et al.	2002/0152571 A1	10/2002	Lee
6,047,433 A	4/2000	Chang	2003/0000039 A1	1/2003	Borcherds
6,066,607 A	5/2000	Gordon et al.	2003/0001428 A1	1/2003	Chang
6,092,257 A	7/2000	Chen	2003/0236045 A1	12/2003	Ching-Chen
6,092,258 A	7/2000	Chen	2005/0031833 A1	2/2005	Dilnik et al.
D429,849 S	8/2000	Chen	2006/0225236 A1	10/2006	Chang
D429,860 S	8/2000	Denney	2006/0240081 A1	10/2006	Kelly
6,149,243 A	11/2000	Chang	2006/0282966 A1	12/2006	Popovsky et al.
D437,095 S	1/2001	Osiecki et al.	2007/0039116 A1	2/2007	Woodard et al.
6,190,678 B1	2/2001	Hasenoehrl et al.	2007/0048359 A1	3/2007	Bolton
D438,673 S	3/2001	Wilhelm et al.	2007/0065224 A1	3/2007	Shaw
6,256,831 B1	7/2001	Chen	2009/0032059 A1	2/2009	Tuman et al.
D446,895 S	8/2001	Denney	2009/0038102 A1	2/2009	Roque
6,276,024 B1	8/2001	Galvan-Garza	2009/0276971 A1	11/2009	Nozari
D452,046 S	12/2001	Borcherds et al.			
6,326,339 B1	12/2001	Rattinger et al.			
D455,590 S	4/2002	Short			
6,403,543 B1	6/2002	George			
6,413,000 B1	7/2002	Borcherds et al.			
6,439,144 B1	8/2002	Chen			
6,439,790 B1	8/2002	Kay			
D464,472 S	10/2002	Haro			
D469,259 S	1/2003	Vosbikian			
6,510,577 B1	1/2003	Borcherds			
6,526,618 B1	3/2003	Bolton			
D473,027 S	4/2003	Pecaut			
6,552,098 B1	4/2003	Bosch et al.			

OTHER PUBLICATIONS

U.S. Appl. No. 61/113,741, filed Nov. 12, 2008, entitled "Natural Fiber Nonwoven Scouring Material and Methods of Making,".

U.S. Appl. No. 12/695,619, filed Jan. 28, 2010, entitled "A Hair and Lint Cleaning Tool,".

U.S. Appl. No. 12/653,557, filed Dec. 16, 2009, entitled, "A Cleaning Material,".

U.S. Appl. No. 12/639,217, filed Dec. 16, 2009, entitled, "A Cleaning Material and a Cleaning Tool,".

U.S. Appl. No. 29/352,082, filed Dec. 16, 2009, entitled, "Cleaning Material on a Cleaning Tool,".

* cited by examiner

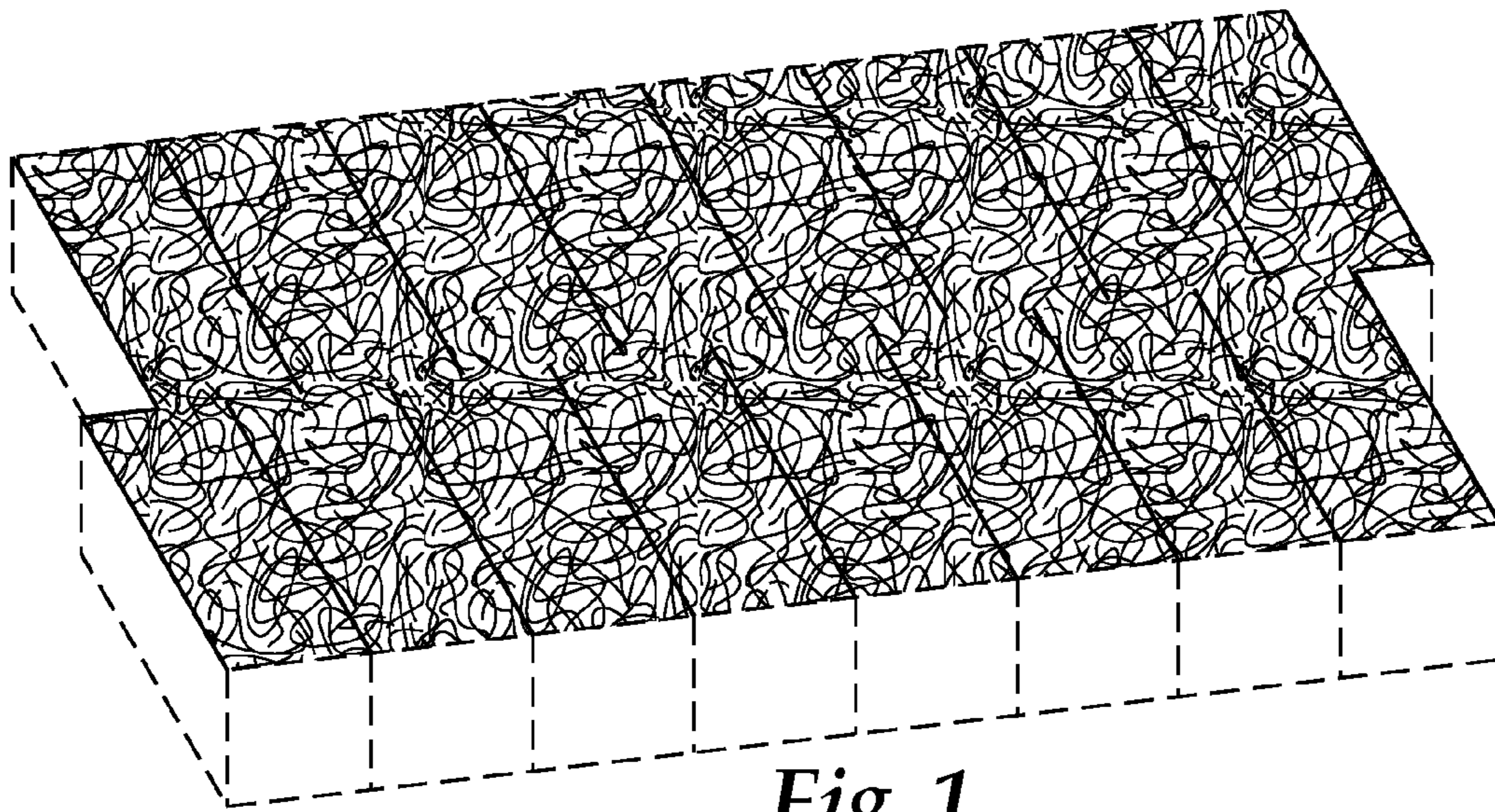


Fig. 1




Fig. 2

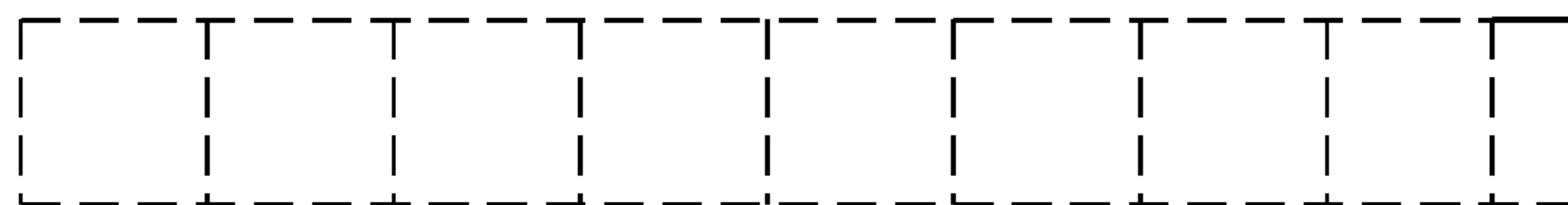


Fig. 3

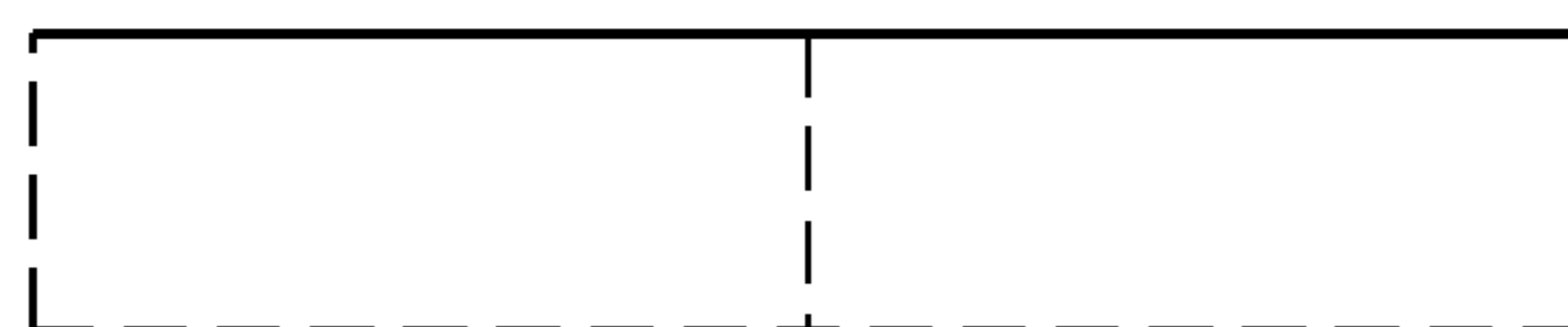


Fig. 4

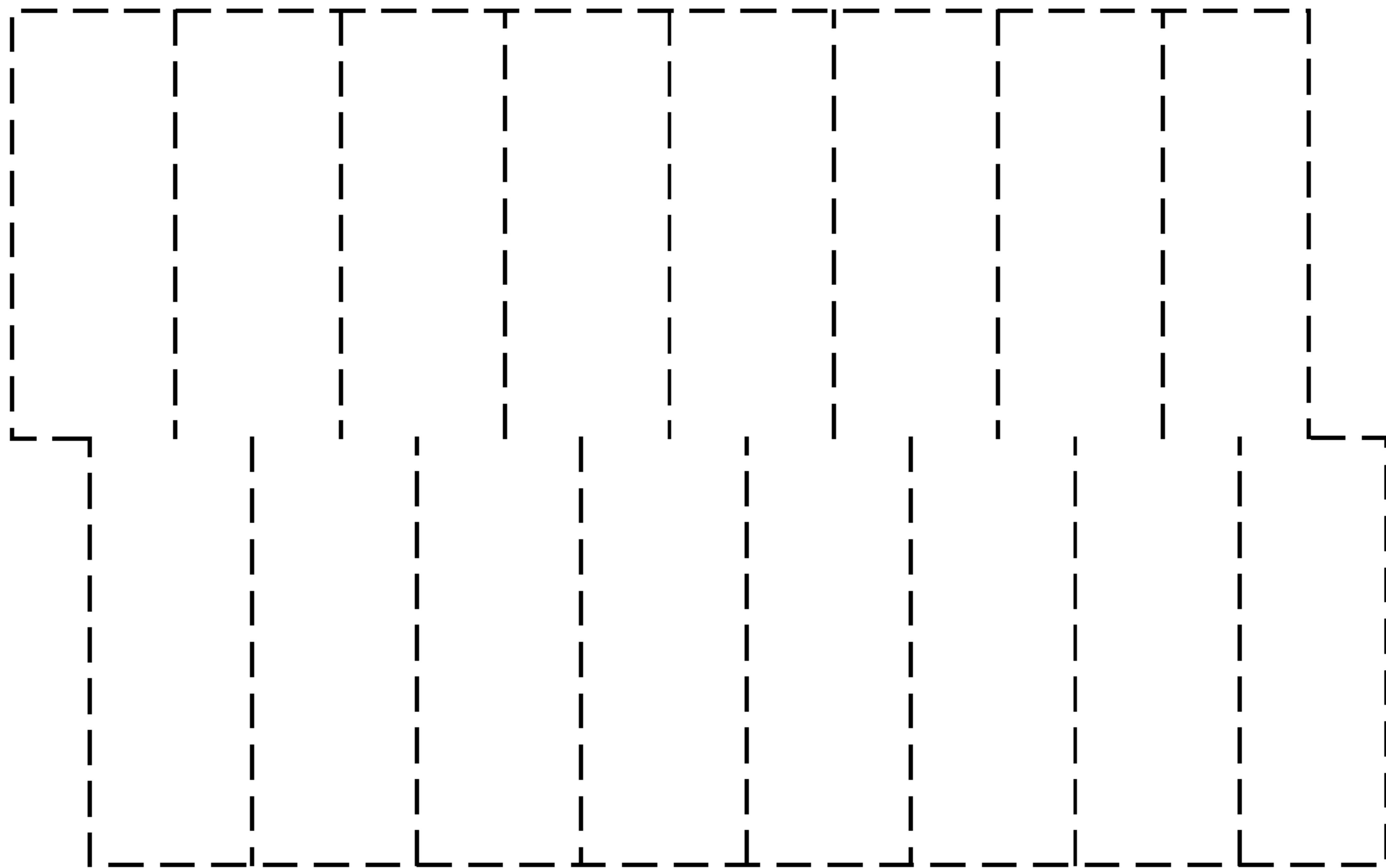


Fig. 5

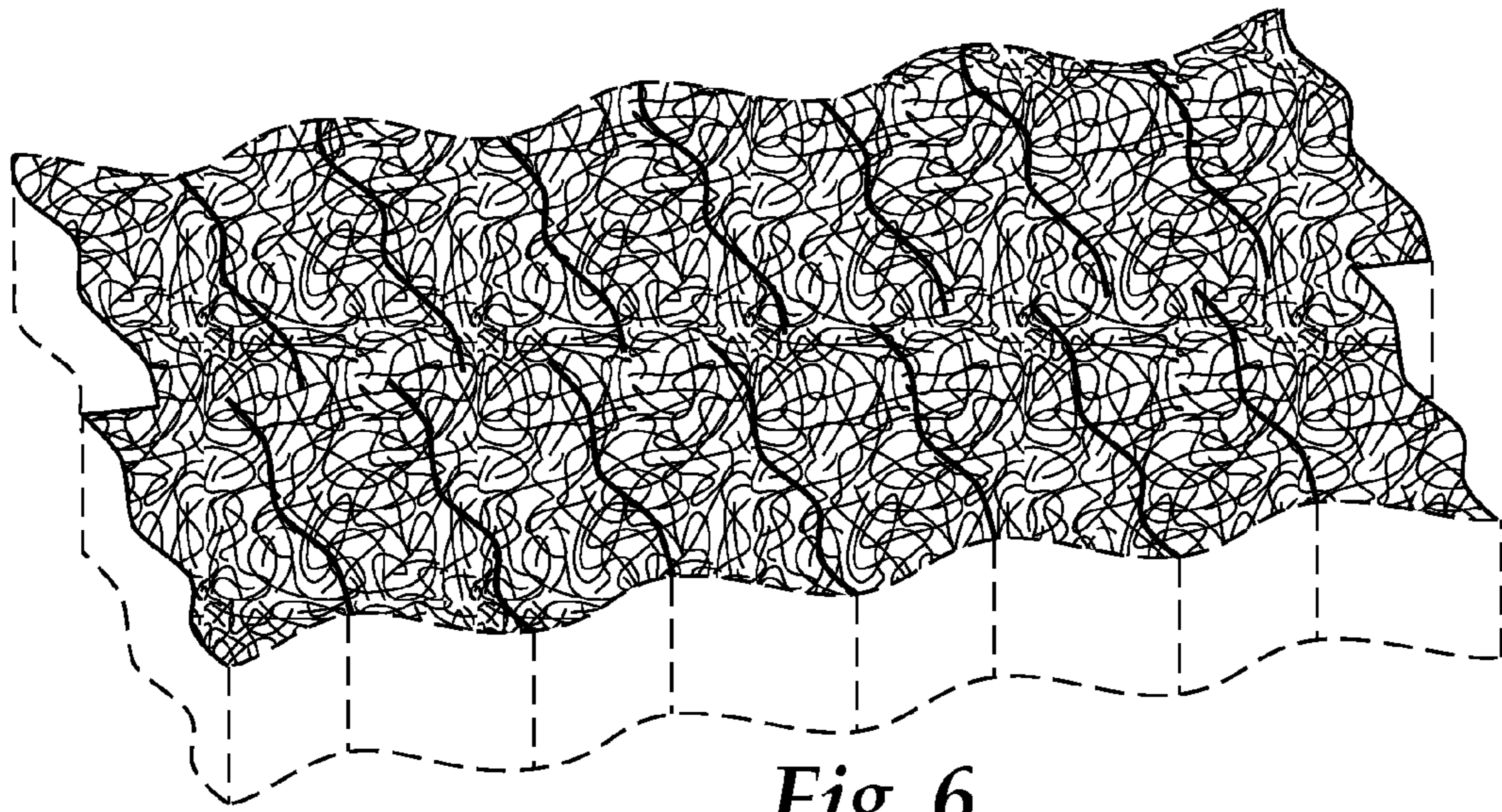


Fig. 6

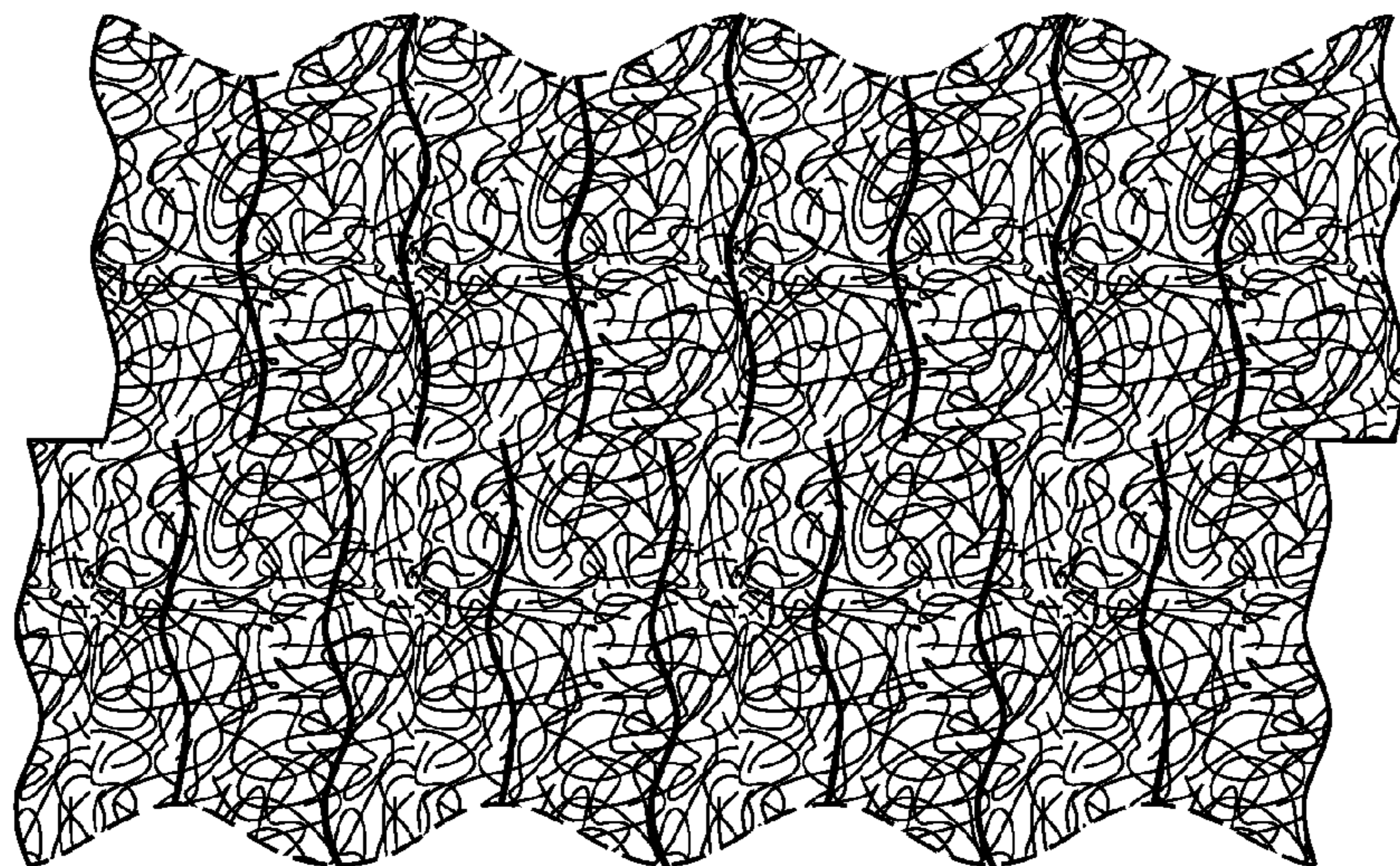


Fig. 7

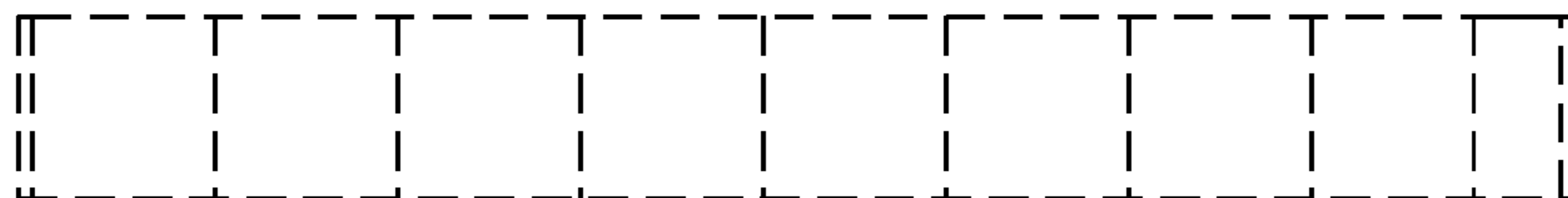


Fig. 8

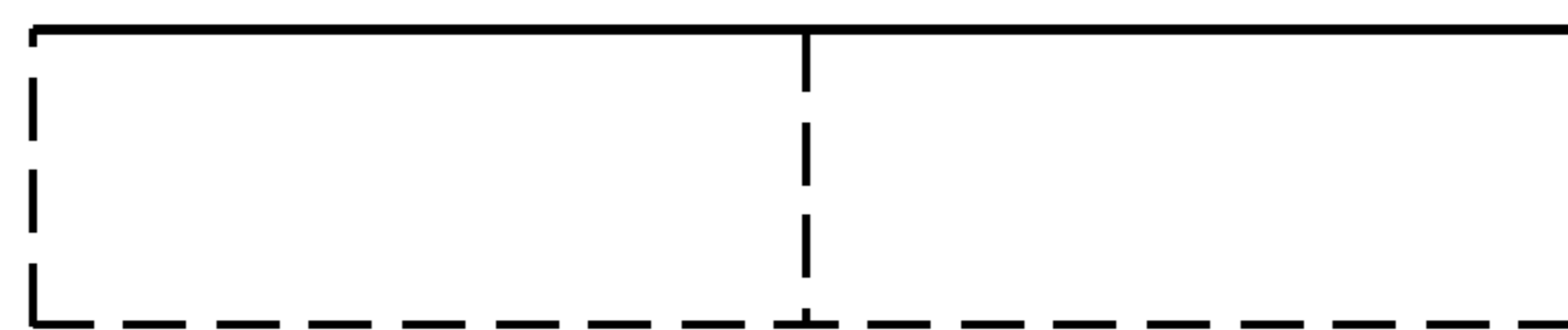


Fig. 9

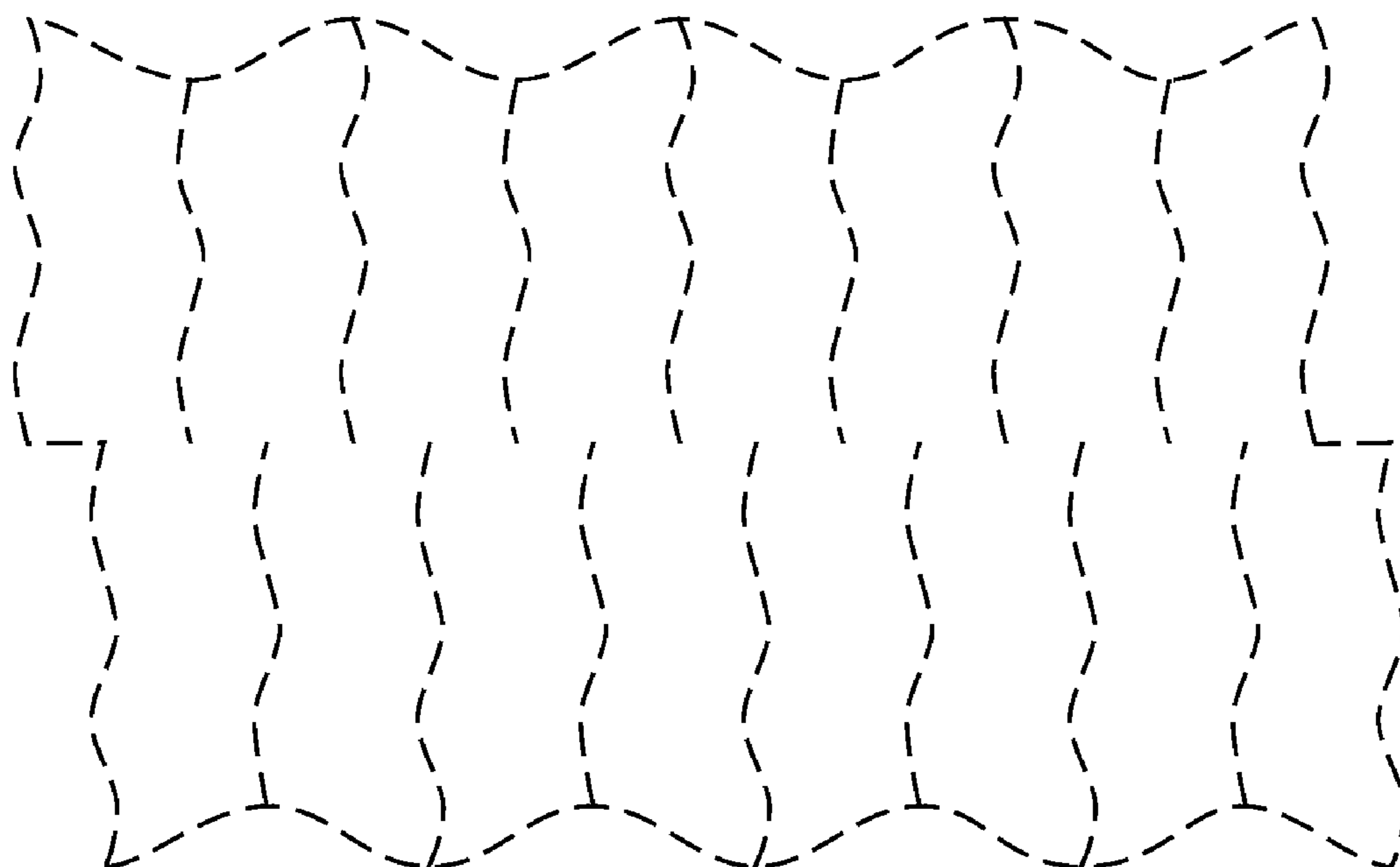


Fig. 10