

US00D634490S

(12) **United States Design Patent**
Weber et al.

(10) **Patent No.:** **US D634,490 S**

(45) **Date of Patent:** **** Mar. 15, 2011**

(54) **PET WASTE COLLECTION TOOL**

(75) Inventors: **Adam Weber**, Keller, TX (US);
Melaney Northrop, Mansfield, TX (US)

(73) Assignee: **Doskocil Manufacturing Company, Inc.**, Arlington, TX (US)

(**) Term: **14 Years**

(21) Appl. No.: **29/359,150**

(22) Filed: **Apr. 6, 2010**

(51) **LOC (9) Cl.** **30-99**

(52) **U.S. Cl.** **D30/162**

(58) **Field of Classification Search** D30/162;
294/1.1, 1.3, 1.4, 1.5, 55; 119/867, 868,
119/161-170

See application file for complete search history.

(56) **References Cited**

U.S. PATENT DOCUMENTS

3,804,448	A *	4/1974	Schmieler	294/1.4
D253,915	S *	1/1980	Hennessy et al.	D30/162
D351,265	S *	10/1994	Pierce	D30/162
D368,003	S *	3/1996	Simon	D30/162
D369,444	S *	4/1996	Ubdegrove et al.	D30/162
5,503,442	A *	4/1996	Lee	294/1.4
7,448,659	B1 *	11/2008	Auseklis	294/1.4

2004/0169384	A1 *	9/2004	Boutwell	294/1.4
2004/0174026	A1 *	9/2004	Sampaio	294/1.4
2008/0303295	A1 *	12/2008	Moreno Fernandez De Betono	294/1.3

* cited by examiner

Primary Examiner — Terry A Wallace

(74) *Attorney, Agent, or Firm* — Dorsey & Whitney LLP

(57) **CLAIM**

We claim the design for a pet waste collection tool, as shown and described.

DESCRIPTION

FIG. 1 is a perspective view showing the front, top, and right sides of a pet waste collection tool;

FIG. 2 is a front view of the pet waste collection tool depicted in FIG. 1;

FIG. 3 is a back view of the pet waste collection tool depicted in FIG. 1;

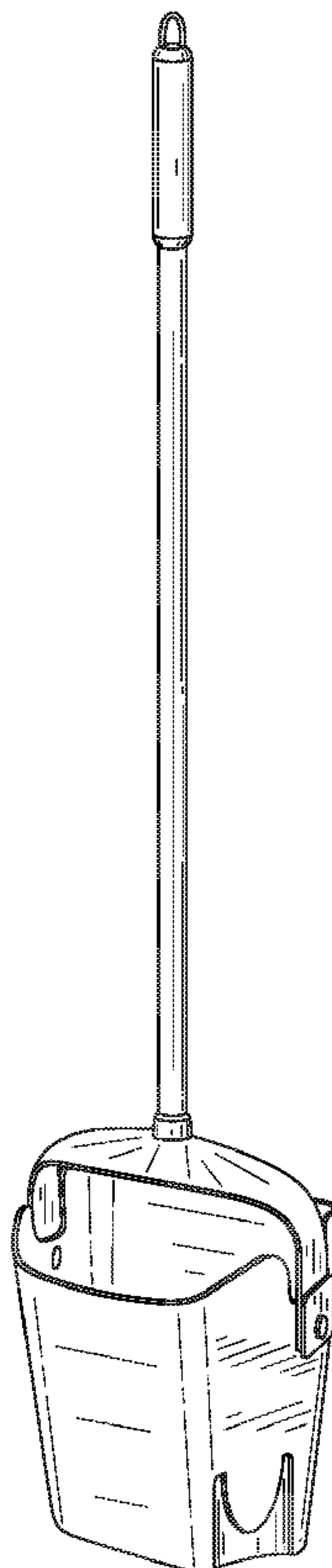
FIG. 4 is a right side view of the pet waste collection tool depicted in FIG. 1;

FIG. 5 is a left side view of the pet waste collection tool depicted in FIG. 1,

FIG. 6 is a top plan view of the pet waste collection tool depicted in FIG. 1; and,

FIG. 7 is a bottom plan view of the pet waste collection tool depicted in FIG. 1.

1 Claim, 4 Drawing Sheets



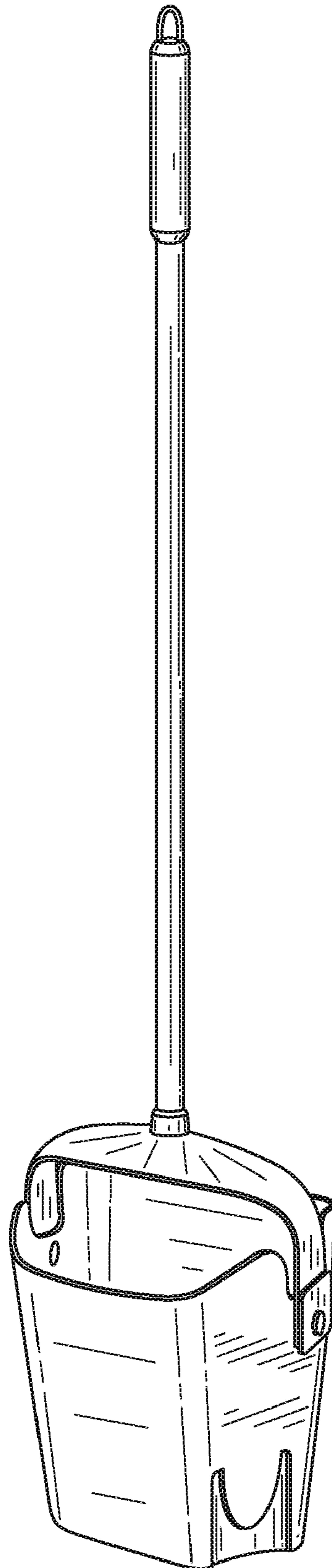


FIG. 1

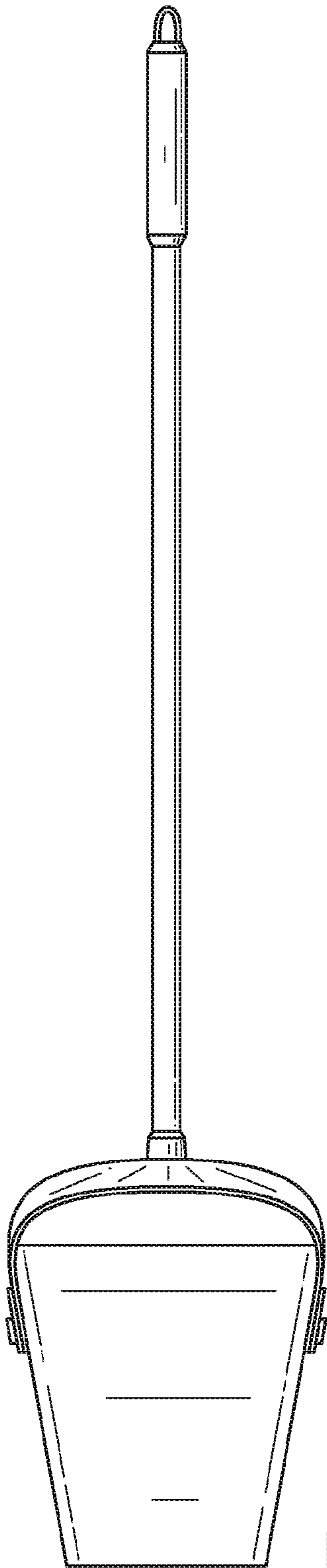


FIG. 2

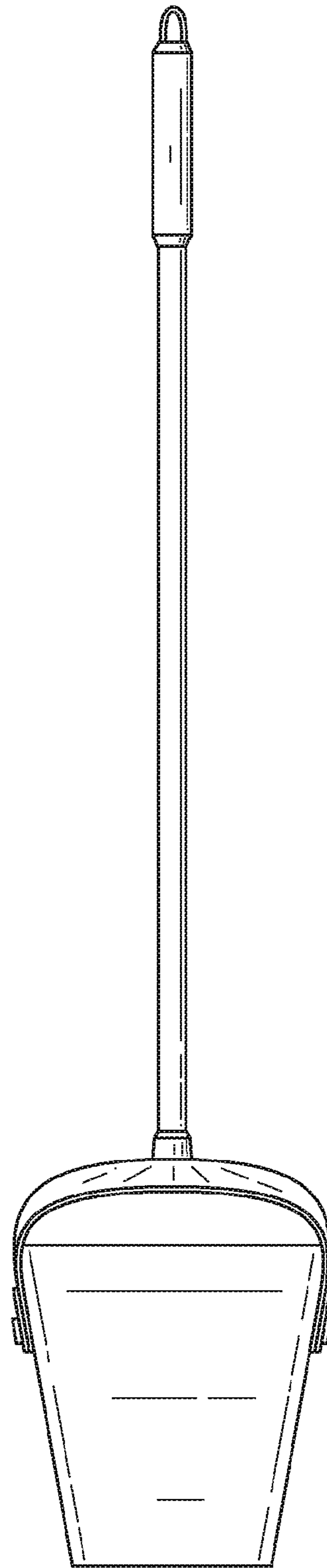


FIG. 3

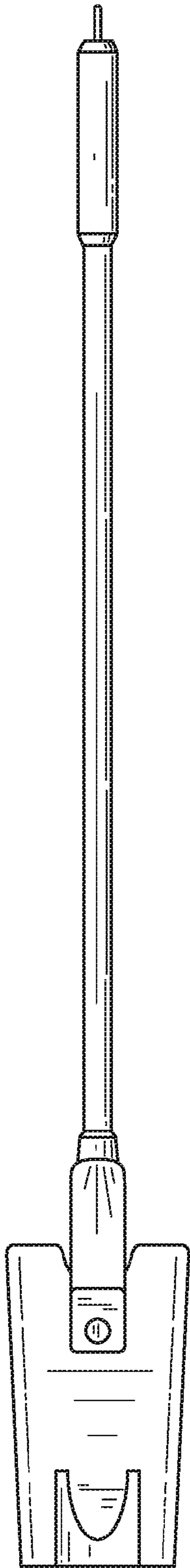


FIG. 4

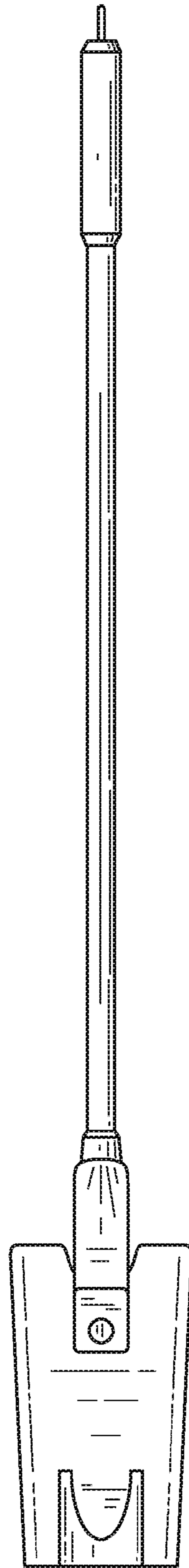


FIG. 5

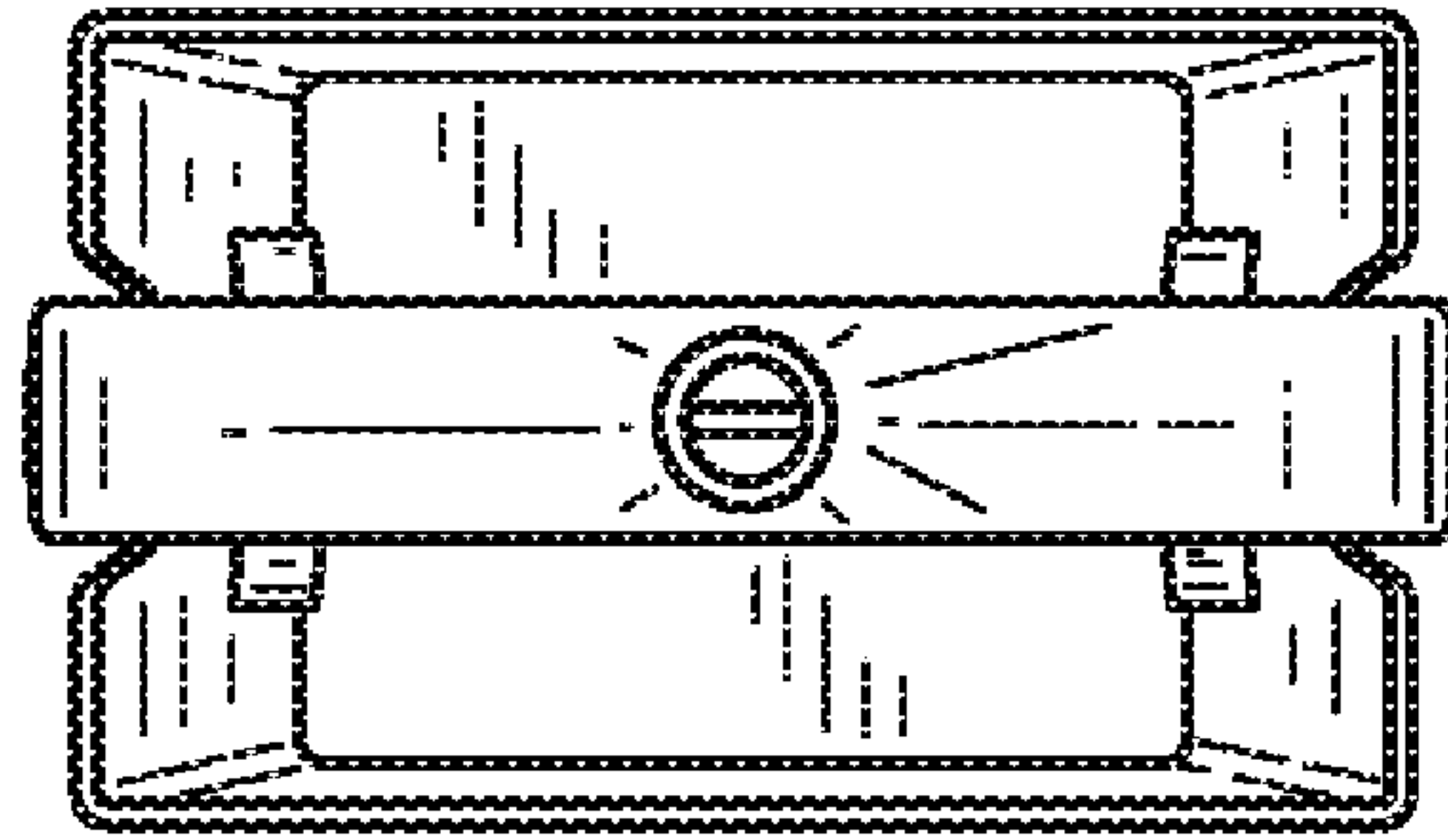


FIG. 6

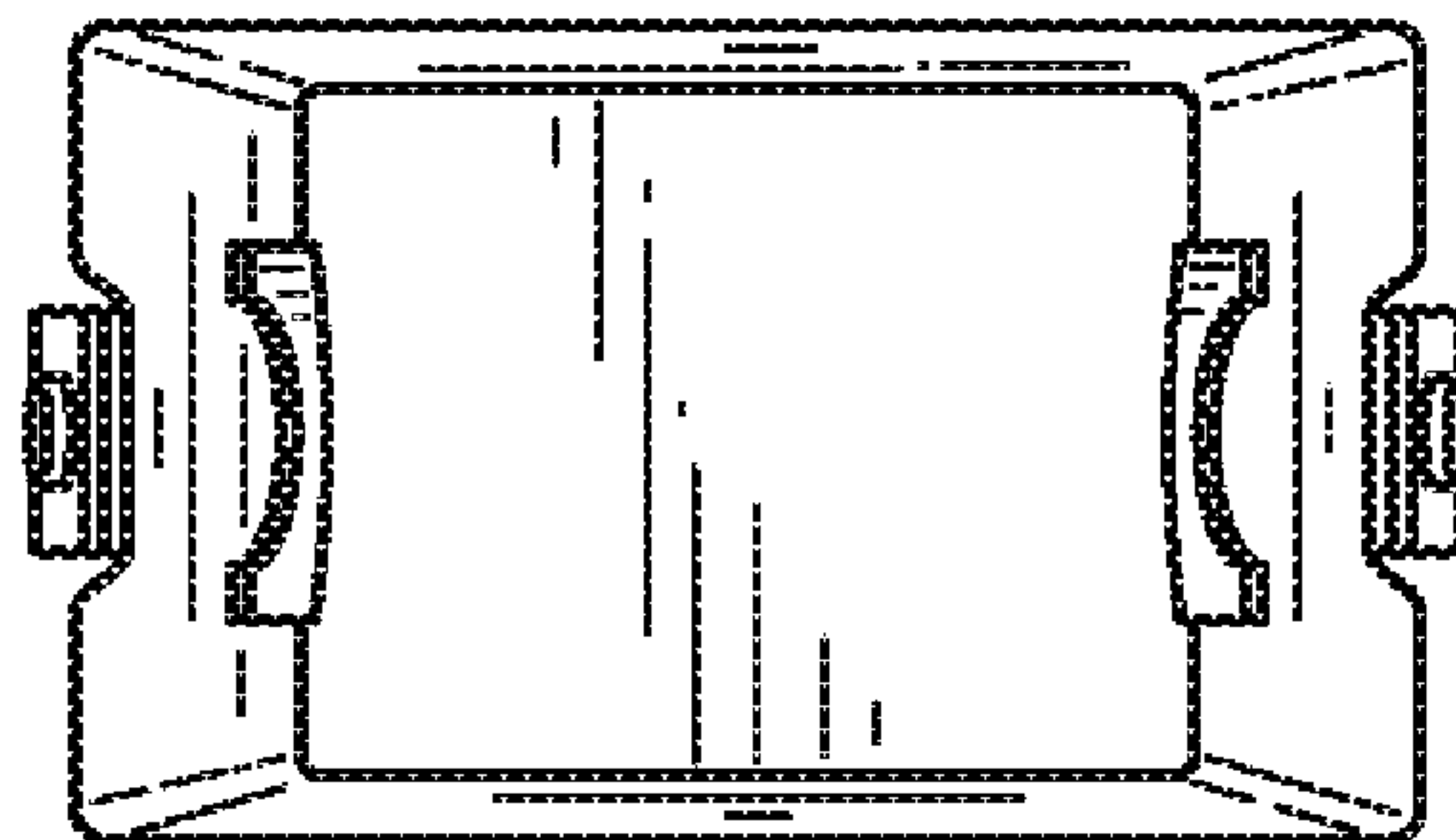


FIG. 7