



US00D634475S

(12) **United States Design Patent**
Nanda

(10) **Patent No.:** **US D634,475 S**
(45) **Date of Patent:** **** Mar. 15, 2011**

(54) **CAP AND HANDLE FOR AN INTERDENTAL FLOSS**

D535,203 S * 1/2007 Chen D10/57
D571,043 S * 6/2008 Crossman D28/65
D594,984 S * 6/2009 Crossman D24/152

(75) Inventor: **Puneet Nanda**, Cerritos, CA (US)

* cited by examiner

(73) Assignee: **Dr. Fresh, Inc.**, Buena Park, CA (US)

Primary Examiner — Janice E Seeger

Assistant Examiner — Zenia I Bennett

(**) Term: **14 Years**

(74) *Attorney, Agent, or Firm* — Snell & Wilmer L.L.P.

(21) Appl. No.: **29/347,042**

(57) **CLAIM**

(22) Filed: **Sep. 2, 2009**

The ornamental design for the cap and handle for an interdental floss, as shown and described.

(51) **LOC (9) Cl.** **28-03**

(52) **U.S. Cl.** **D28/68**

(58) **Field of Classification Search** D28/31,
D28/56, 65-68, 73; D24/152; 433/141,
433/146-147; 132/322-329

DESCRIPTION

See application file for complete search history.


FIG. 1 is a perspective view of my cap and handle for an interdental floss;
FIG. 2 is a front elevational view of FIG. 1;
FIG. 3 is a rear elevational view of FIG. 1;
FIG. 4 is a side elevational view taken from the left of FIG. 2;
FIG. 5 is a top plan view of FIG. 1; and,
FIG. 6 is a bottom plan view of FIG. 1.

(56) **References Cited**

U.S. PATENT DOCUMENTS

D465,089 S * 11/2002 Harada D4/104
D516,720 S * 3/2006 Gwen D24/147

1 Claim, 3 Drawing Sheets






Fig. 1




Fig. 2




Fig. 3

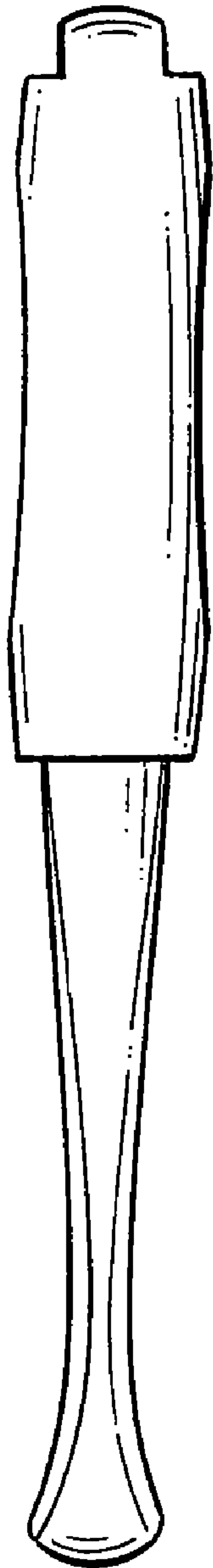


Fig. 4

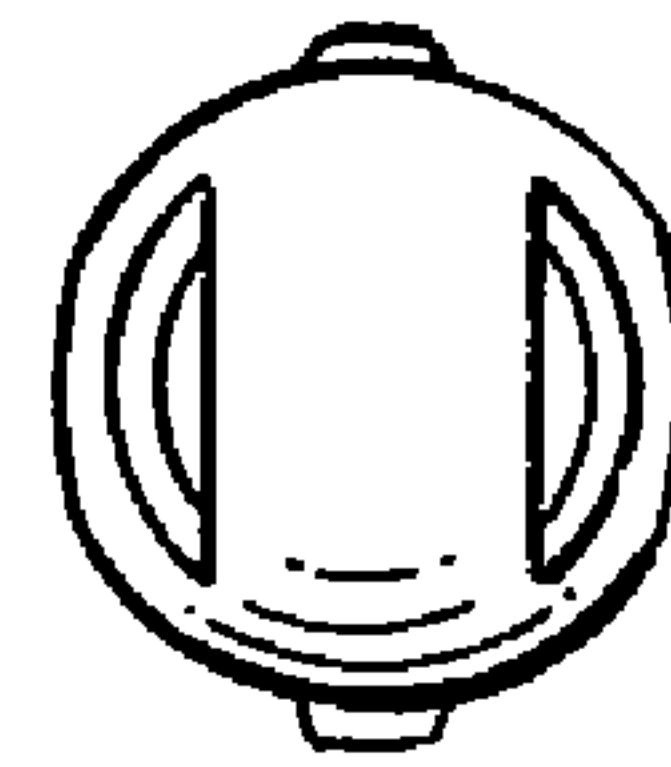


Fig. 5

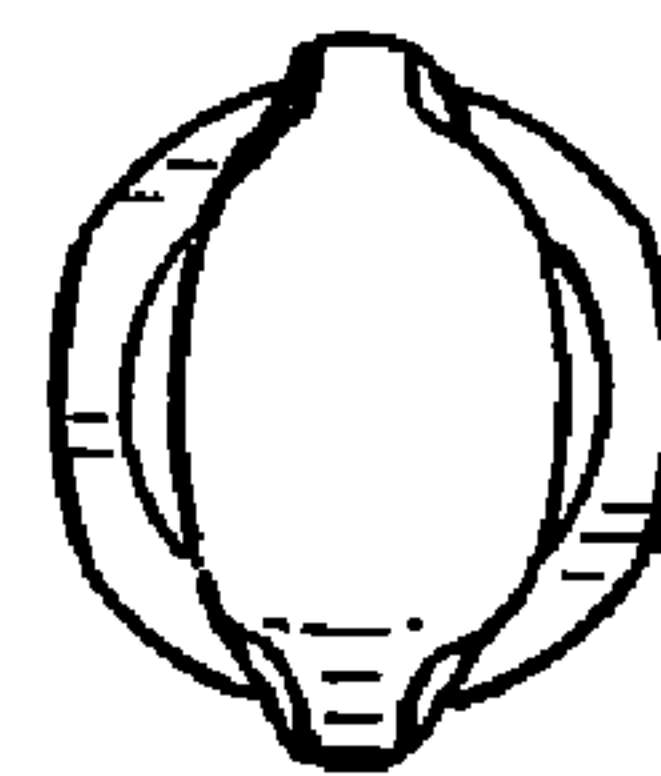


Fig. 6