



US00D634449S

(12) **United States Design Patent**
Kangasmaa et al.

(10) **Patent No.:** **US D634,449 S**
(45) **Date of Patent:** **** Mar. 15, 2011**

(54) **POST CAP**

(75) Inventors: **Ari Kangasmaa**, Nokia (FI); **Elias Joutsenlahti**, Valkkinen (FI)

(73) Assignee: **Junox Oy**, Ylojarvi (FI)

(**) Term: **14 Years**

(21) Appl. No.: **29/347,882**

(22) Filed: **Jul. 8, 2010**

(30) **Foreign Application Priority Data**

Jan. 12, 2010 (EM) 1655887-0001

(51) **LOC (9) Cl.** **25-01**

(52) **U.S. Cl.** **D25/135**

(58) **Field of Classification Search** D25/135;
52/300; 256/65.01, 1

See application file for complete search history.

(56) **References Cited**

U.S. PATENT DOCUMENTS

D465,036 S * 10/2002 Spruill D25/135
6,612,082 B2 * 9/2003 Schimmelpfennig et al. .. 52/300
D507,359 S * 7/2005 Steffes et al. D25/135

* cited by examiner

Primary Examiner — Doris Clark

(74) *Attorney, Agent, or Firm* — Jacobson Holman PLLC

(57) **CLAIM**

The ornamental design for a post cap, as shown and described.

DESCRIPTION

FIG. 1 is a top perspective of the post cap embodying our design;


FIG. 2 is a top plan view of FIG. 1;

FIG. 3 is a bottom plan view of FIG. 1;

FIG. 4 is a side elevational view of FIG. 1, the other three sides being mirror images; and,

FIG. 5 is a corner elevational view of FIG. 1, the other three sides being a mirror image.

1 Claim, 4 Drawing Sheets






FIG. 1




FIG. 2




FIG. 3

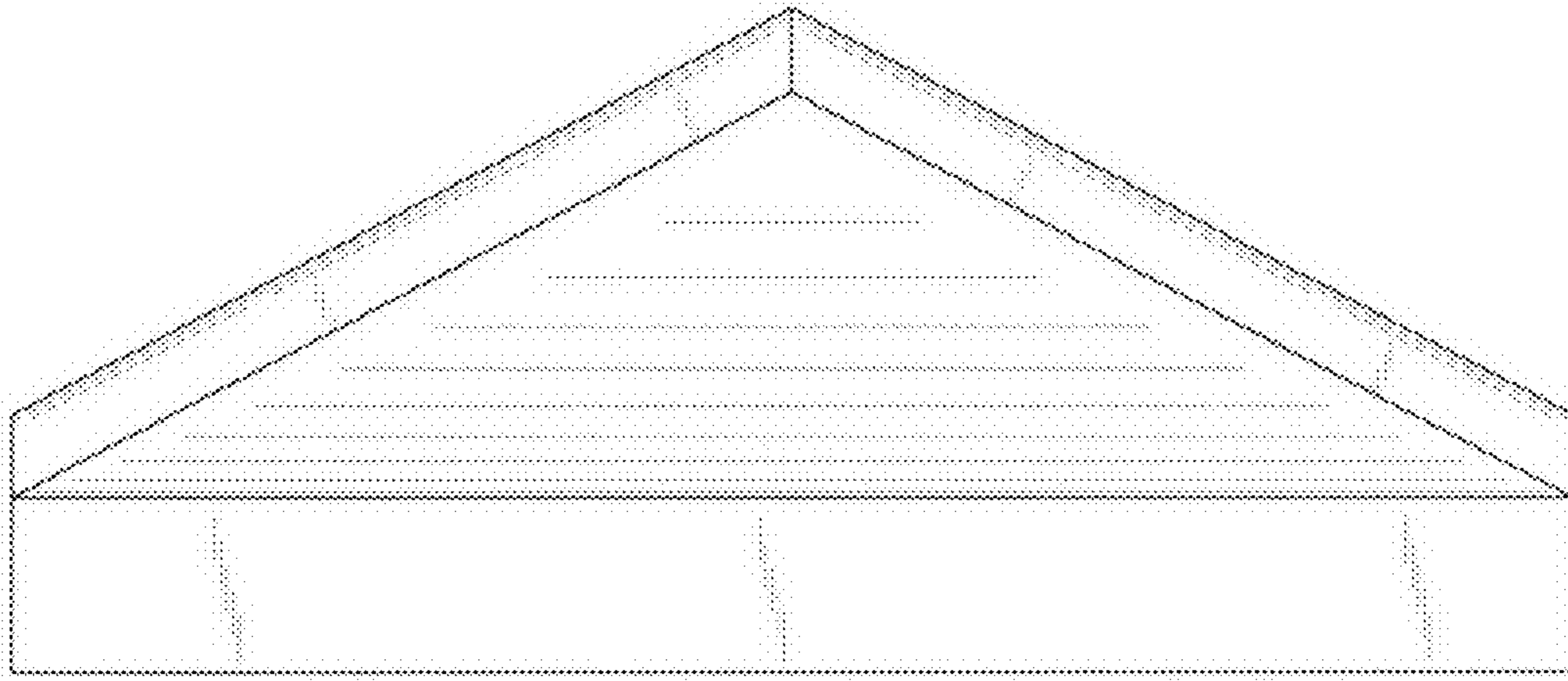


FIG. 4

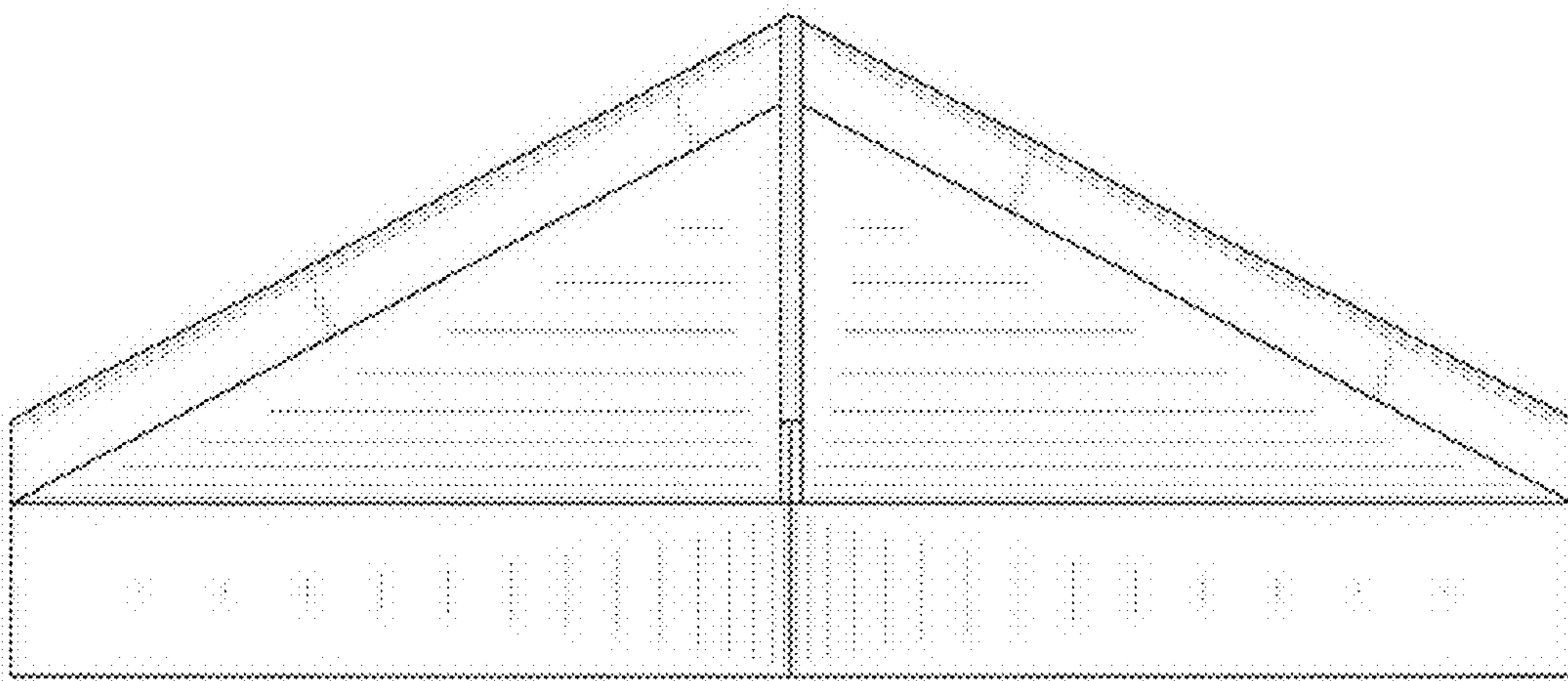


FIG. 5