



US00D634447S

(12) **United States Design Patent**
Elliott

(10) **Patent No.:** **US D634,447 S**

(45) **Date of Patent:** **** Mar. 15, 2011**

(54) **DECORATIVE CORNER BLOCK**

(76) Inventor: **Ralph Elliott**, Mesa, AZ (US)

(**) Term: **14 Years**

(21) Appl. No.: **29/357,585**

(22) Filed: **Mar. 14, 2010**

Related U.S. Application Data

(63) Continuation-in-part of application No. 29/345,915, filed on Oct. 23, 2009, now Pat. No. Des. 621,071.

(51) **LOC (9) Cl.** **25-01**

(52) **U.S. Cl.** **D25/113**

(58) **Field of Classification Search** D25/102, D25/112-118, 119, 136, 138, 164; D8/403; 405/16, 17, 33, 35, 286; 52/503-505, 574, 52/575, 596-612, 435, 475.19, 282.1, 282.2, 52/282.4, 270, 275, 287.1, 288.1, 564, 845; 404/29-31, 34; D6/495

See application file for complete search history.

(56) **References Cited**

U.S. PATENT DOCUMENTS

D240,915	S	*	8/1976	Green	D25/124
4,952,445	A	*	8/1990	Dillon	428/156
D462,259	S	*	9/2002	Williams	D8/403
D560,822	S	*	1/2008	Flehsig	D25/121
D569,014	S	*	5/2008	Coates	D25/102
D573,726	S	*	7/2008	Coates	D25/102

* cited by examiner

Primary Examiner — T. Chase Nelson

Assistant Examiner — Anhdao Doan

(74) *Attorney, Agent, or Firm* — Booth Udall, PLC; Steven J. Laureanti

(57) **CLAIM**

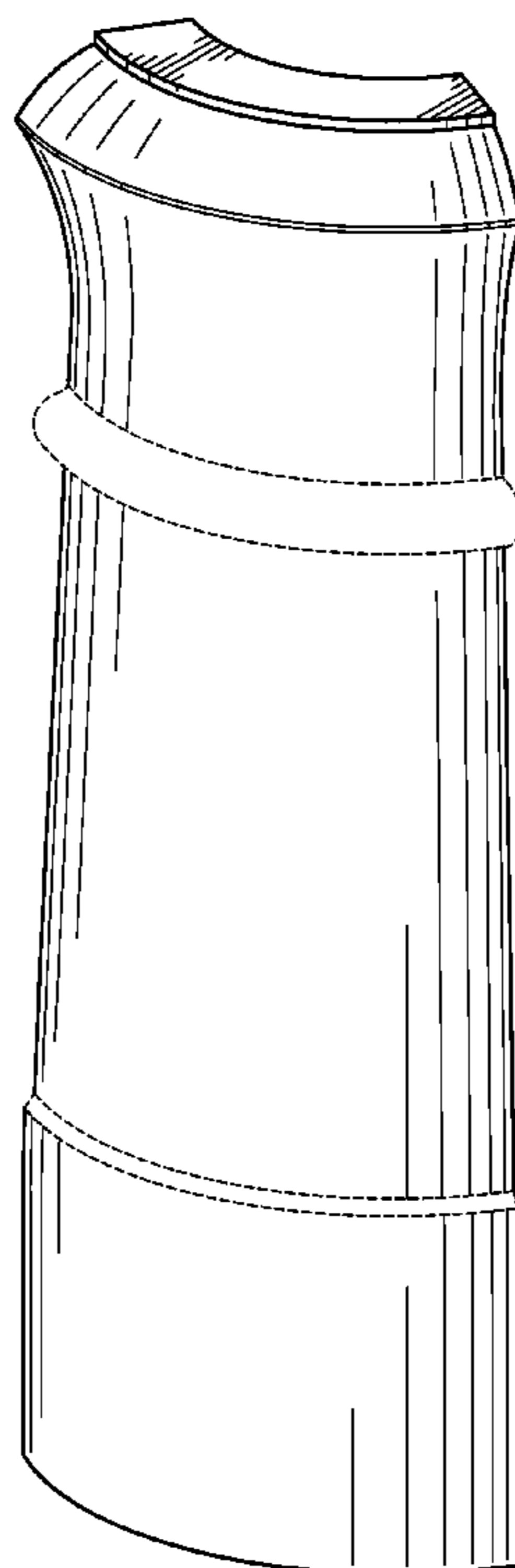
The ornamental design for a decorative corner block, as shown and described.

DESCRIPTION

FIG. 1 is a perspective view of a decorative corner block according to the present invention; FIG. 2 is a front view of the decorative corner block of FIG. 1; FIG. 3 is a right side view of the decorative corner block of FIG. 1, the left side view being a mirror image thereof; FIG. 4 is a back side view of the decorative corner block of FIG. 1; FIG. 5 is a top view of the decorative corner block of FIG. 1; and, FIG. 6 is a bottom view of the decorative corner block of FIG. 1.

The broken lines in FIGS. 1-4 immediately adjacent the solid lines represent the bounds of the claim, and the broken lines and the area within the broken lines represent unclaimed portions of the present invention. None of the broken lines form a part of the claimed design.

1 Claim, 3 Drawing Sheets



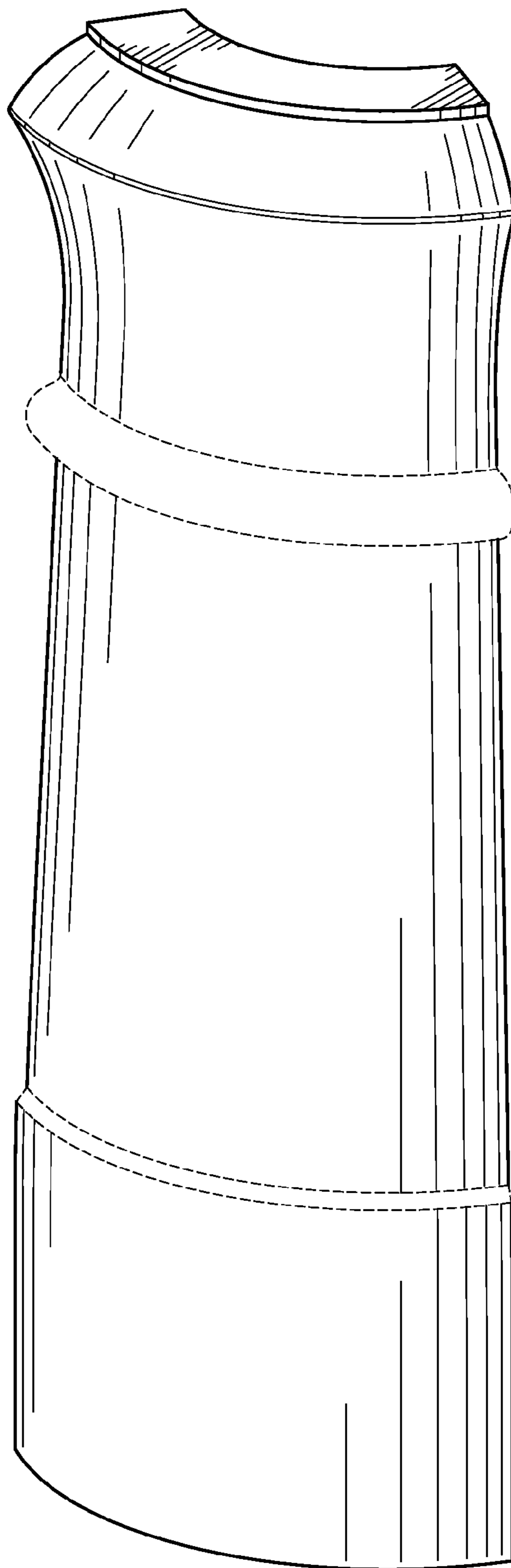


FIG. 1

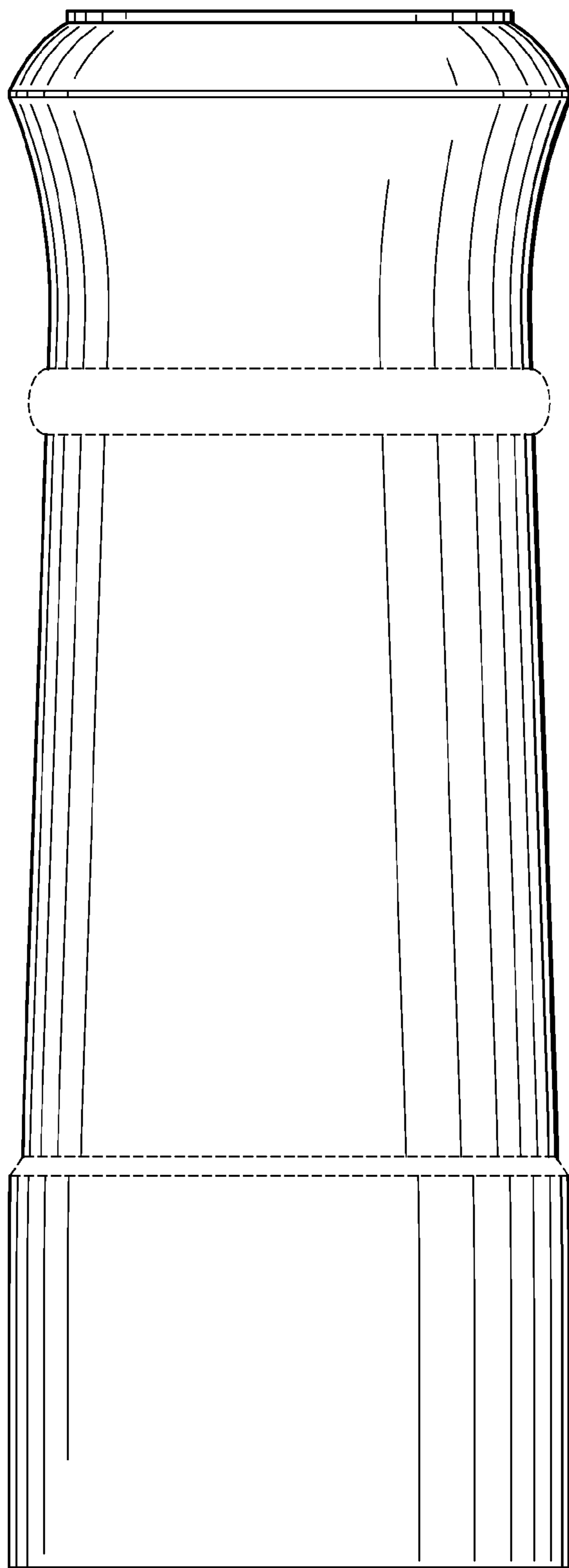


FIG. 2

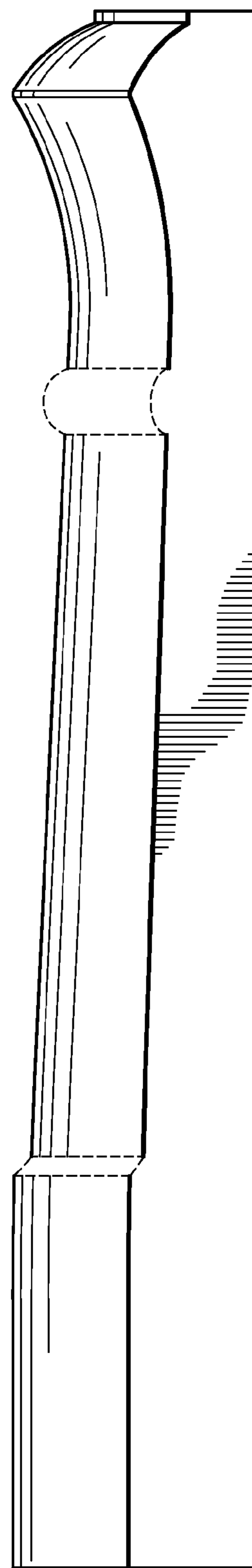


FIG. 3

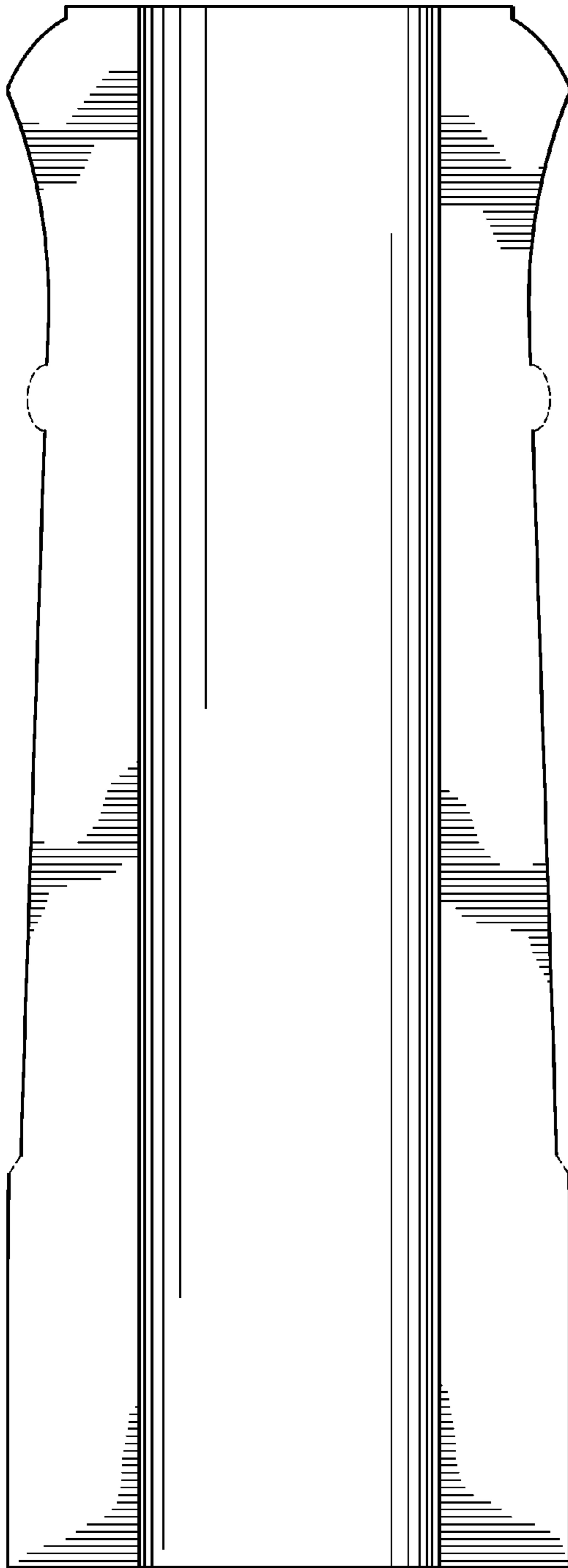


FIG. 4

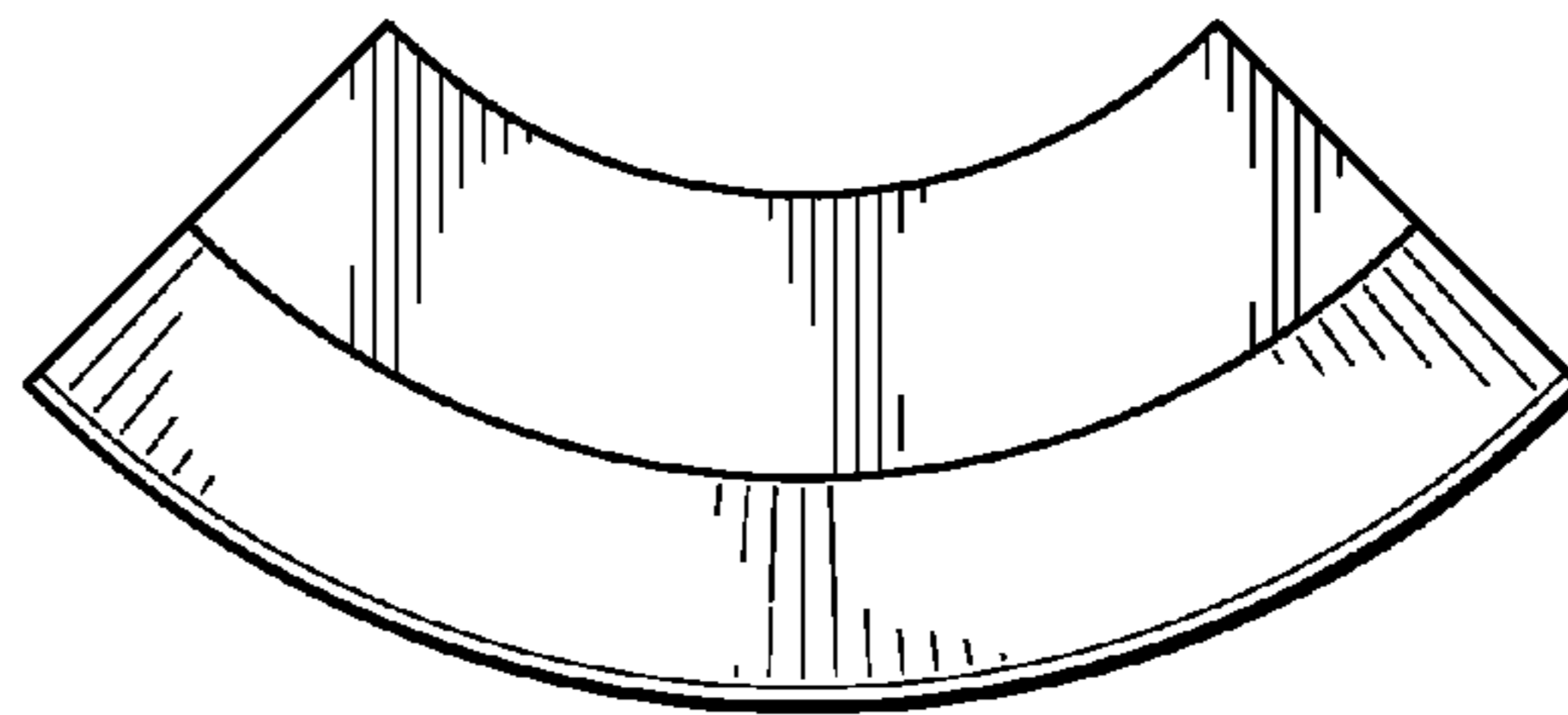


FIG. 5

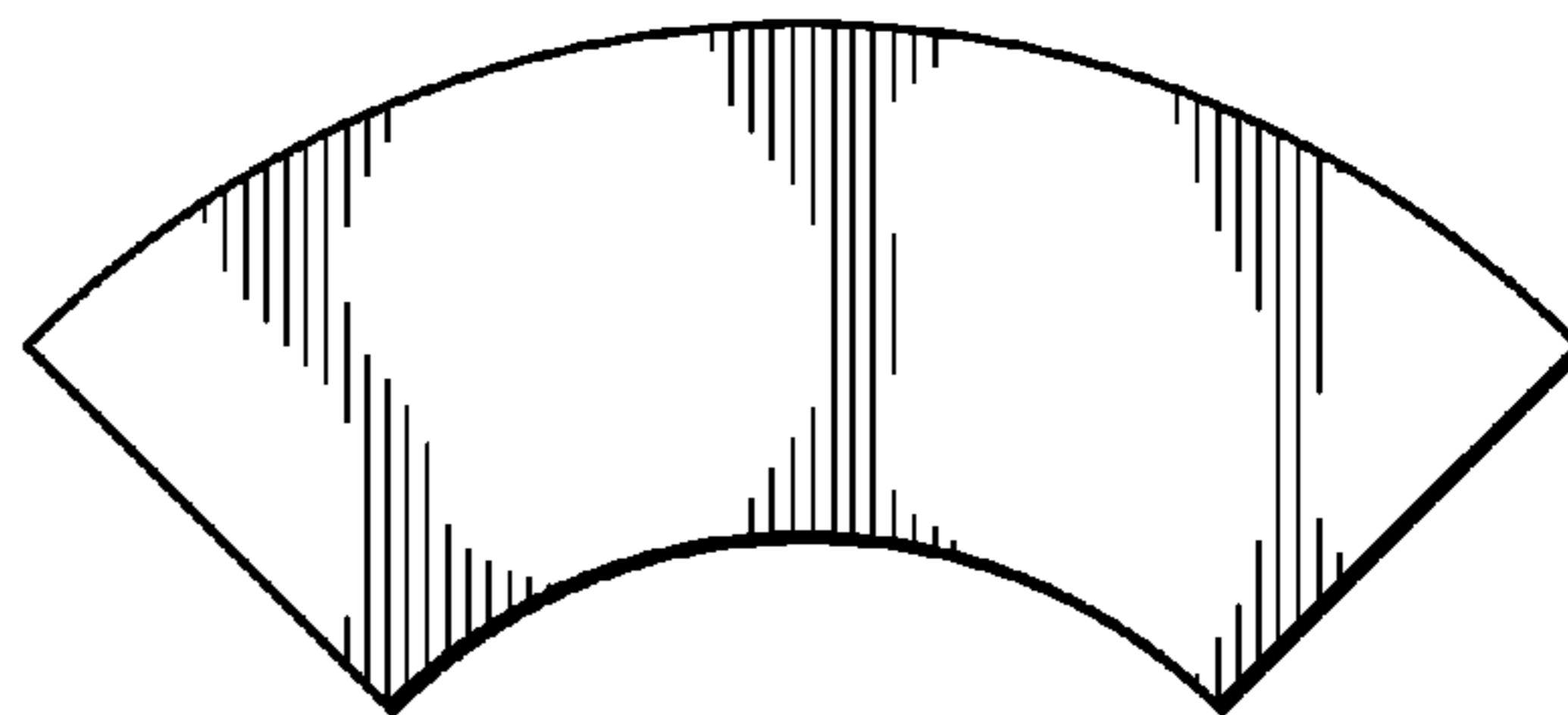


FIG. 6