

US00D634440S

(12) **United States Design Patent**  
**Svärd**

(10) **Patent No.:** **US D634,440 S**

(45) **Date of Patent:** **\*\* Mar. 15, 2011**

(54) **CONTAINER PORTION OF A TEST STRIP UNIT**

(75) Inventor: **Kirsi Svärd**, Turku (FI)

(73) Assignee: **Oy Medix Biochemica AB**, Kauniainen (FI)

(\*\*) Term: **14 Years**

(21) Appl. No.: **29/352,704**

(22) Filed: **Dec. 23, 2009**

(30) **Foreign Application Priority Data**

Jun. 24, 2009 (EM) ..... 001560111-0002  
Jun. 24, 2009 (EM) ..... 001560111-0005

(51) **LOC (9) Cl.** ..... **24-01**

(52) **U.S. Cl.** ..... **D24/224**

(58) **Field of Classification Search** ..... D24/216,  
D24/222-226, 227, 229, 230, 231, 232, 121;  
D10/81; D3/203.1-203.8; 422/99, 102;  
D9/549; 435/288.1, 288.3, 288.4, 304.1,  
435/305.1, 305.3, 305.4

See application file for complete search history.

(56) **References Cited**

U.S. PATENT DOCUMENTS

3,774,455 A \* 11/1973 Seidler et al. .... 422/102  
5,038,794 A \* 8/1991 Van Valkenburg ..... 604/403  
D342,141 S \* 12/1993 Baxter ..... D24/224  
D367,114 S \* 2/1996 Wilson et al. .... D24/224

5,879,635 A \* 3/1999 Nason ..... 422/102  
D429,338 S \* 8/2000 Eden ..... D24/224  
D457,645 S \* 5/2002 Eden ..... D24/224  
D520,643 S \* 5/2006 Clarke et al. .... D24/216  
7,172,728 B2 \* 2/2007 Otake ..... 422/61  
7,691,326 B2 \* 4/2010 Sorenson et al. .... 422/61  
2008/0213131 A1 \* 9/2008 Tamai et al. .... 422/68.1

\* cited by examiner

*Primary Examiner* — T. Chase Nelson

*Assistant Examiner* — Anhdao Doan

(74) *Attorney, Agent, or Firm* — Kevin M. Farrell; Katherine A. Wrobel; Pierce Atwood LLP

(57) **CLAIM**

The ornamental design for a container portion of a test strip unit, as shown and described.

**DESCRIPTION**

FIG. 1 is a bottom perspective view of a container portion of a test strip unit;

FIG. 2 is a front view thereof;

FIG. 3 is a left side view thereof;

FIG. 4 is a bottom view thereof;

FIG. 5 is a top view thereof;


FIG. 6 is a rear view thereof;

FIG. 7 is a right side view thereof; and,

FIG. 8 is a cross section view thereof taken along lines 8—8 of FIG. 4.

The broken lines in the drawing views are included for the purpose of illustrating a portion of the container portion of a test strip unit that forms no part of the claimed design.

**1 Claim, 3 Drawing Sheets**






Figure 3




Figure 2




Figure 1

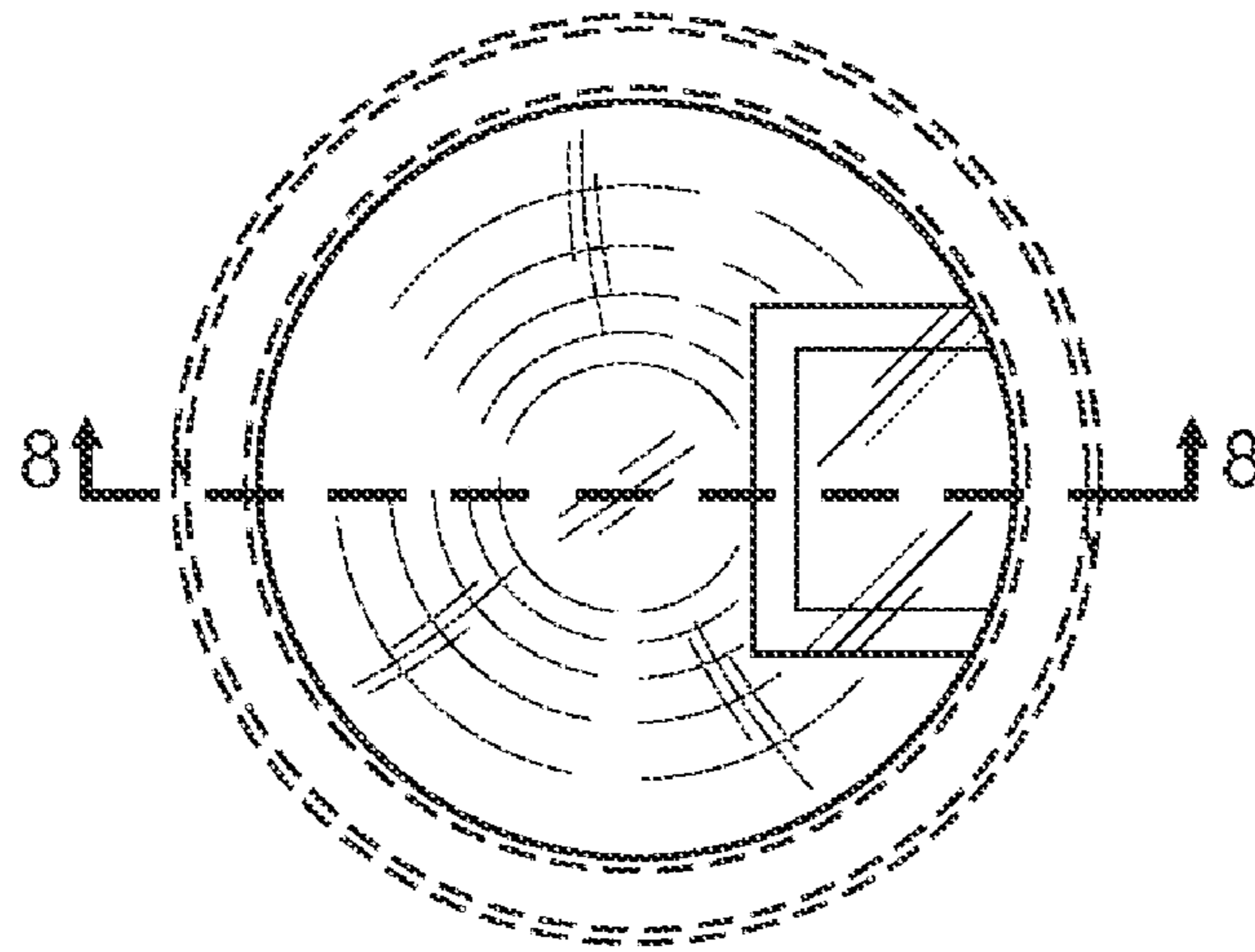


Figure 4

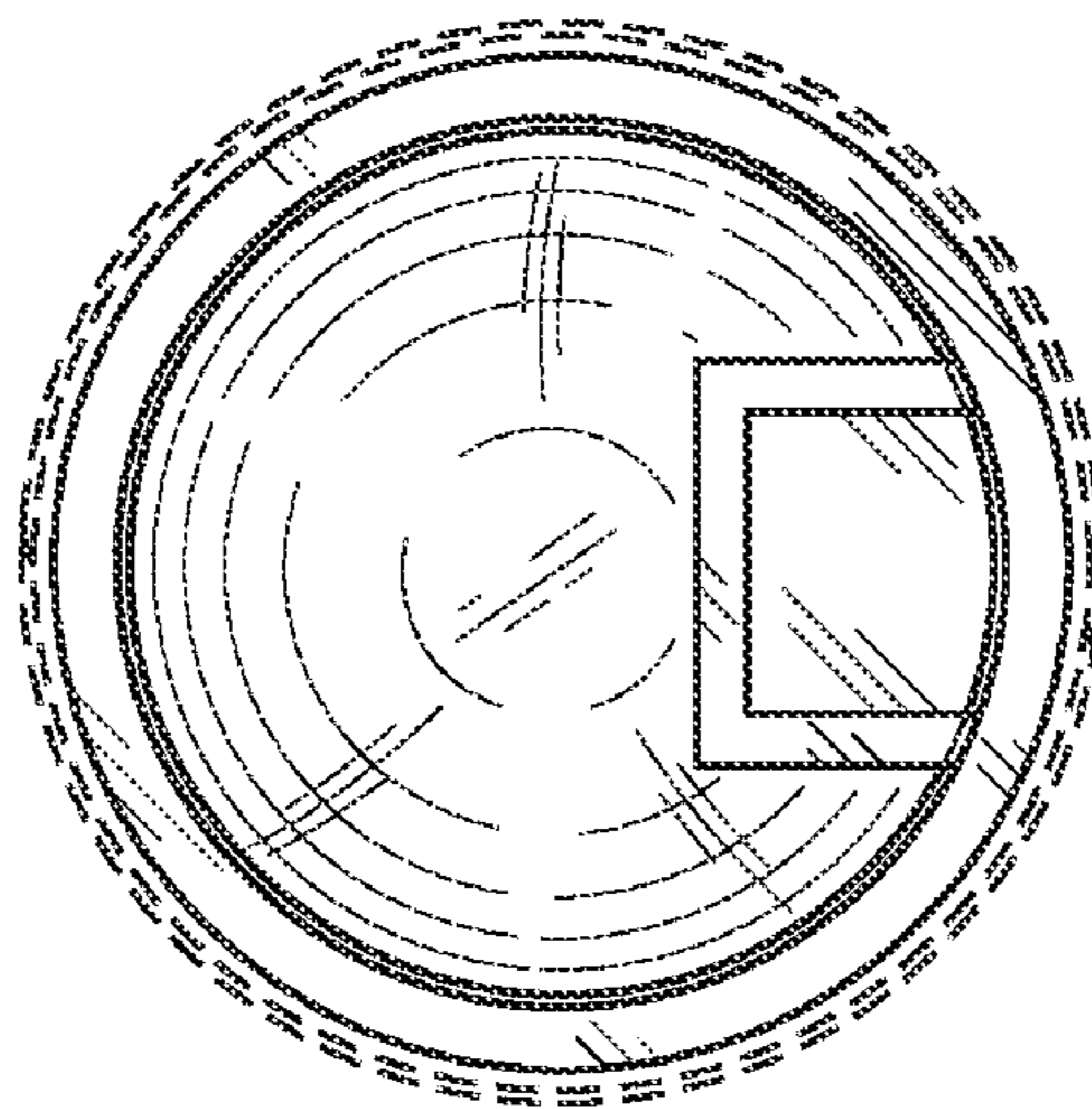


Figure 5




Figure 8




Figure 7



Figure 6