



US00D634431S

(12) **United States Design Patent**
Severe et al.

(10) **Patent No.:** **US D634,431 S**

(45) **Date of Patent:** **** *Mar. 15, 2011**

(54) **PORTABLE HEART MONITOR**

(75) Inventors: **Lon M. Severe**, San Diego, CA (US);
Laurent F. Dube, Plaistow, NH (US);
Philip S Lamb, San Diego, CA (US)

(73) Assignee: **CardioNet, Inc.**, San Diego, CA (US)

(**) Term: **14 Years**

(21) Appl. No.: **29/302,738**

(22) Filed: **Jan. 23, 2008**

(51) **LOC (9) Cl.** **24-02**

(52) **U.S. Cl.** **D24/167**

(58) **Field of Classification Search** D24/164–169,
D24/186; D10/98; 600/301, 481, 483–485,
600/490, 493–495, 499, 500, 501; 128/900
See application file for complete search history.

(56) **References Cited**

U.S. PATENT DOCUMENTS

D377,983 S	2/1997	Sabri et al.	
D410,287 S *	5/1999	von Boetticher	D24/165
5,931,791 A	8/1999	Saltzstein et al.	
D414,870 S *	10/1999	Saltzstein et al.	D24/186
D429,336 S *	8/2000	Francis et al.	D24/167
D449,891 S *	10/2001	Moro	D24/165
D502,655 S *	3/2005	Huang	D10/81
6,871,089 B2	3/2005	Korzinov et al.	
D547,454 S *	7/2007	Hsieh	D24/186
D554,266 S *	10/2007	Striepe et al.	D24/186

D562,985 S *	2/2008	Brefka et al.	D24/186
D569,521 S *	5/2008	Omaki	D24/186
D582,043 S *	12/2008	Koike et al.	D24/165
D583,950 S *	12/2008	Itonaga et al.	D24/165
D584,974 S *	1/2009	Fukuda et al.	D10/70
7,542,878 B2	6/2009	Nanikashvili	

OTHER PUBLICATIONS

Savi Wireless—Mobile Cardiac Telemetry Brochure, published by at least May 2009, 12 Pages, Medicomp, Melbourne, Florida.

* cited by examiner

Primary Examiner — T. Chase Nelson

Assistant Examiner — Anhdao Doan

(74) *Attorney, Agent, or Firm* — Fish & Richardson P.C.

(57) **CLAIM**

The ornamental design for a portable heart monitor, substantially as shown and described.

DESCRIPTION

FIG. 1 is a front elevational view of the design of a portable heart monitor;

FIG. 2 is a front side perspective view thereof;

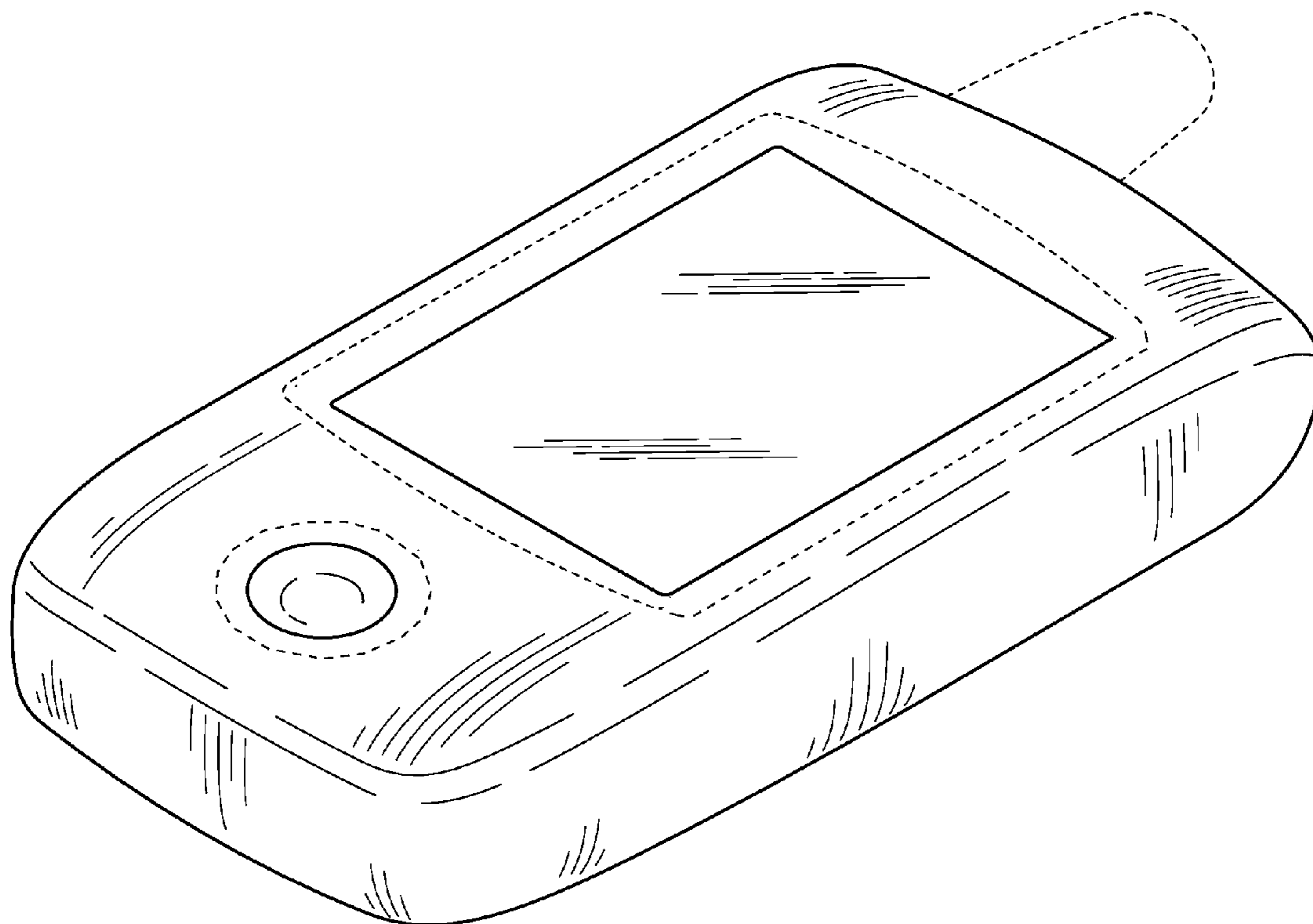
FIG. 3 is a top elevational view thereof;

FIG. 4 is a right side elevational view thereof; and,

FIG. 5 is rear side perspective view thereof.

The broken lines in FIGS. 1-5 are included for the purpose of illustrating portions of the portable heart monitor that form no part of the claimed design.

1 Claim, 4 Drawing Sheets



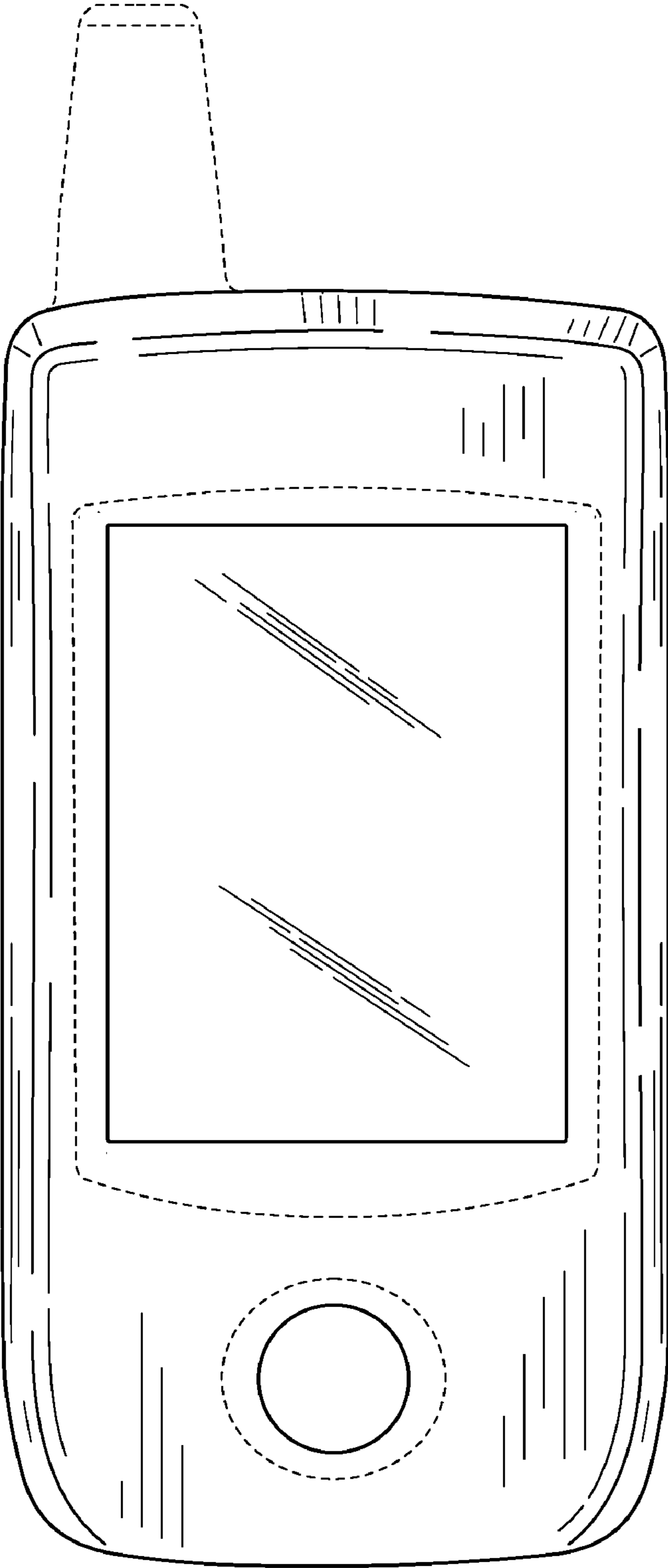


FIG. 1

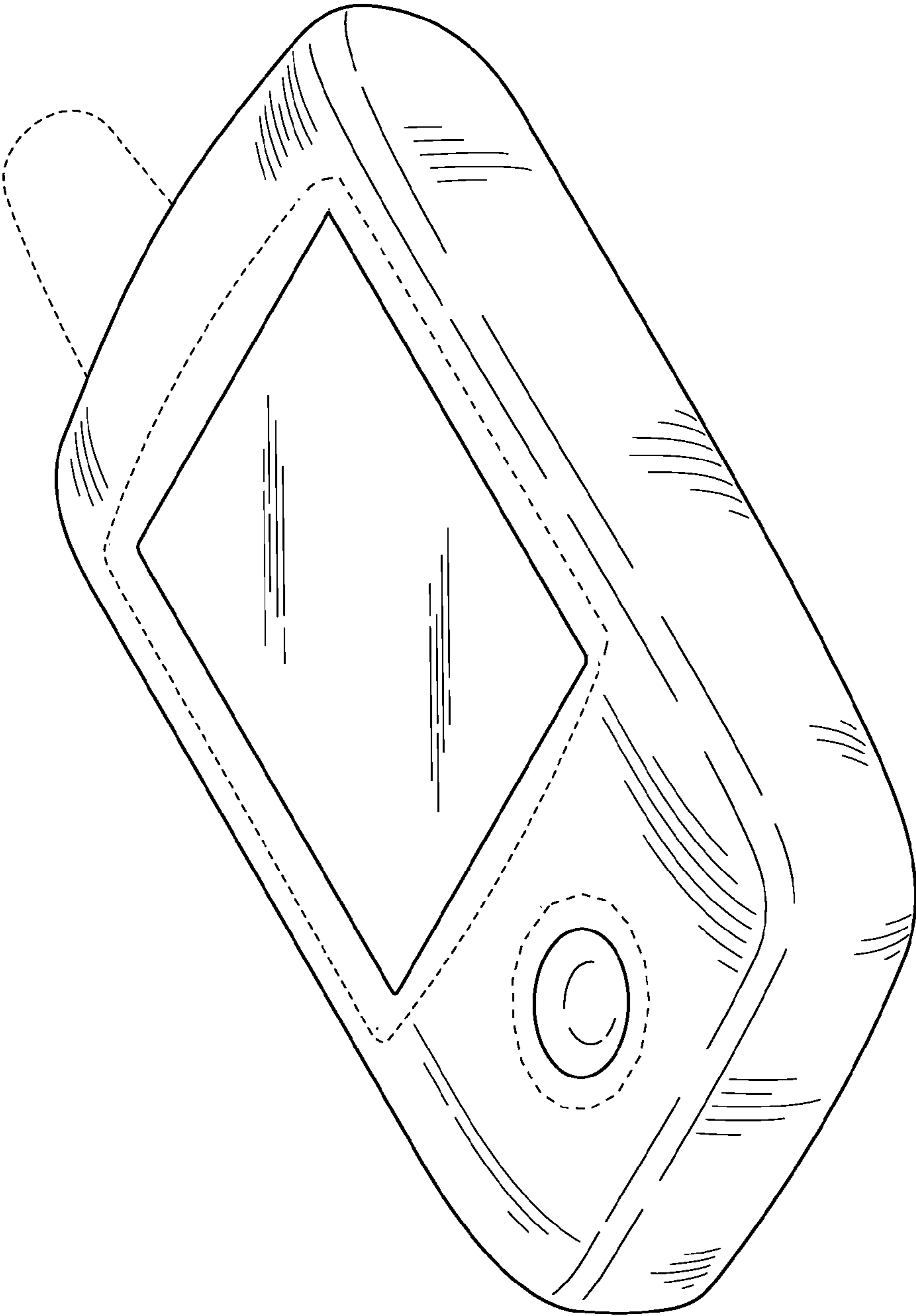


FIG. 2




FIG. 3

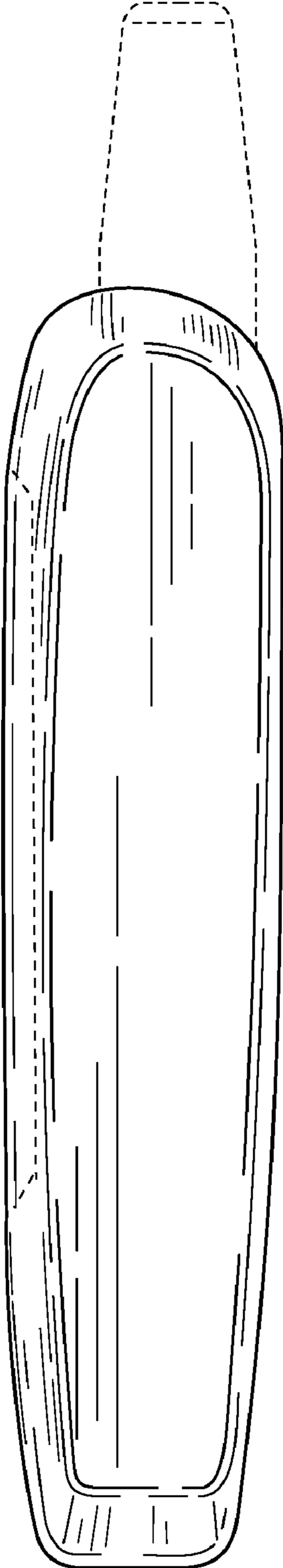


FIG. 4

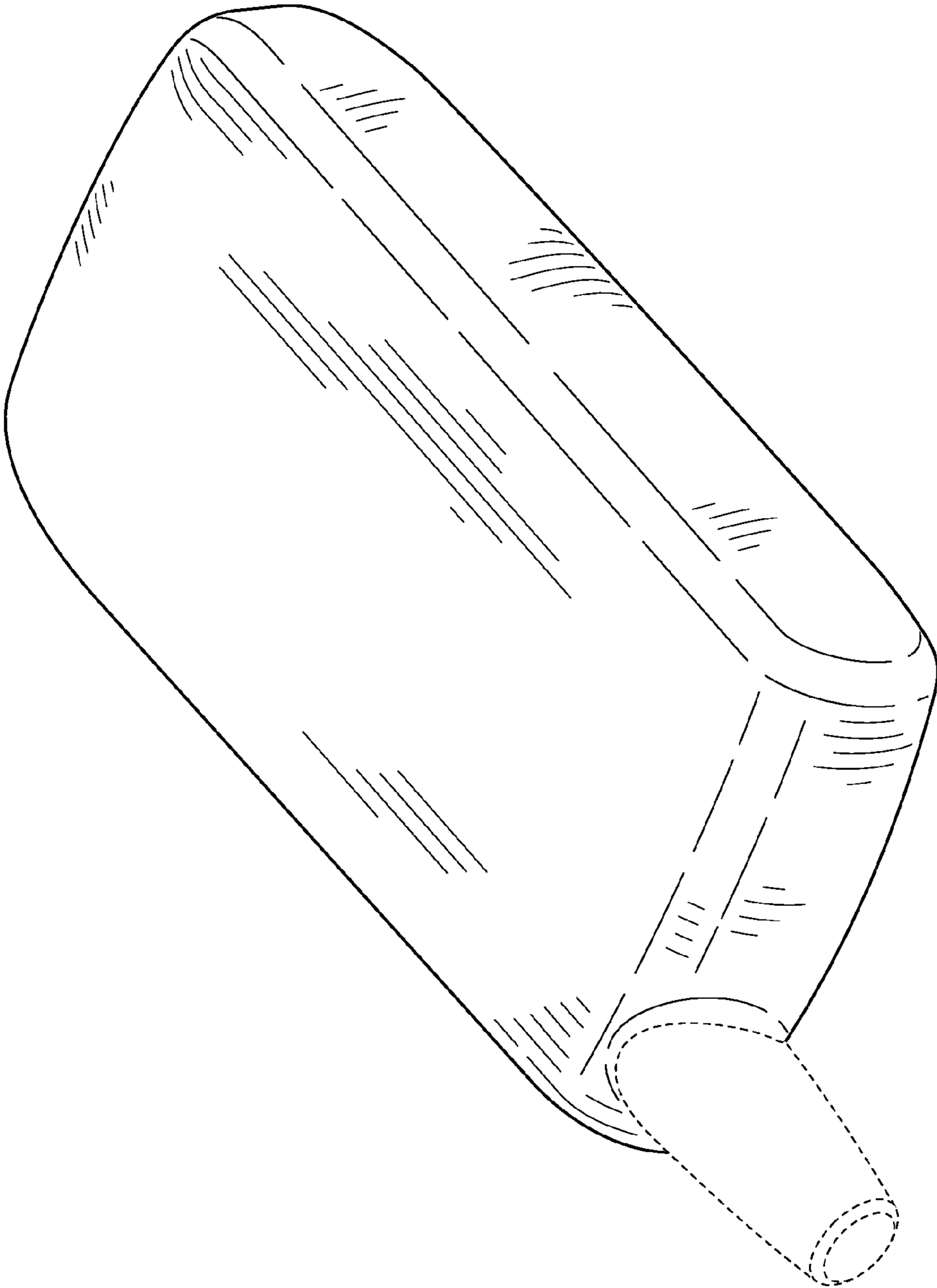


FIG. 5