



US00D634403S

(12) **United States Design Patent**  
**Thornton**

(10) **Patent No.:** **US D634,403 S**

(45) **Date of Patent:** **\*\* Mar. 15, 2011**

(54) **FAUCET**

(75) **Inventor:** **Brian G. Thornton**, Las Vegas, NV  
(US)

(73) **Assignee:** **Newfrey LLC**, Newark, DE (US)

(\*\*) **Term:** **14 Years**

(21) **Appl. No.:** **29/361,620**

(22) **Filed:** **May 13, 2010**

(51) **LOC (9) Cl.** ..... **23-01**

(52) **U.S. Cl.** ..... **D23/238**

(58) **Field of Classification Search** ..... D23/238,  
D23/242-243, 250, 252-254, 255, 257; 4/675-678;  
137/801

See application file for complete search history.

(56) **References Cited**

**U.S. PATENT DOCUMENTS**

D224,403 S \* 7/1972 Jenner ..... D23/238  
D266,104 S \* 9/1982 Johnson ..... D23/241  
D308,243 S \* 5/1990 Strignano ..... D23/241

D337,371 S \* 7/1993 Levien ..... D23/255  
D351,217 S \* 10/1994 Lu ..... D23/241  
D445,876 S \* 7/2001 Spangler ..... D23/238  
D448,066 S \* 9/2001 Zetsche ..... D23/241  
D511,814 S \* 11/2005 Wei ..... D23/238

\* cited by examiner

*Primary Examiner* — Robert A Delehanty

(74) *Attorney, Agent, or Firm* — Richard J. Veltman; John D. DelPonti


(57) **CLAIM**

The ornamental design for a faucet, as shown and described.

**DESCRIPTION**

FIG. 1 is a perspective view of a faucet showing a new design;  
FIG. 2 is a front view thereof;  
FIG. 3 is a back view thereof;  
FIG. 4 is a top view thereof;  
FIG. 5 is a bottom view thereof; and,  
FIG. 6 is a right side view thereof, the left side view being a  
mirror image.

**1 Claim, 3 Drawing Sheets**






FIG. 1

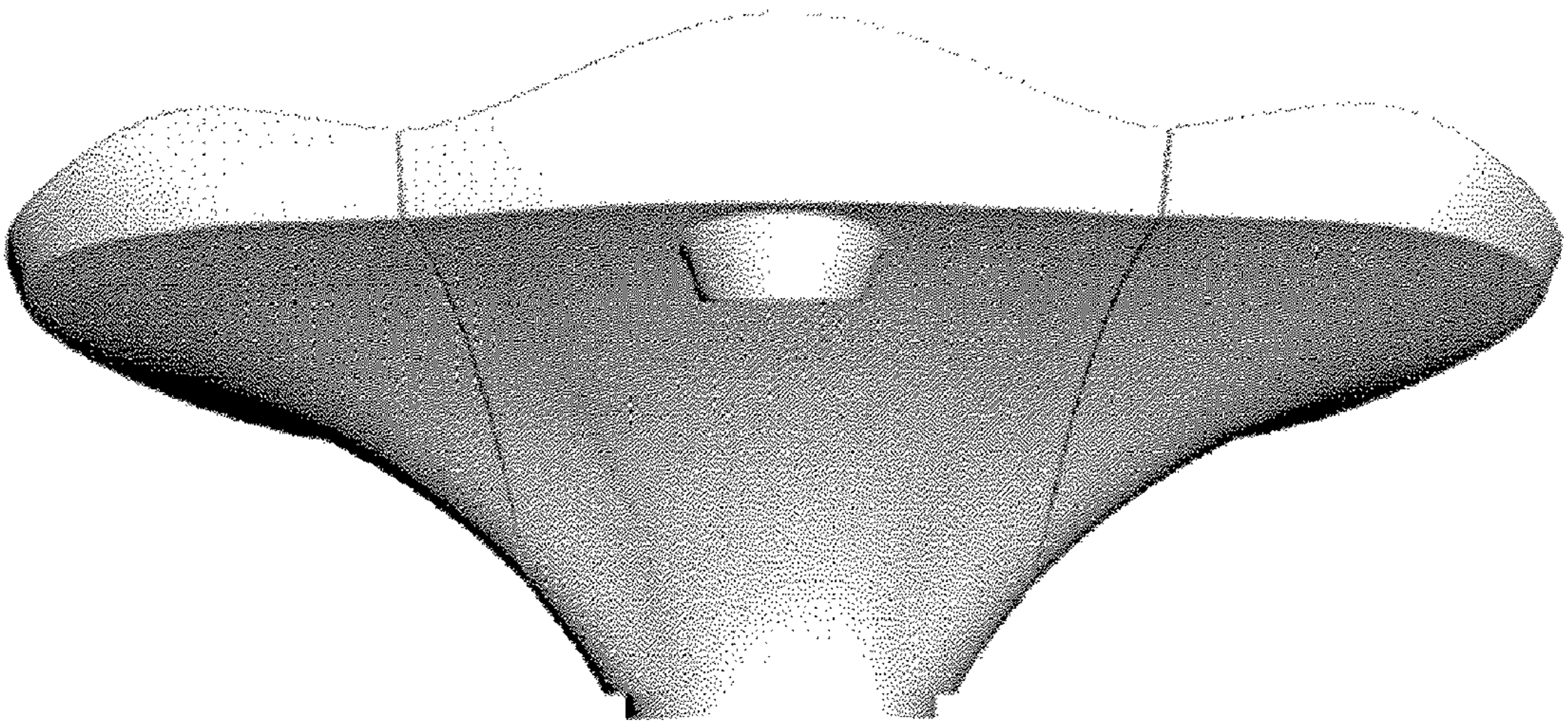


FIG. 2

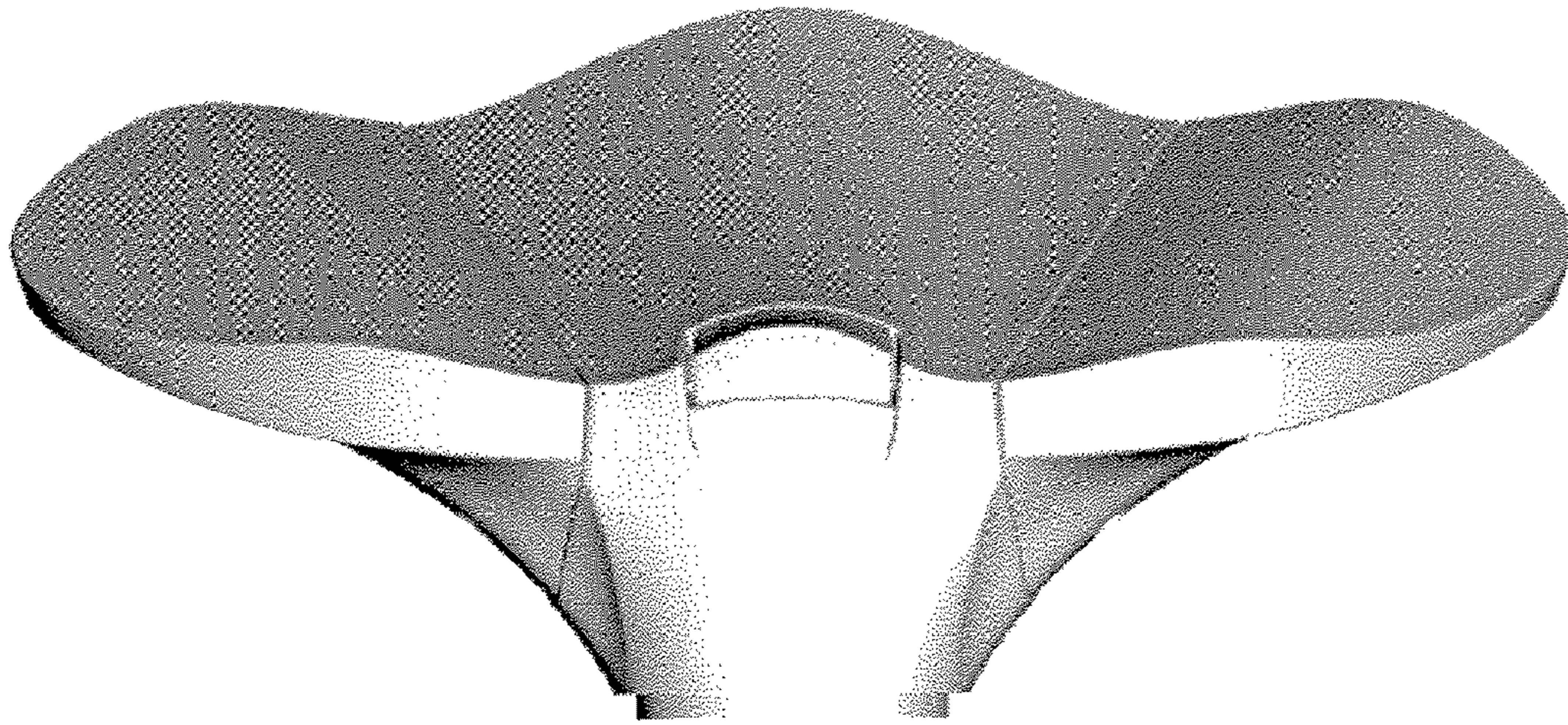


FIG. 3

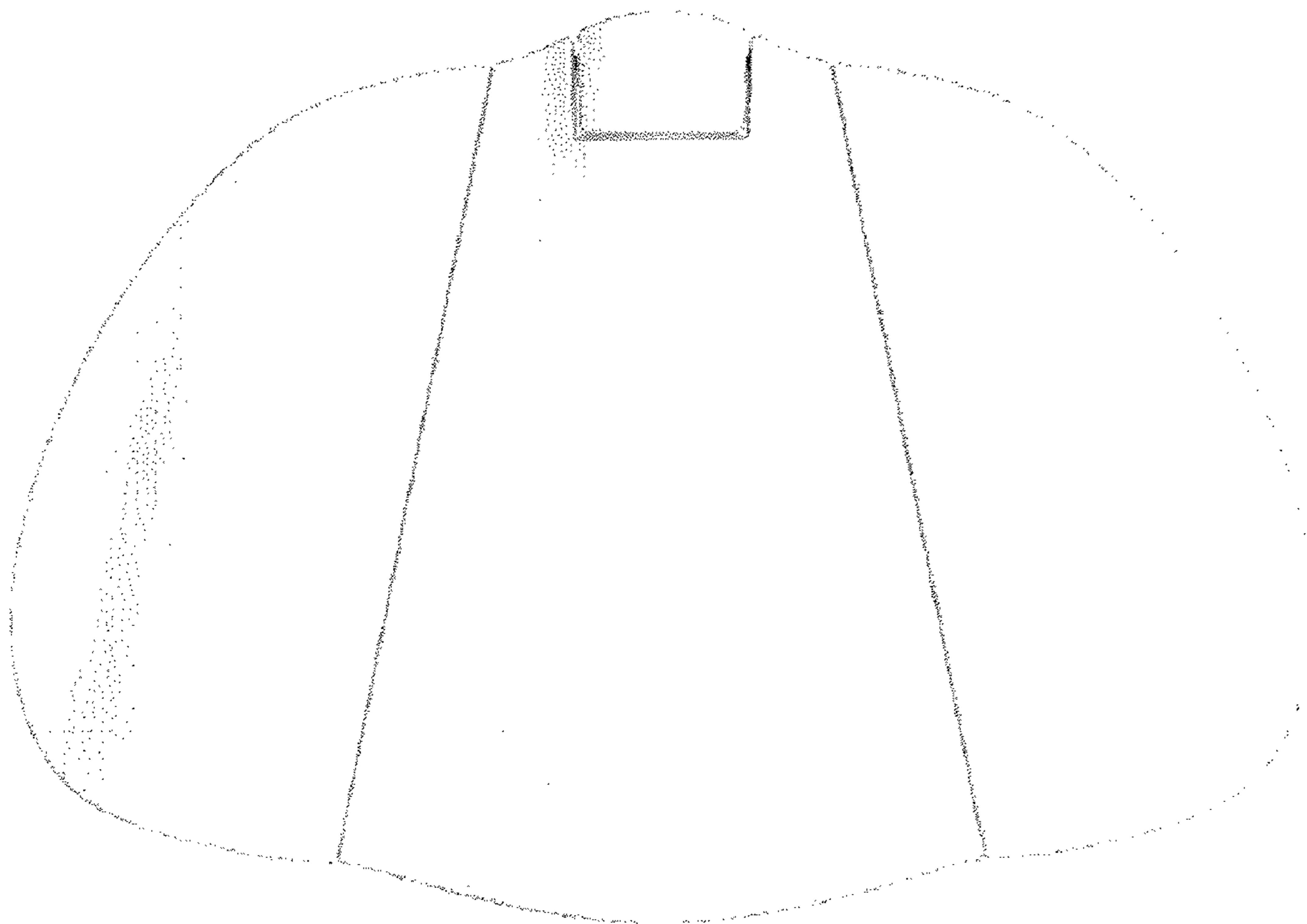


FIG. 4




FIG. 5

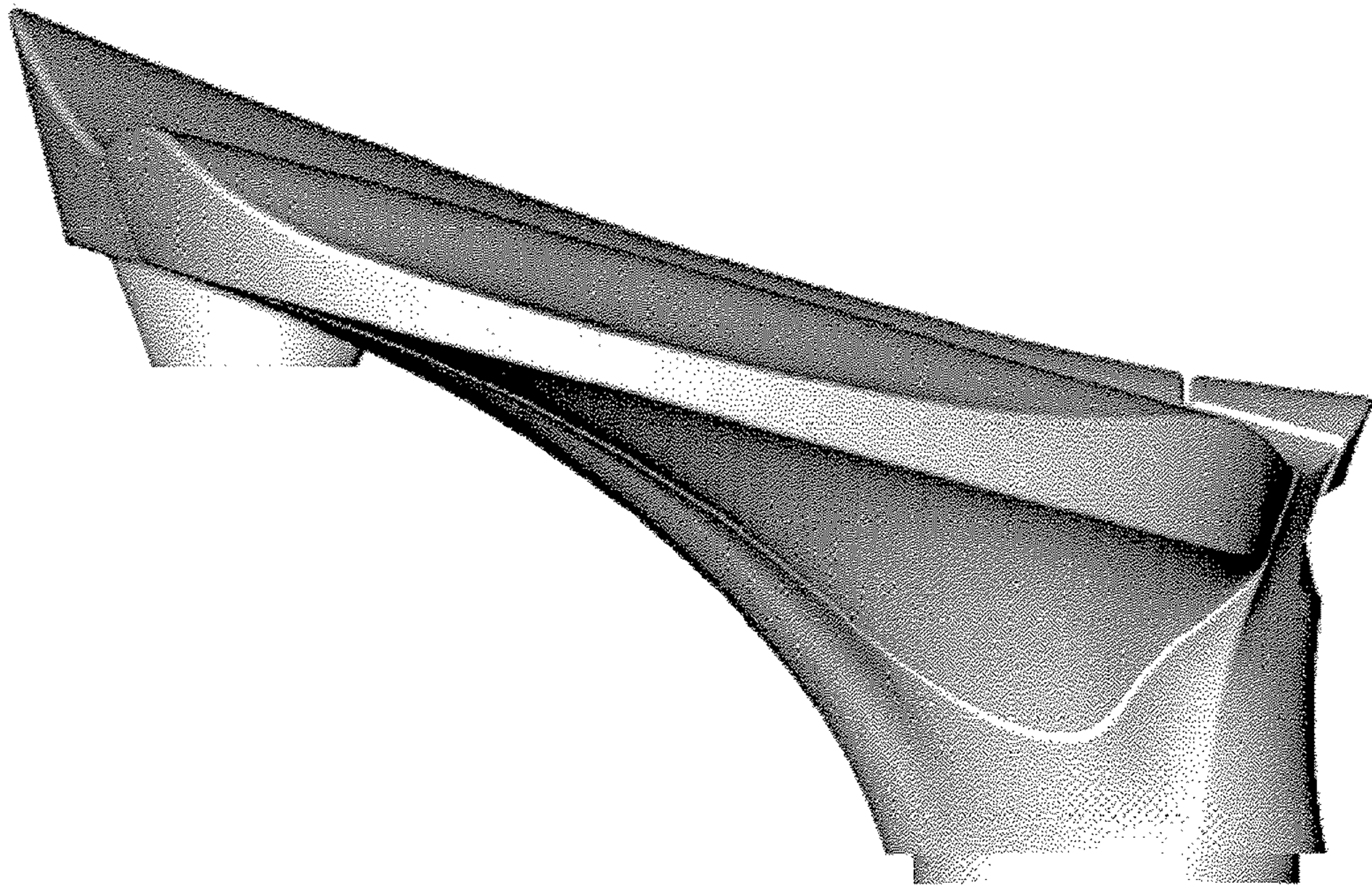


FIG. 6