

US00D634402S

(12) **United States Design Patent**
Zetsche et al.

(10) **Patent No.:** **US D634,402 S**
(45) **Date of Patent:** **** Mar. 15, 2011**

(54) **MIXING FAUCETS**

(75) Inventors: **Reinhard Zetsche**, Munich (DE);
Bruno Sacco, Sindelfingen (DE)

(73) Assignee: **Hansa Metallwerke AG**, Stuttgart (DE)

(**) Term: **14 Years**

(21) Appl. No.: **29/341,568**

(22) Filed: **Aug. 7, 2009**

(30) **Foreign Application Priority Data**

Feb. 12, 2009 (EM) 001087522

(51) **LOC (9) Cl.** **23-01**

(52) **U.S. Cl.** **D23/238**

(58) **Field of Classification Search** D23/238,
D23/242-243, 250, 252-254, 255, 257; 4/675-678;
137/801

See application file for complete search history.

(56) **References Cited**

U.S. PATENT DOCUMENTS

D300,941 S * 5/1989 Paul D23/242
D518,877 S * 4/2006 Kulig D23/241
D533,630 S * 12/2006 Zetsche D23/238

D613,822 S * 4/2010 Hanna D23/242
D615,163 S * 5/2010 Sieger D23/255
D616,066 S * 5/2010 Cummings et al. D23/228

* cited by examiner

Primary Examiner — Robert A Delehanty

(74) *Attorney, Agent, or Firm* — Factor & Lake, Ltd.

(57) **CLAIM**

The ornamental design for mixing faucet, as shown and described.

DESCRIPTION

FIG. 1 is a perspective view of the mixing faucet showing a new ornamental design thereof;

FIG. 2 is a front elevation view of the mixing faucet shown in FIG. 1;

FIG. 3 is a rear elevation view of the mixing faucet shown in FIG. 1;


FIG. 4 is a left side elevation view of the mixing faucet shown in FIG. 1;

FIG. 5 is a right side elevation view of the mixing faucet shown in FIG. 1;

FIG. 6 is a top plan view of the mixing faucet shown in FIG. 1; and,

FIG. 7 is a bottom plan view of the mixing faucet shown in FIG. 1.

1 Claim, 7 Drawing Sheets






FIG. 1



FIG. 2




FIG. 3




FIG. 4




FIG. 5




FIG. 6




FIG. 7