



US00D634400S

(12) **United States Design Patent**  
**Tremblay et al.**

(10) **Patent No.:** **US D634,400 S**  
(45) **Date of Patent:** **\*\* Mar. 15, 2011**

- (54) **WATERING CAN**
- (75) Inventors: **Elizabeth Tremblay**, Minneapolis, MN (US); **Becca Jane Koehler**, Minneapolis, MN (US); **Chad Michael Bogdan**, St. Paul, MN (US)
- (73) Assignee: **Target Brands, Inc.**, Minneapolis, MN (US)
- (\*\*) Term: **14 Years**
- (21) Appl. No.: **29/367,691**
- (22) Filed: **Aug. 11, 2010**
- (51) **LOC (9) Cl.** ..... **23-01**
- (52) **U.S. Cl.** ..... **D23/212**
- (58) **Field of Classification Search** ..... D23/212;  
222/465.1, 566; 239/375-378  
See application file for complete search history.

- D468,799 S \* 1/2003 Kortleven ..... D23/212
- D486,553 S 2/2004 Tremblay
- D525,340 S \* 7/2006 Durant ..... D23/212
- D570,445 S 6/2008 Sellers et al.
- D614,260 S 4/2010 Blaszcak et al.
- D614,261 S \* 4/2010 Hung et al. .... D23/212
- 7,854,357 B2 \* 12/2010 Hill ..... 222/475
- 2005/0051231 A1 3/2005 Harding

**OTHER PUBLICATIONS**

Plastic Watering Cans, <http://www.nextag.com/Lawn-Garden-zzwatering+can+plasticz2700407zB6z5---html>, printed on Jul. 30, 2010, 13 pages.

Indoor Watering Can, [http://www.thecompanyshed.co.nz/store/images/indoor\\_can-1litre.jpg](http://www.thecompanyshed.co.nz/store/images/indoor_can-1litre.jpg), printed on Jul. 30, 2010, 1 page.

Watering Can—Publicly available at least as early as 2005, 1 page.

\* cited by examiner

*Primary Examiner* — Robin V Webster

(74) *Attorney, Agent, or Firm* — Griffiths & Seaton PLLC

(57) **CLAIM**

The ornamental design for a watering can, as shown and described.

**DESCRIPTION**

FIG. 1 is a front, top, perspective view of a watering can showing our new design;

FIG. 2 is a rear, bottom perspective view thereof;

FIG. 3 is a front view thereof, the rear view being a mirror image of the front view;

FIG. 4 is a top view thereof;

FIG. 5 is a bottom view thereof;

FIG. 6 is a right side view thereof; and,

FIG. 7 is a left side view thereof.


The features shown in broken lines depict environmental subject matter and form no part of the claimed design.

**1 Claim, 6 Drawing Sheets**

(56) **References Cited**

**U.S. PATENT DOCUMENTS**

- 880,522 A \* 3/1908 Gray ..... 220/759
- 1,699,459 A \* 1/1929 Ullrich ..... 239/377
- D172,675 S \* 7/1954 Mandell ..... D23/212
- 3,648,933 A 3/1972 Grotz
- D266,018 S 8/1982 Dilyard
- D278,928 S \* 5/1985 Gerber ..... D23/212
- D279,310 S \* 6/1985 Murphy ..... D23/212
- D314,810 S 2/1991 Carlson
- D323,204 S \* 1/1992 Igarashi ..... D23/212
- D357,729 S 4/1995 Boyd
- D375,139 S \* 10/1996 Thorp ..... D23/212
- D401,668 S 11/1998 Kreizel
- 5,915,628 A 6/1999 Kreizel
- D416,978 S \* 11/1999 Haley et al. .... D23/212
- D425,602 S 5/2000 Koziol
- D447,788 S \* 9/2001 Rosenberg ..... D23/212



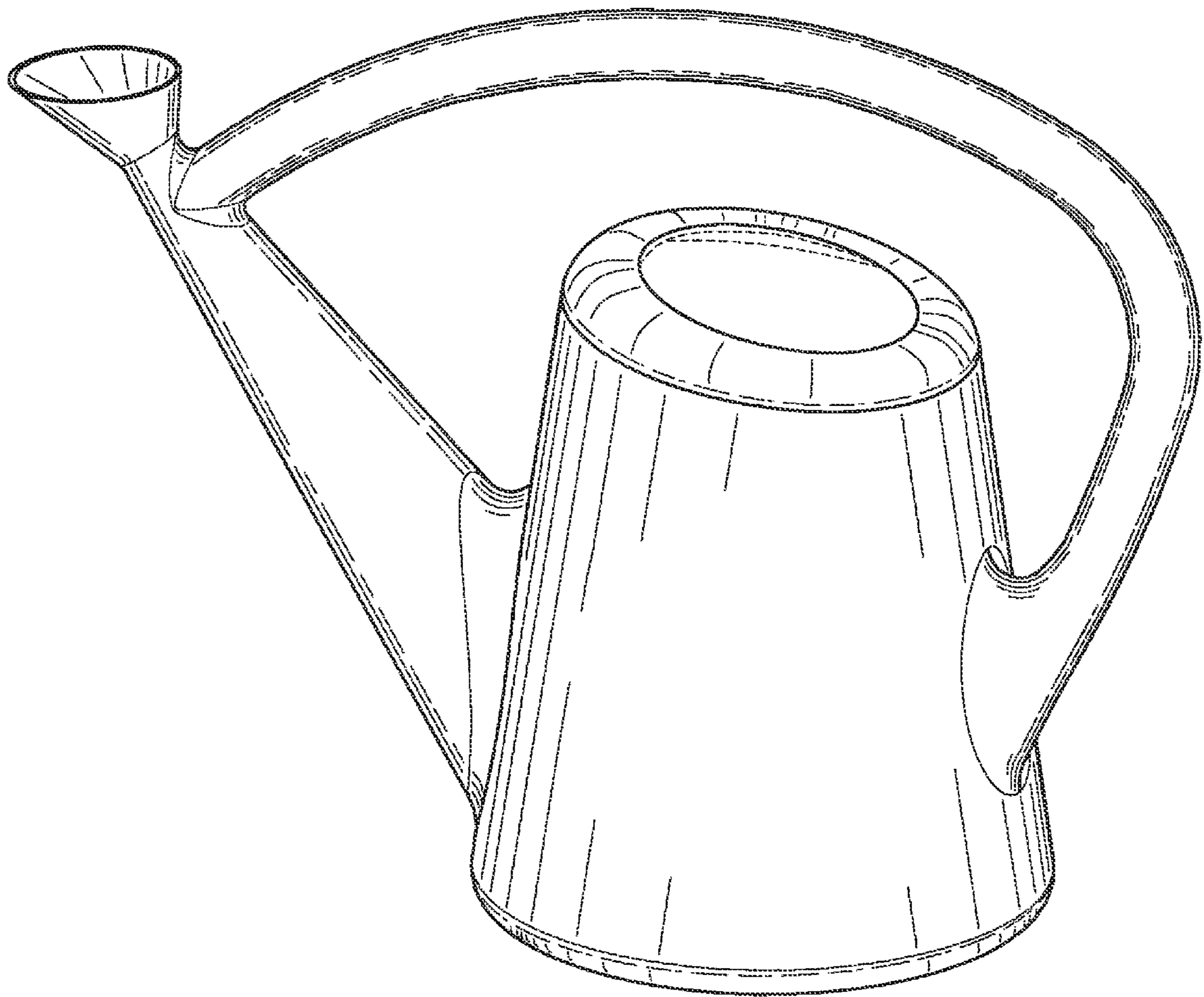


FIG. 1

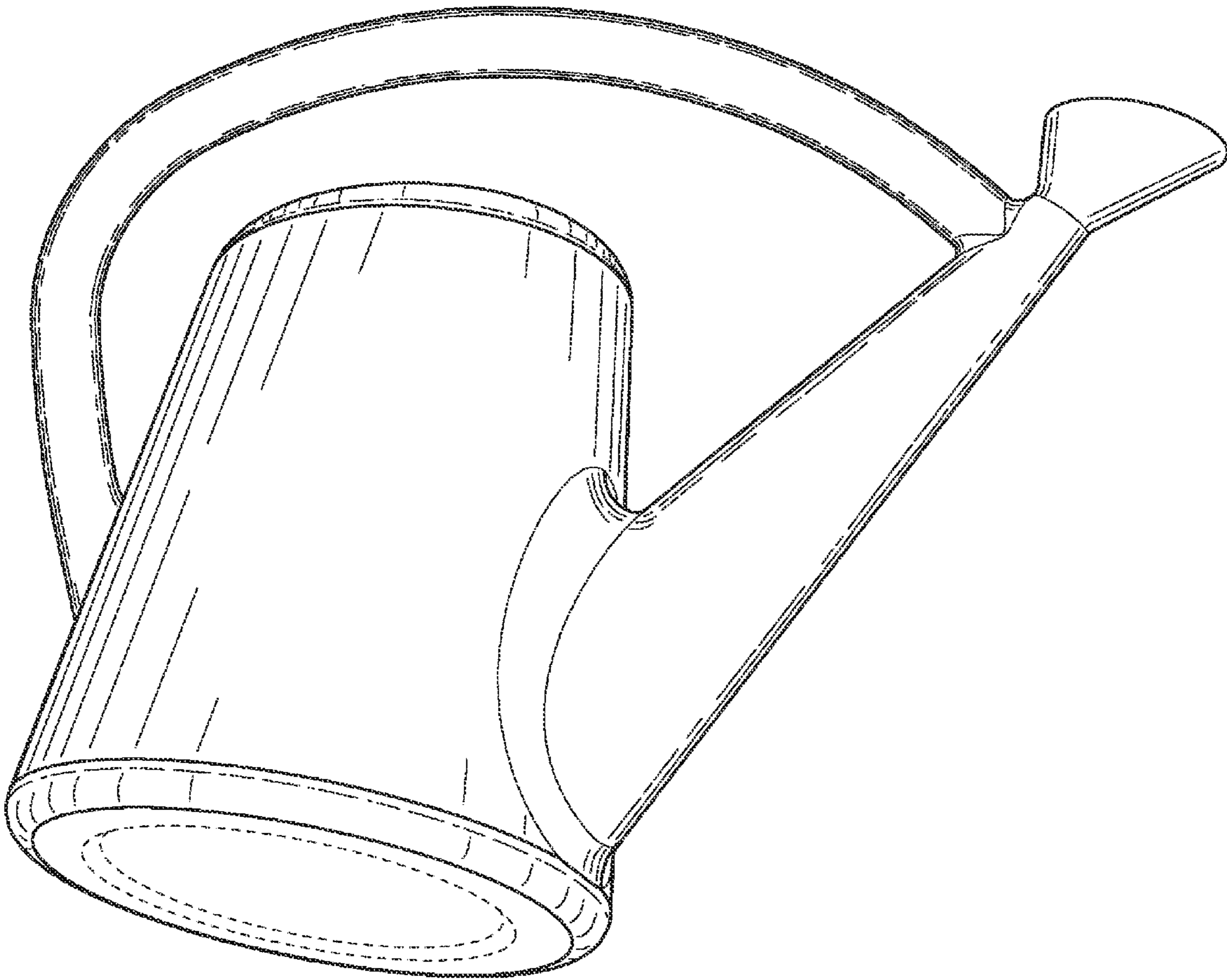


FIG. 2

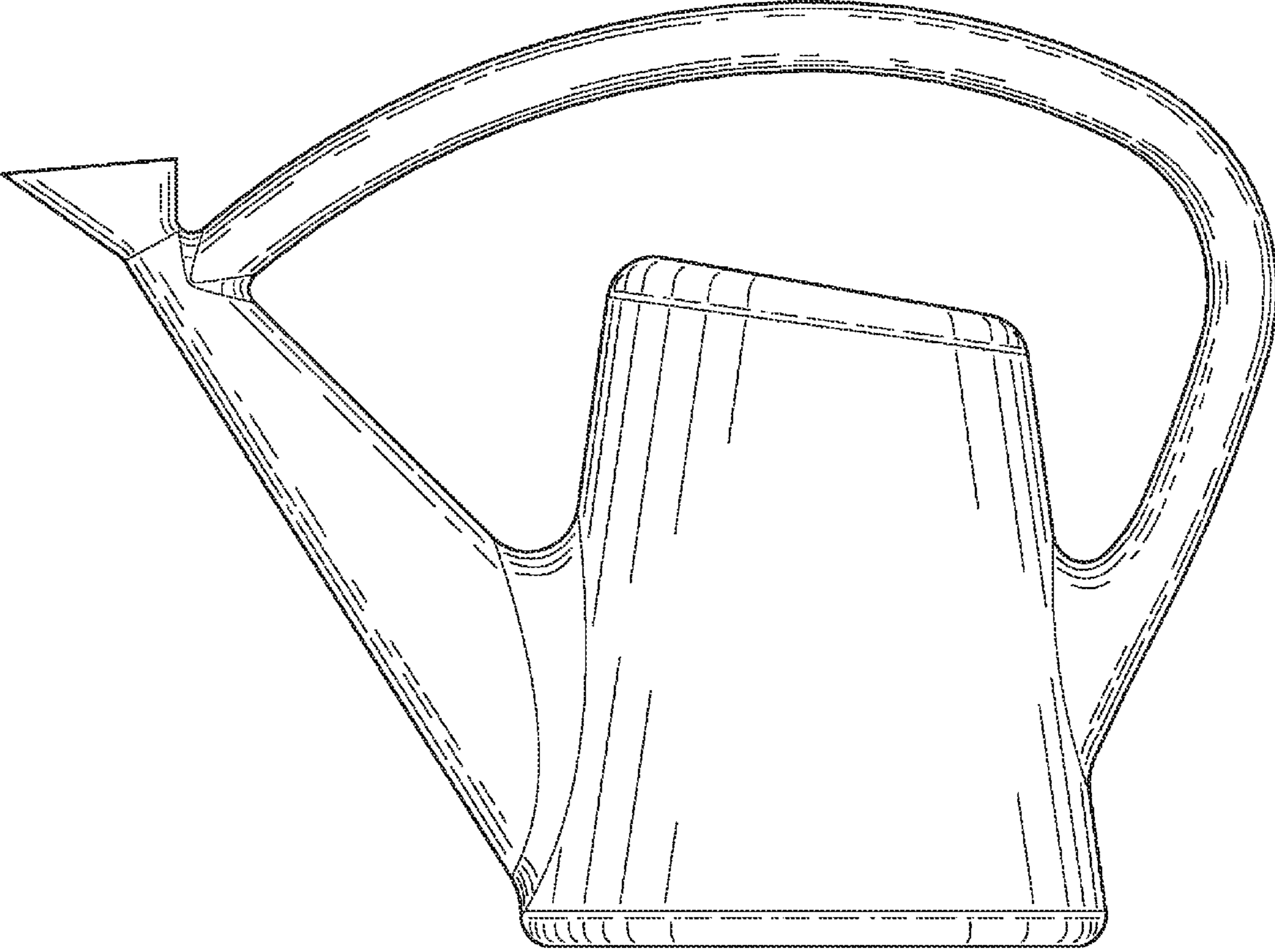


FIG. 3

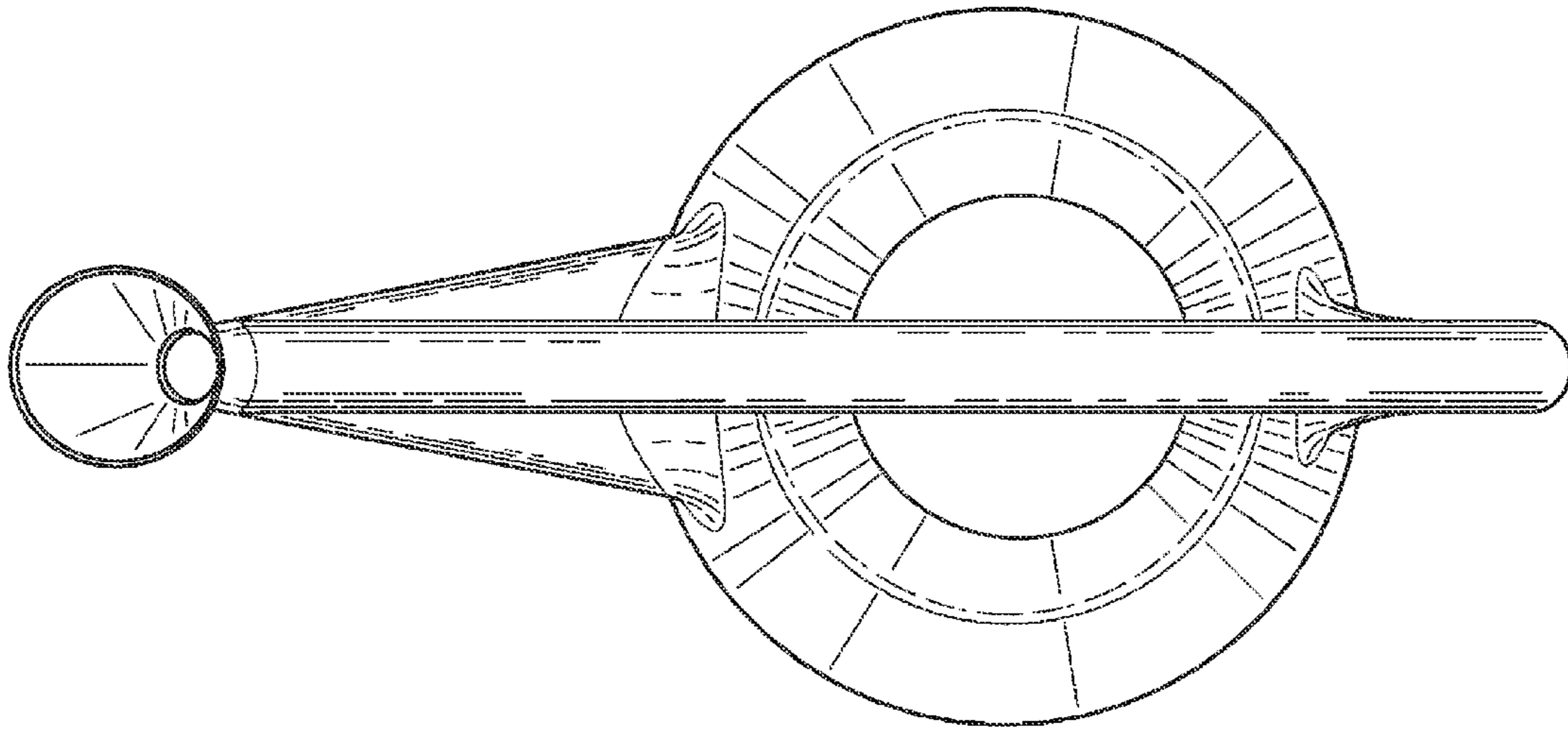


FIG. 4

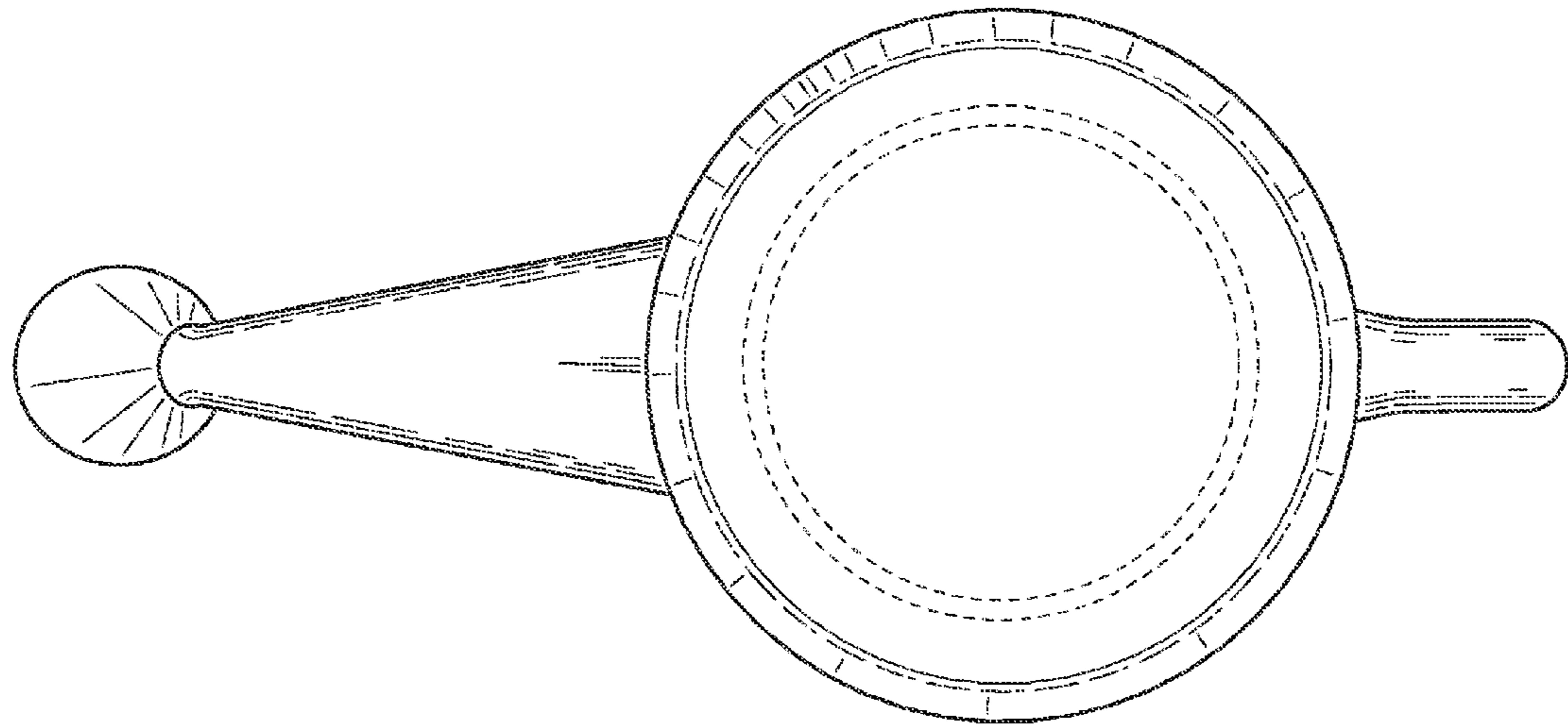


FIG. 5

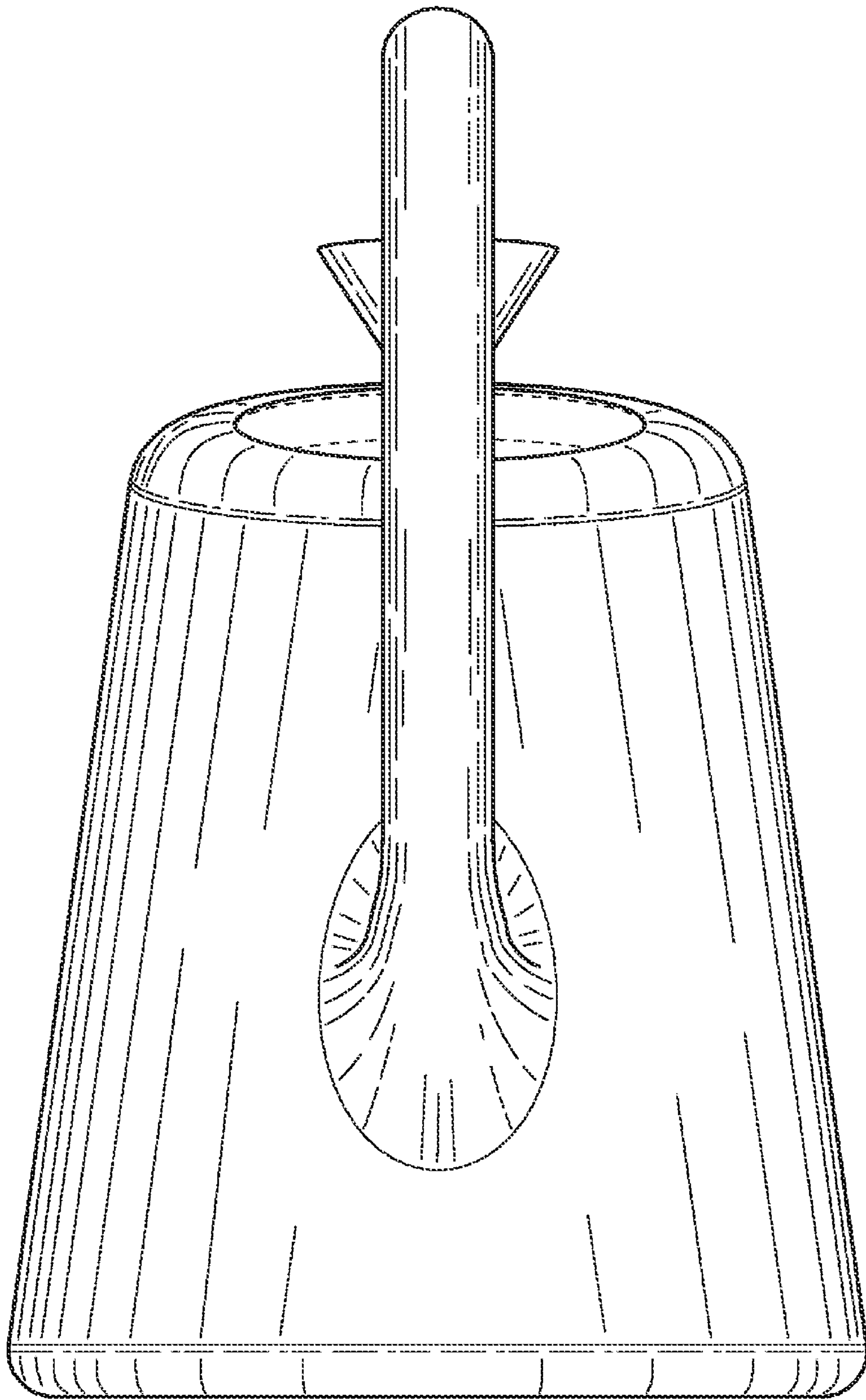


FIG. 6

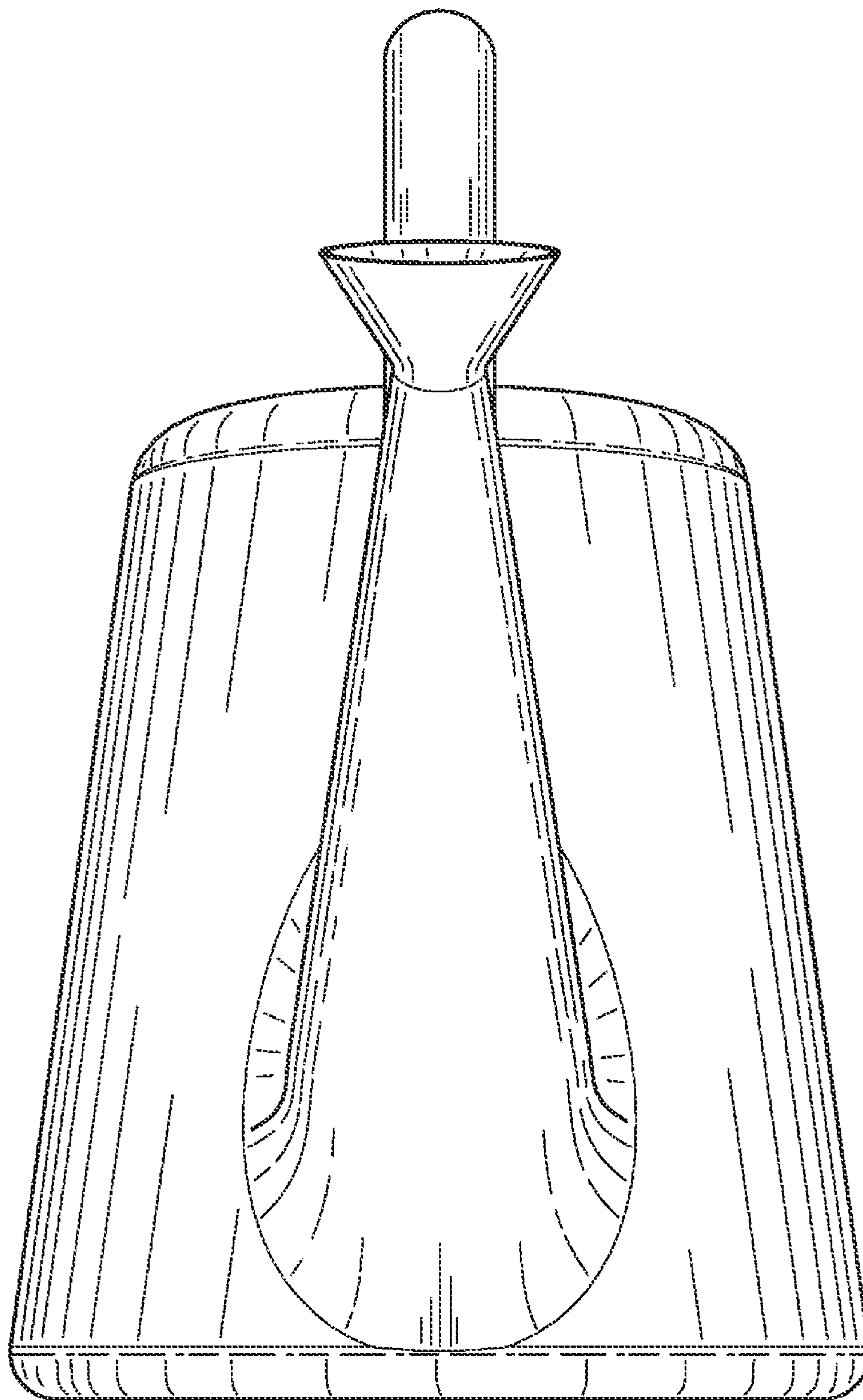


FIG. 7