



US00D634394S

(12) **United States Design Patent**
Whitman et al.

(10) **Patent No.:** **US D634,394 S**
(45) **Date of Patent:** **** Mar. 15, 2011**

(54) **WATER BOTTLE FOUNTAIN**

(76) Inventors: **Daniel H. Whitman**, Chicago, IL (US);
Anastasios Karahalios, Chicago, IL
(US); **Andrew Burroughs**, Chicago, IL
(US)

(**) Term: **14 Years**

(21) Appl. No.: **29/351,948**

(22) Filed: **Dec. 14, 2009**

(51) **LOC (9) Cl.** **23-01**

(52) **U.S. Cl.** **D23/201; D7/306**

(58) **Field of Classification Search** **D23/201;**
D7/300, 306; 222/129; 141/372, 373; 239/16-21
See application file for complete search history.

(56) **References Cited**

U.S. PATENT DOCUMENTS

D257,980	S	*	1/1981	Sorensen	D7/304
D312,020	S	*	11/1990	Legault	D7/306
D473,628	S	*	4/2003	Tracy	D23/201
D482,227	S	*	11/2003	Walton	D7/306
D600,060	S	*	9/2009	Fletcher et al.	D7/306

D608,130	S	*	1/2010	Moon et al.	D7/306
2002/0162856	A1	*	11/2002	Sheridan et al.	222/129
2007/0278243	A1	*	12/2007	Sleiman	222/1
2009/0242075	A1	*	10/2009	Busick et al.	141/85

* cited by examiner

Primary Examiner — Robin V Webster

(74) *Attorney, Agent, or Firm* — Blanchard & Associates

(57) **CLAIM**

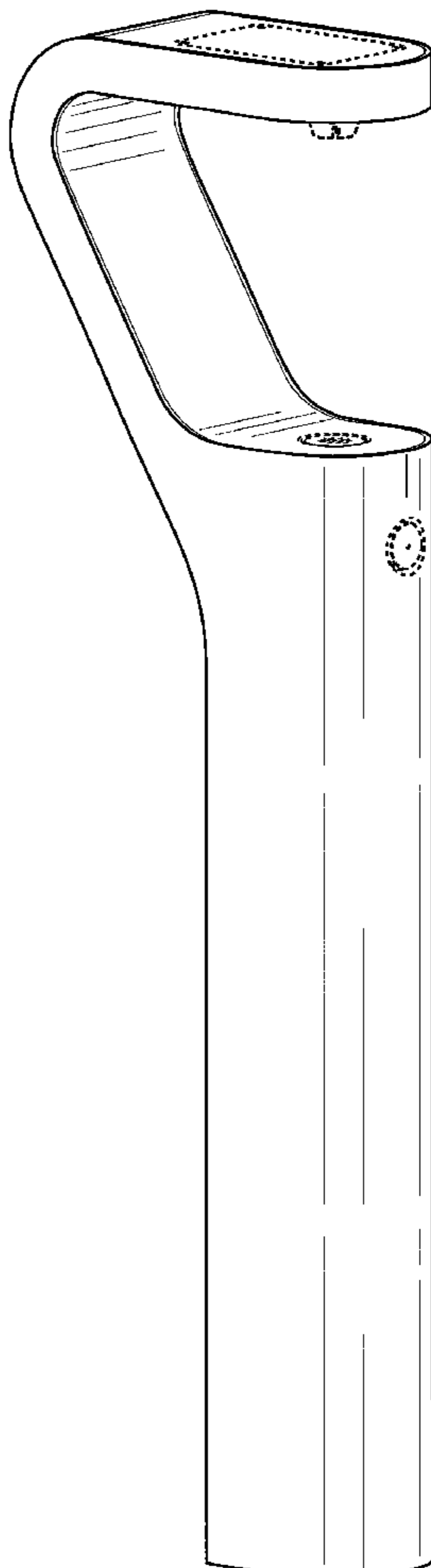
The ornamental design for a water bottle fountain, as shown and described.

DESCRIPTION

FIG. 1 is a perspective view of a water bottle fountain, showing my new, original and ornamental design;
FIG. 2 is a right side elevational view thereof;
FIG. 3 is a top plan view thereof;
FIG. 4 is a left side elevational view thereof;
FIG. 5 is a bottom plan view thereof;
FIG. 6 is a rear elevational view thereof; and,
FIG. 7 is a front elevational view thereof.

The broken line showing is included for the purpose of illustrating and forms no part of the claimed design.

1 Claim, 4 Drawing Sheets



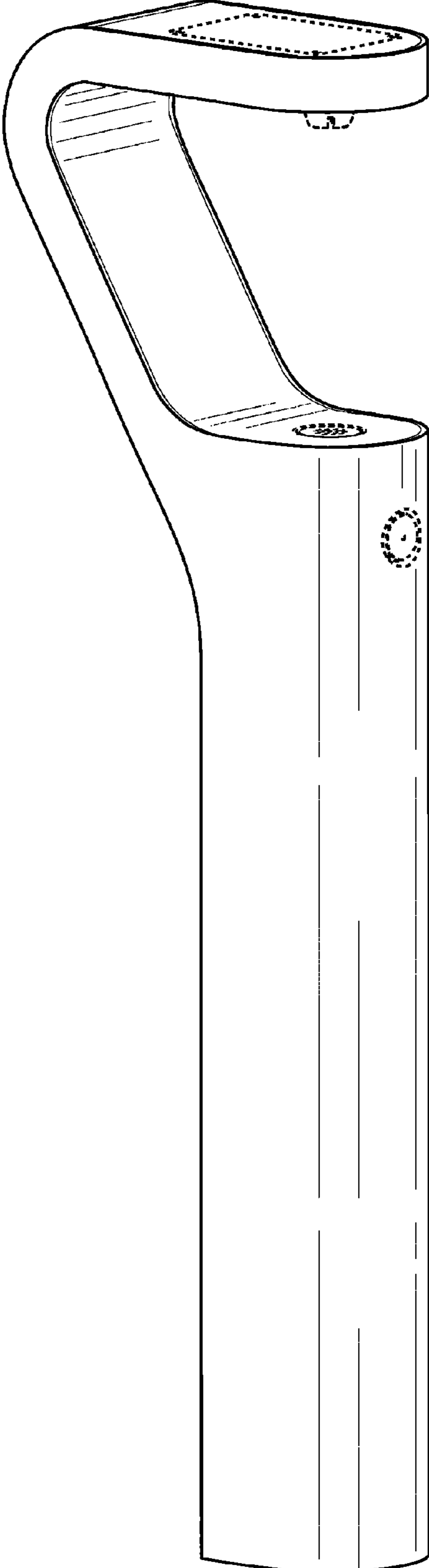


Fig. 1




Fig. 2

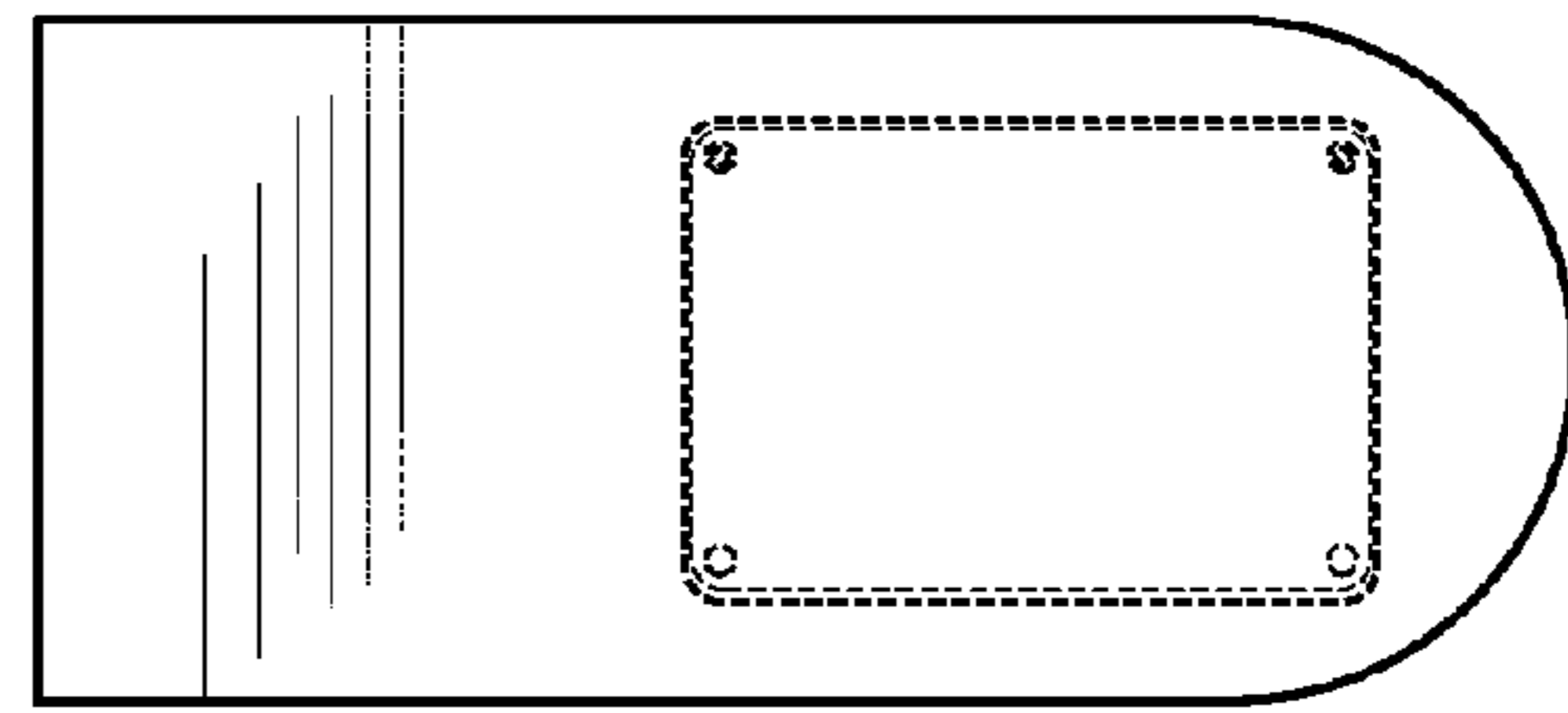


Fig. 3

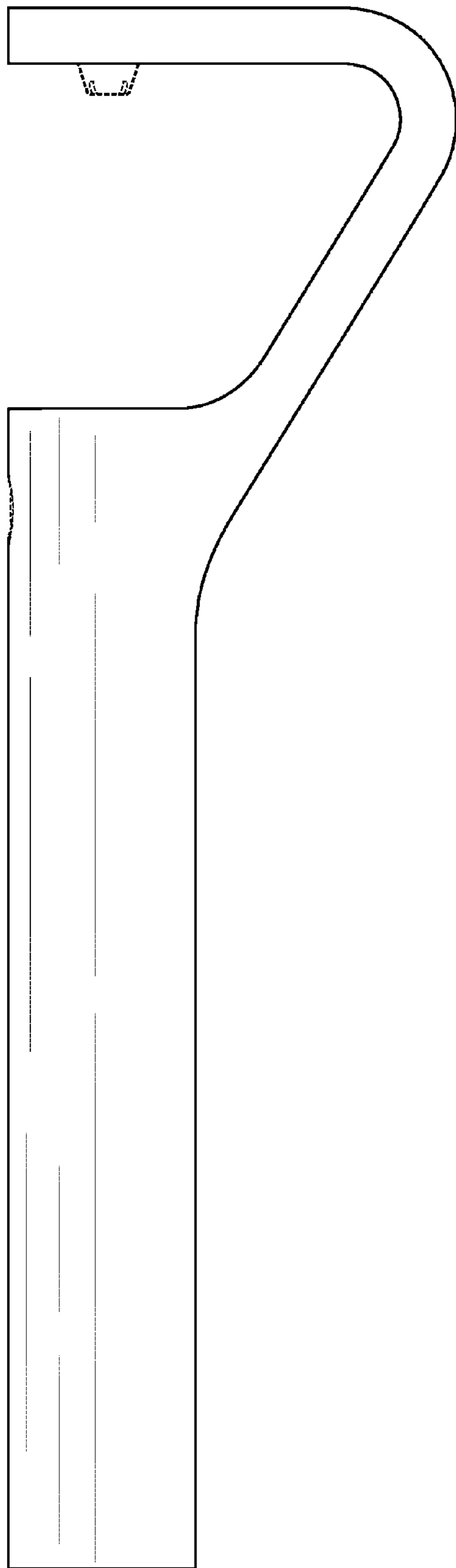


Fig. 4

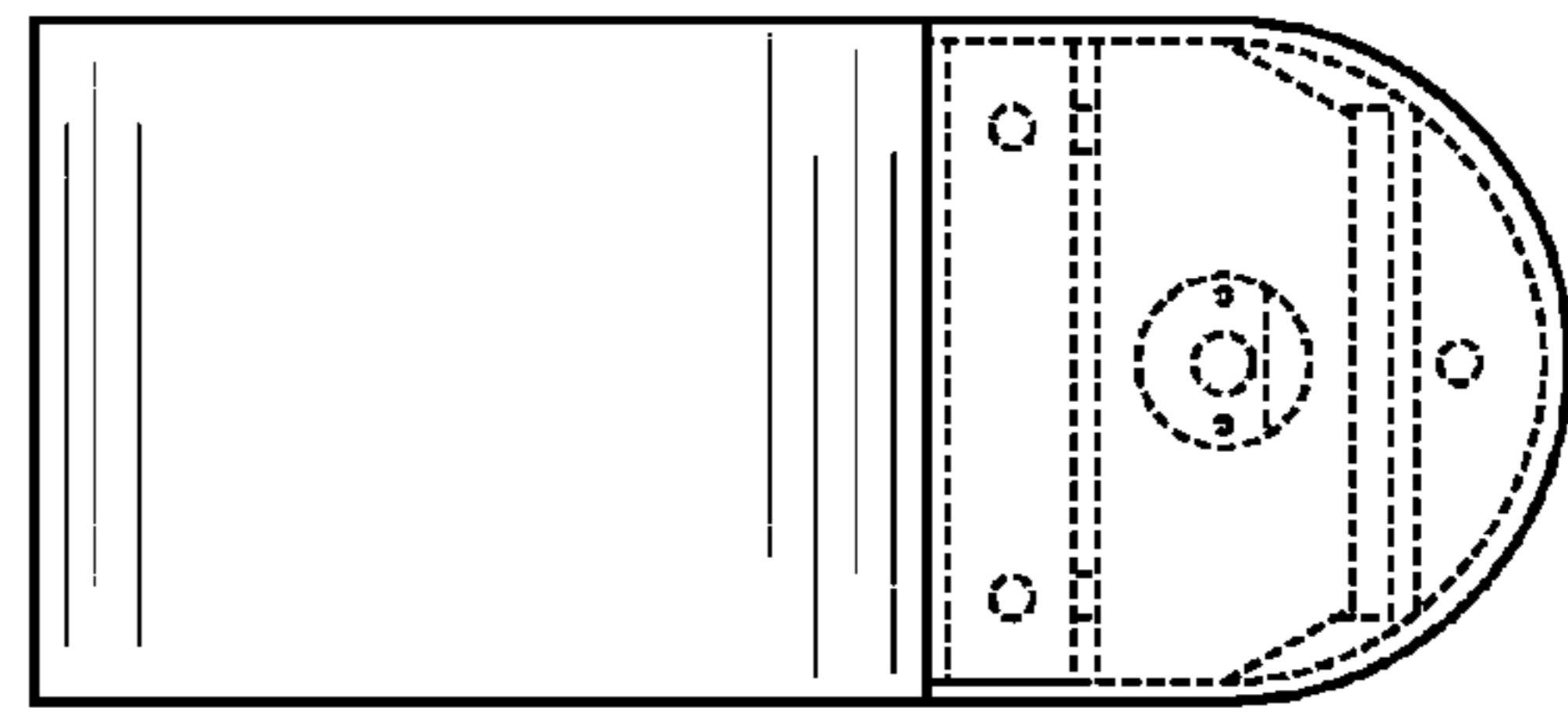


Fig. 5

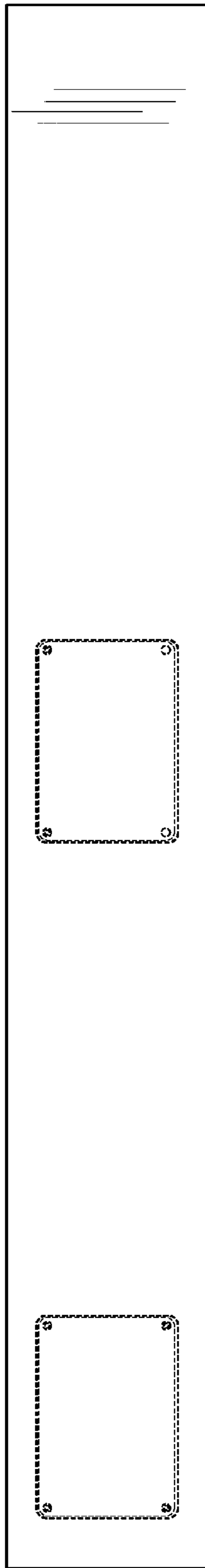


Fig. 6




Fig. 7