



US00D634391S

(12) **United States Design Patent**
Bernotsky et al.

(10) **Patent No.:** **US D634,391 S**
(45) **Date of Patent:** **** Mar. 15, 2011**

(54) **FISHING LURE**

(76) Inventors: **Katie Elizabeth Bernotsky**, Jackson, NJ
(US); **Robert Bernotsky**, Jackson, NJ
(US)

(**) Term: **14 Years**

(21) Appl. No.: **29/364,969**

(22) Filed: **Jun. 30, 2010**

(51) **LOC (9) Cl.** **22-05**

(52) **U.S. Cl.** **D22/128**

(58) **Field of Classification Search** D22/126-133;
43/42, 42.11, 42.13, 42.26, 42.27, 42.28,
43/42.24, 42.35, 42.45, 42.06

See application file for complete search history.

(56) **References Cited**

U.S. PATENT DOCUMENTS

D163,973	S	*	7/1951	Smith	D22/132
2,793,480	A		5/1957	Mutchler		
3,438,144	A		4/1969	Lindon		
D255,593	S		6/1980	Hunter		
D305,258	S		12/1989	Bybee		
D358,239	S		5/1995	Abram		
D363,527	S		10/1995	Alexander		
D457,219	S		5/2002	Mooneyham		

D465,544	S		11/2002	Brinkman		
D479,572	S	*	9/2003	Adams	D22/128
D511,367	S		11/2005	Bowling		
D523,108	S		6/2006	Stacey		
D526,697	S		8/2006	Meroney		
D580,511	S		11/2008	Sakai		
D587,336	S		2/2009	Tsai		

* cited by examiner

Primary Examiner — Catherine R Oliver

(74) *Attorney, Agent, or Firm* — QuickPatents, Inc.; Kevin Prince

(57) **CLAIM**

What is claimed is the ornamental design for a fishing lure, as shown and described.

DESCRIPTION

FIG. 1 is a perspective view of a fishing lure, showing the new design;

FIG. 2 is a top plan view thereof;

FIG. 3 is a bottom plan view thereof;


FIG. 4 is a right-side elevational view thereof;

FIG. 5 is a left-side elevational view thereof;

FIG. 6 is a front elevational view thereof; and,

FIG. 7 is a rear elevational view thereof.

1 Claim, 4 Drawing Sheets



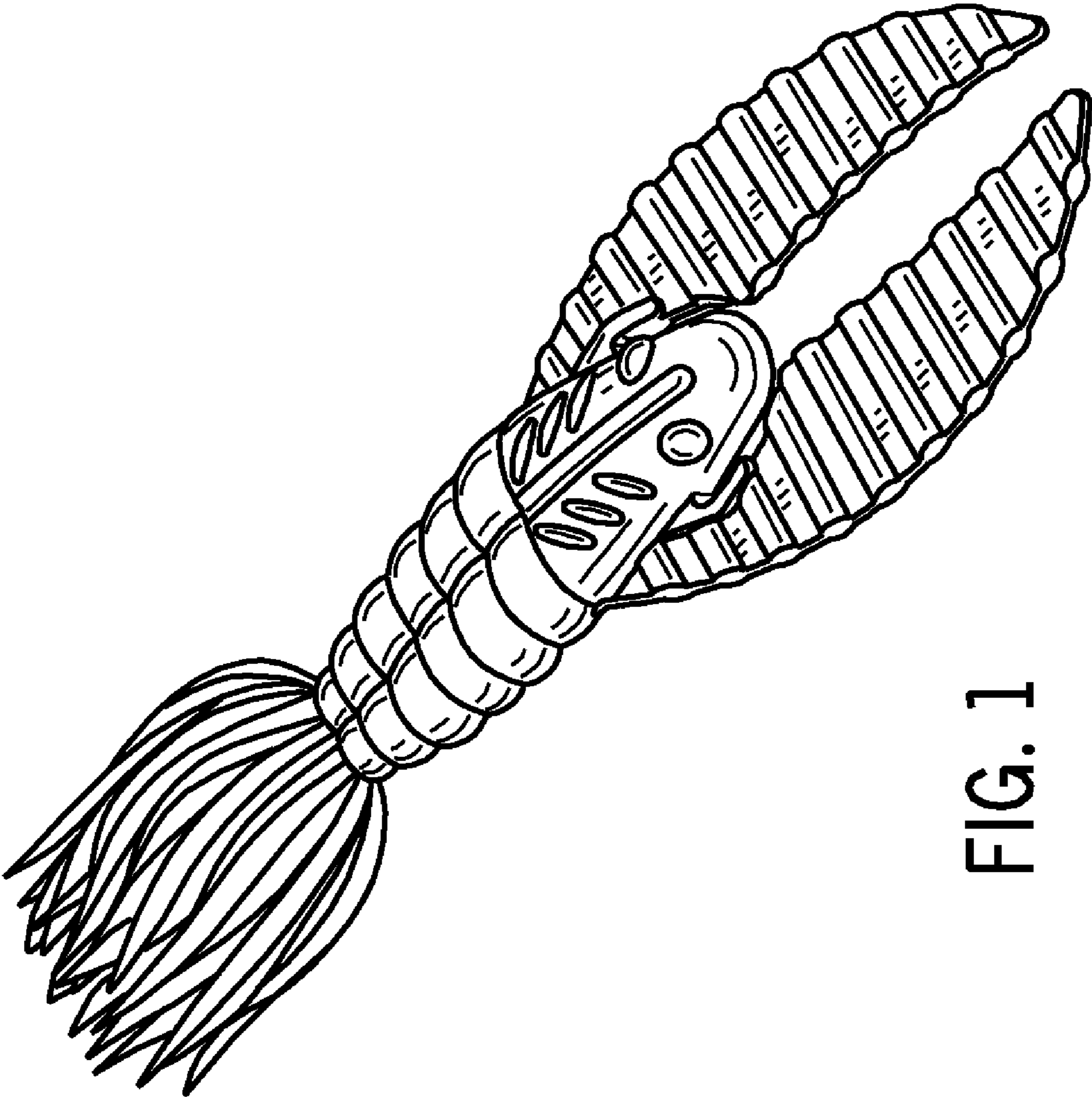


FIG. 1

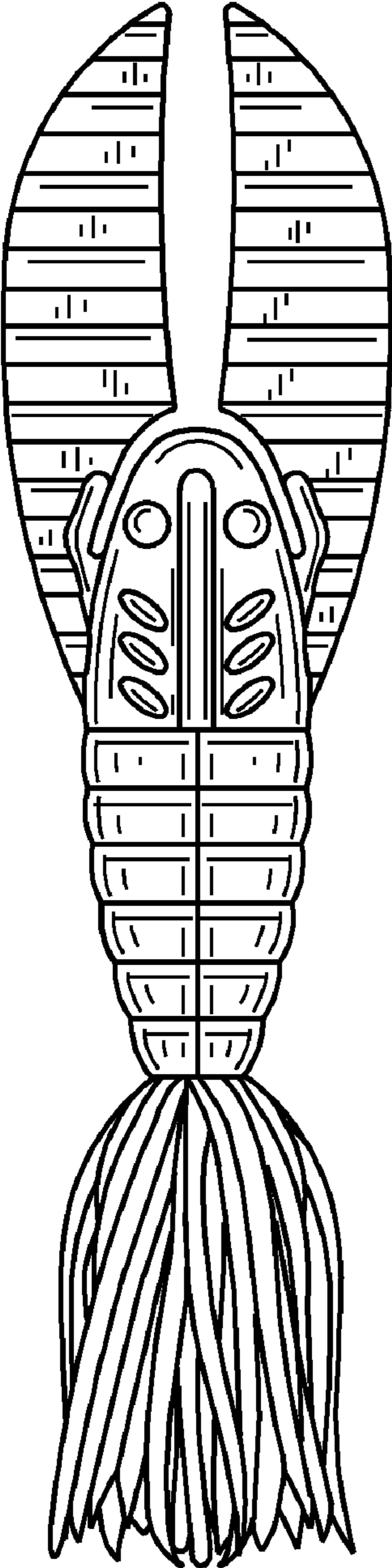


FIG. 2

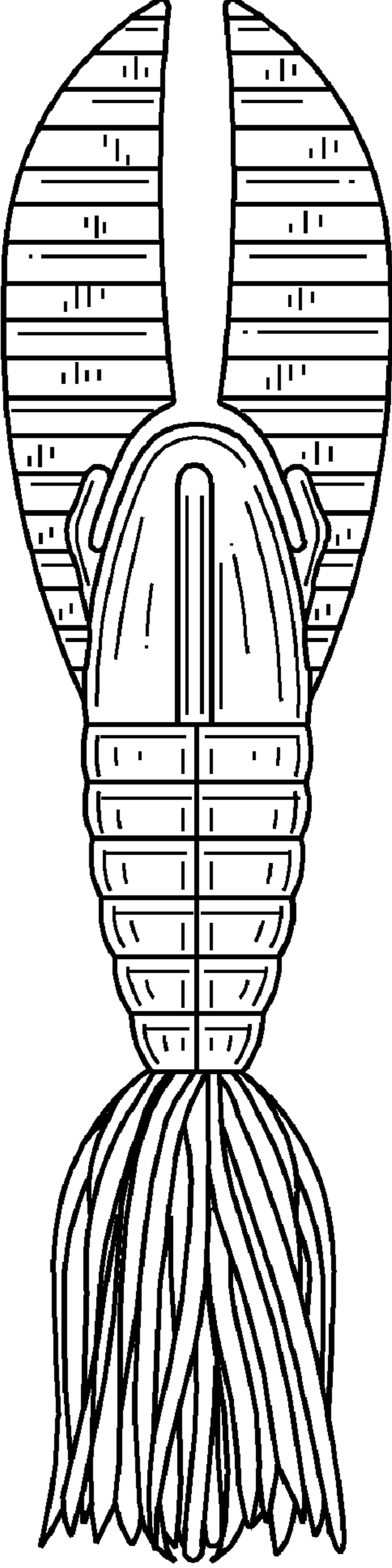


FIG. 3

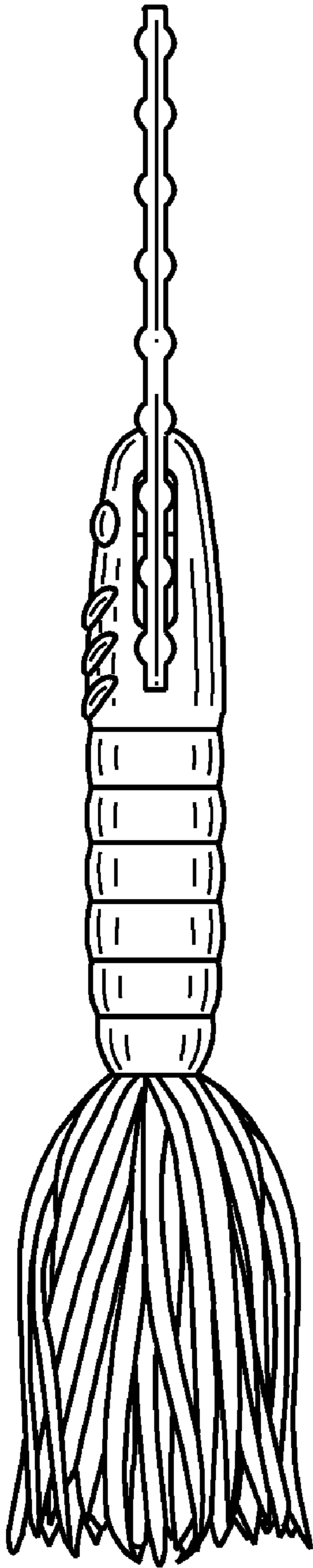


FIG. 4

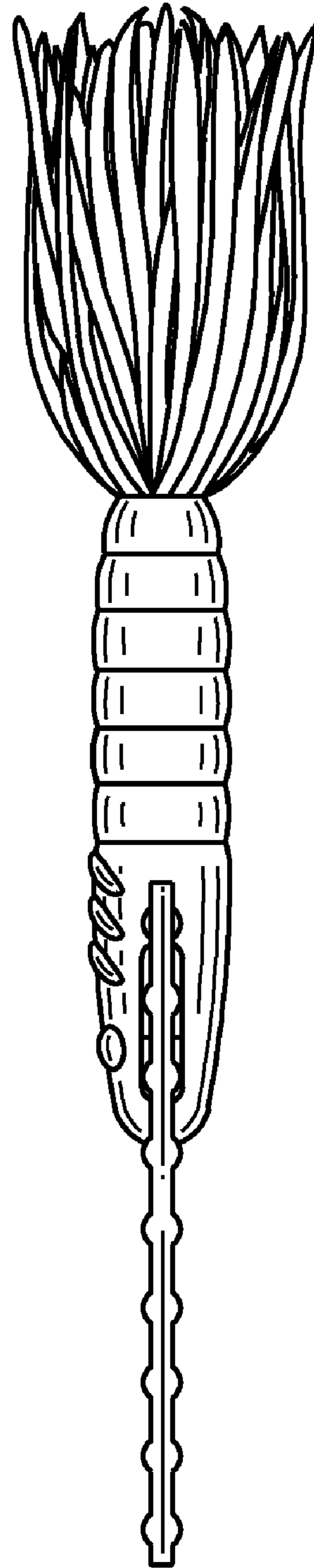


FIG. 5




FIG. 7




FIG. 6