



US00D634390S

(12) **United States Design Patent**
Shulman

(10) **Patent No.:** **US D634,390 S**
(45) **Date of Patent:** **** Mar. 15, 2011**

(54) **QUICK DETACH DUAL POINT SLING WITH BUNGEE**

(75) Inventor: **Edward Shulman**, Terrehaute, IN (US)

(73) Assignee: **Atlantic Research Marketing Systems, Inc.**, East Bridgewater, MA (US)

(**) Term: **14 Years**

(21) Appl. No.: **29/353,967**

(22) Filed: **Jan. 18, 2010**

(51) **LOC (9) Cl.** **22-01**

(52) **U.S. Cl.** **D22/108**

(58) **Field of Classification Search** D22/100,
D22/108, 199; D8/1, 380, 381; D6/417,
D6/552, 329, 396, 553, 567; 42/94; 89/37.04;
211/64, 13.1, 49.1, 60.1, 70.5, 86.01, 87.01,
211/88.01, 89.01, 181.1, 560; 248/156.53,
248/121, 175, 200, 302, 304, 309.1, 310,
248/312; D21/385, 662, 698

See application file for complete search history.

(56) **References Cited**

U.S. PATENT DOCUMENTS

D314,081	S *	1/1991	Lehman	D3/214
5,165,584	A *	11/1992	Meagher et al.	224/258
D378,954	S *	4/1997	Daigle	D3/262
6,520,390	B2 *	2/2003	Verdugo et al.	224/150
D515,311	S *	2/2006	Esch	D3/221
2004/0159687	A1 *	8/2004	Eliason	224/150
2004/0178236	A1 *	9/2004	Kakouras	224/150
2006/0011677	A1	1/2006	Burnsed, Jr. et al.		
2006/0208016	A1 *	9/2006	Esch	224/150
2008/0217371	A1 *	9/2008	Wemmer	224/579

FOREIGN PATENT DOCUMENTS

EP 0345194 A2 12/1989

OTHER PUBLICATIONS

TokyoModel Company, DD Bungee Sling, "www.tokyo-model.com.hk/ecshop/goods.php?id=3439".

Airsoft, G&P Bungee Sling (OD), "www.gandlairssoft.com/catalog/product_info.php?cPath=34_76&products_id=198".

* cited by examiner

Primary Examiner — T. Chase Nelson

Assistant Examiner — Michael A Pratt

(74) *Attorney, Agent, or Firm* — Barlow, Josephs & Holmes, Ltd.

(57) **CLAIM**

The ornamental design for a quick detach dual point sling with bungee, as shown and described.

DESCRIPTION

FIG. 1 is a perspective view of the First Embodiment of the quick detach dual point sling with bungee in accordance with the present invention

FIG. 2 is a top view thereof;

FIG. 3 is a bottom view thereof;

FIG. 4 is a front view thereof;

FIG. 5 is a rear view thereof;

FIG. 6 is a right side thereof;

FIG. 7 is a left side view thereof;

FIG. 8 is a perspective view of a Second Embodiment of the quick detach dual point sling with bungee thereof showing use of the sling with an optional quick detach clip;

FIG. 9 is a top view thereof with the quick detach clip;

FIG. 10 is a bottom view thereof with the quick detach clip;

FIG. 11 is a front view thereof with the quick detach clip;

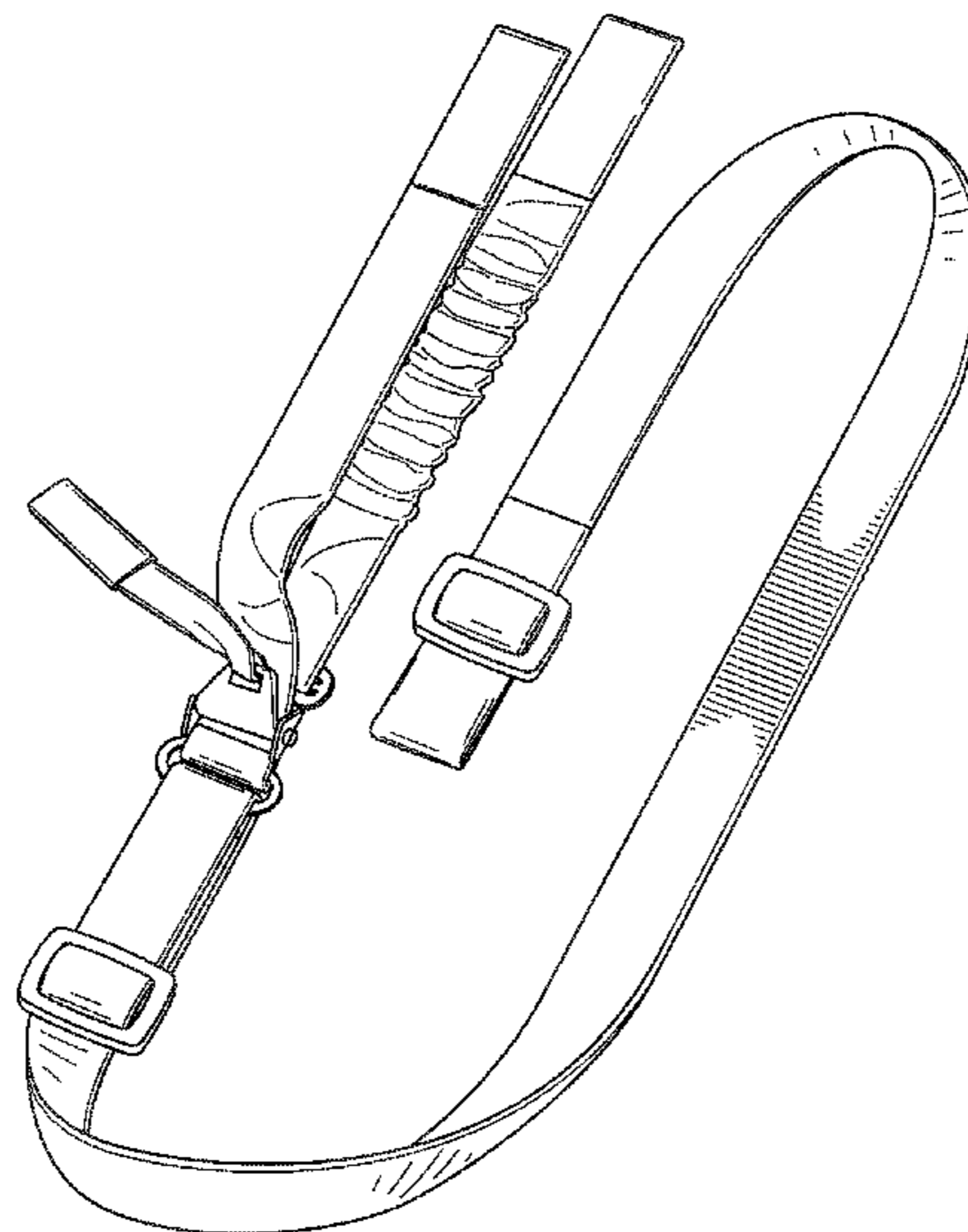
FIG. 12 is a rear view thereof with the quick detach clip;

FIG. 13 is a right side thereof with the quick detach clip; and,

FIG. 14 is a left side view thereof with the quick detach clip.

The elements depicted in broken line in the various figures are included for environmental purposes only, and form no part of the claimed design.

1 Claim, 12 Drawing Sheets



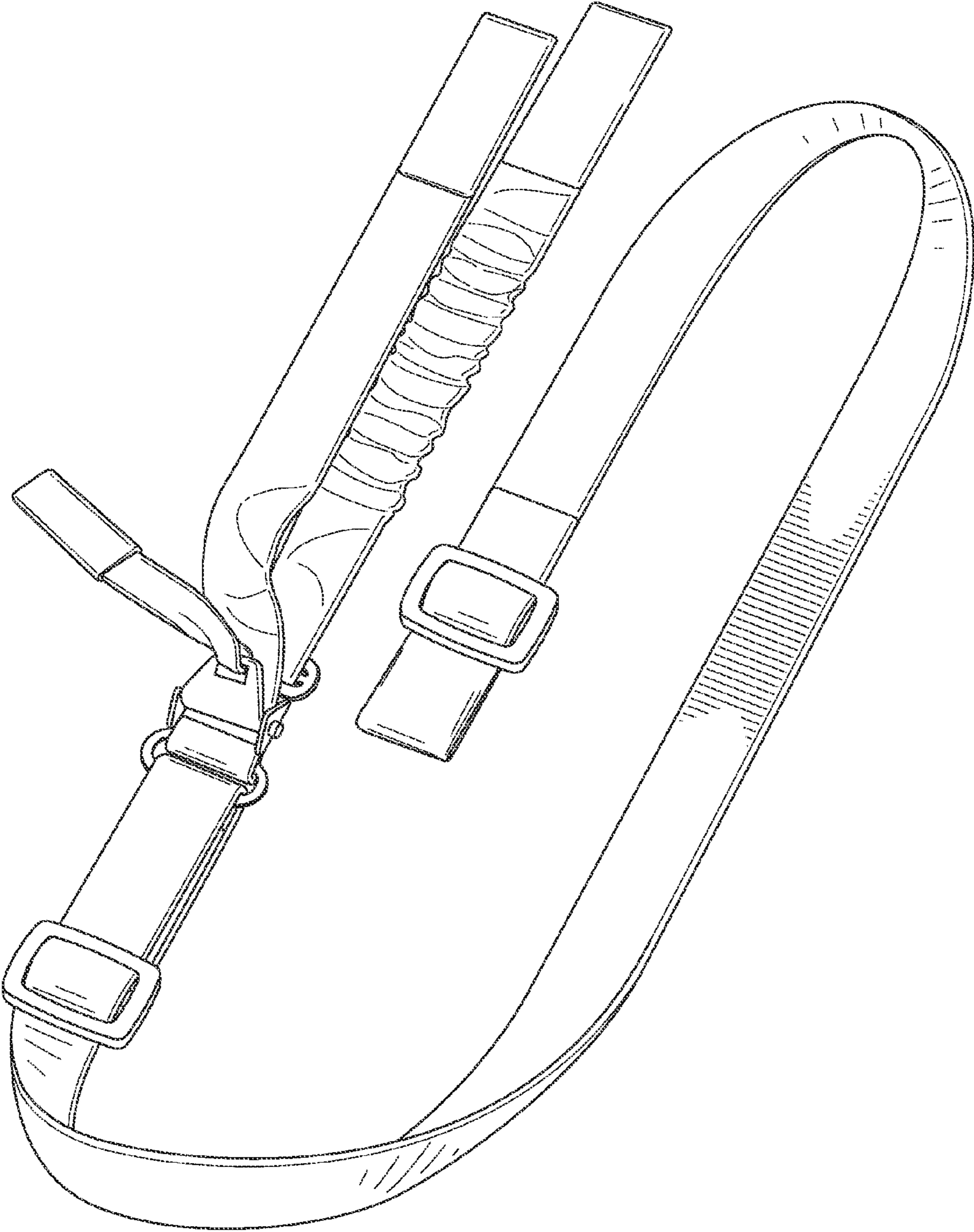


FIG. 1

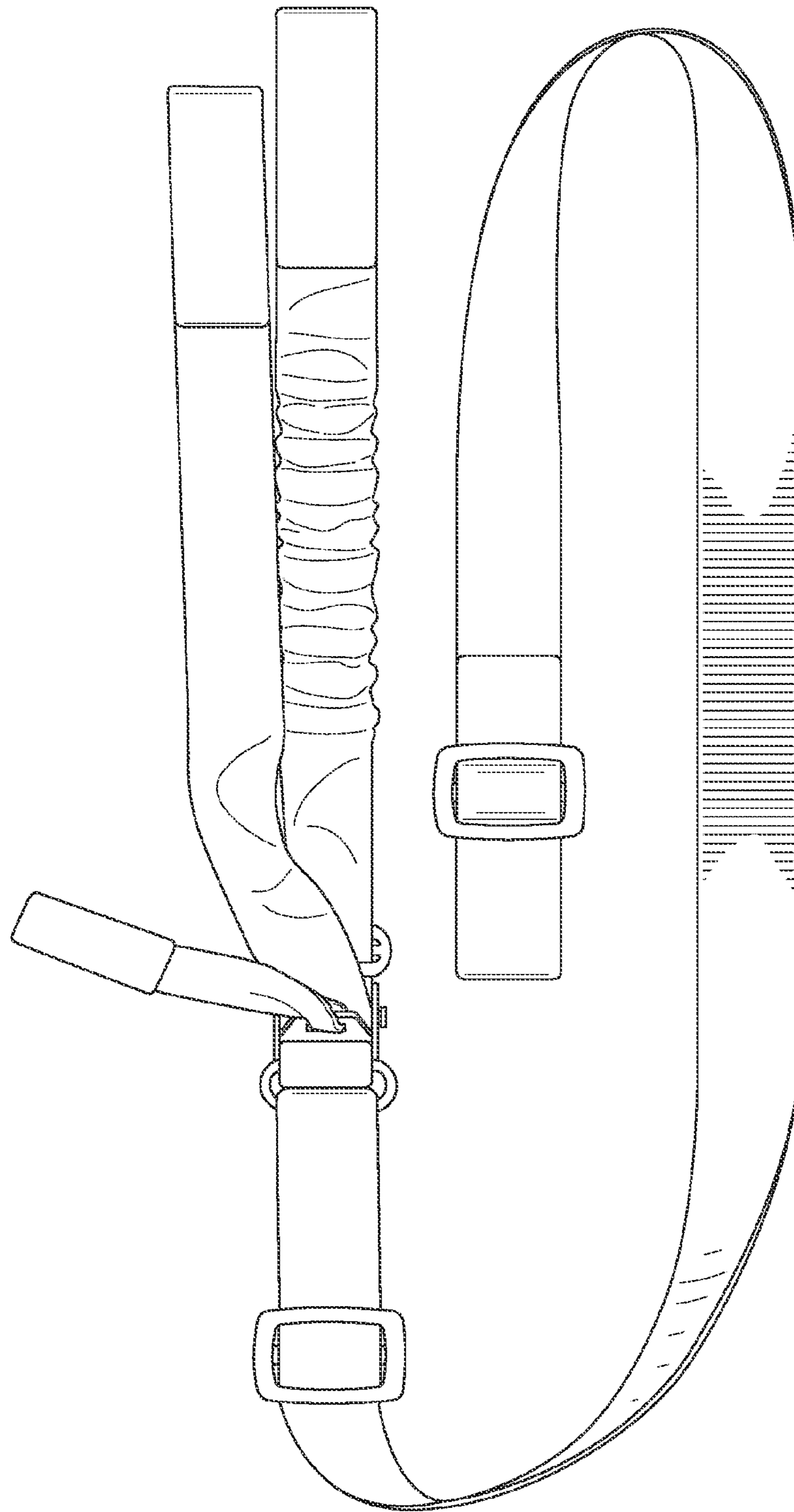


FIG. 2

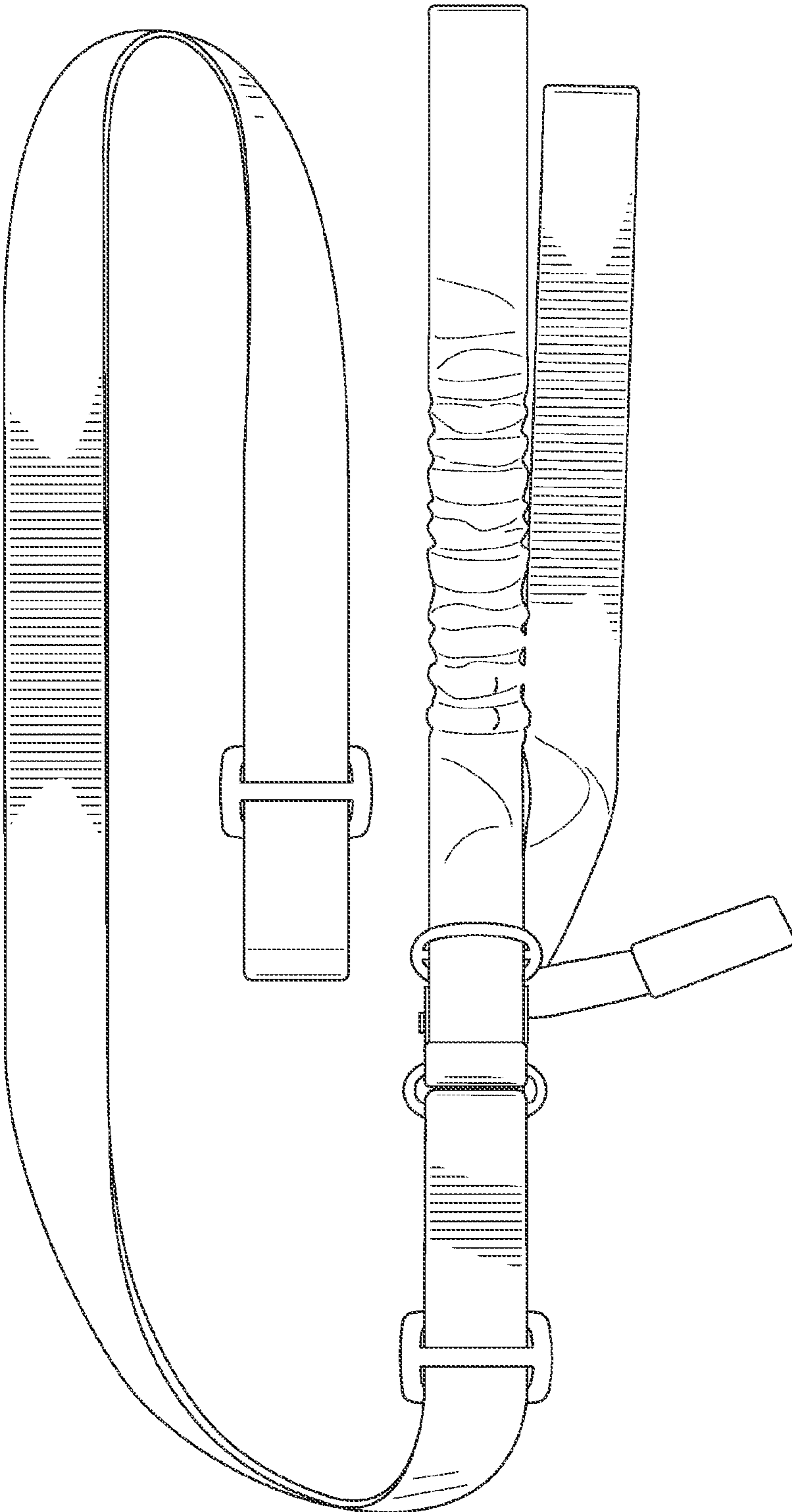


FIG. 3



FIG. 4



FIG. 5

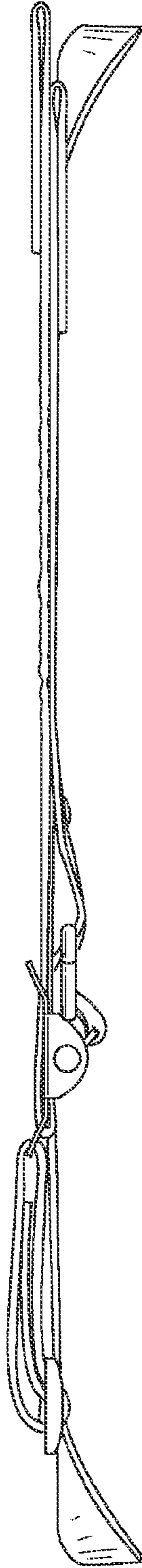


FIG. 6

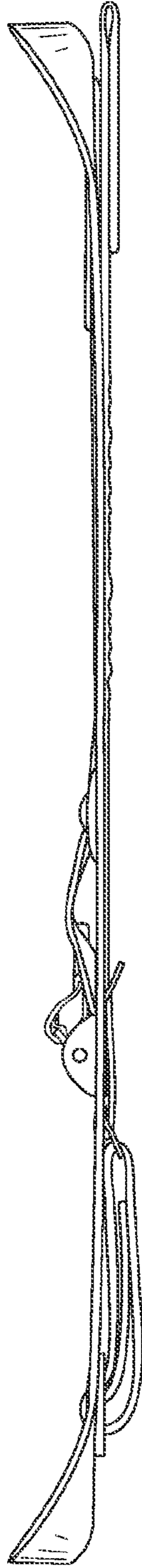


FIG. 7

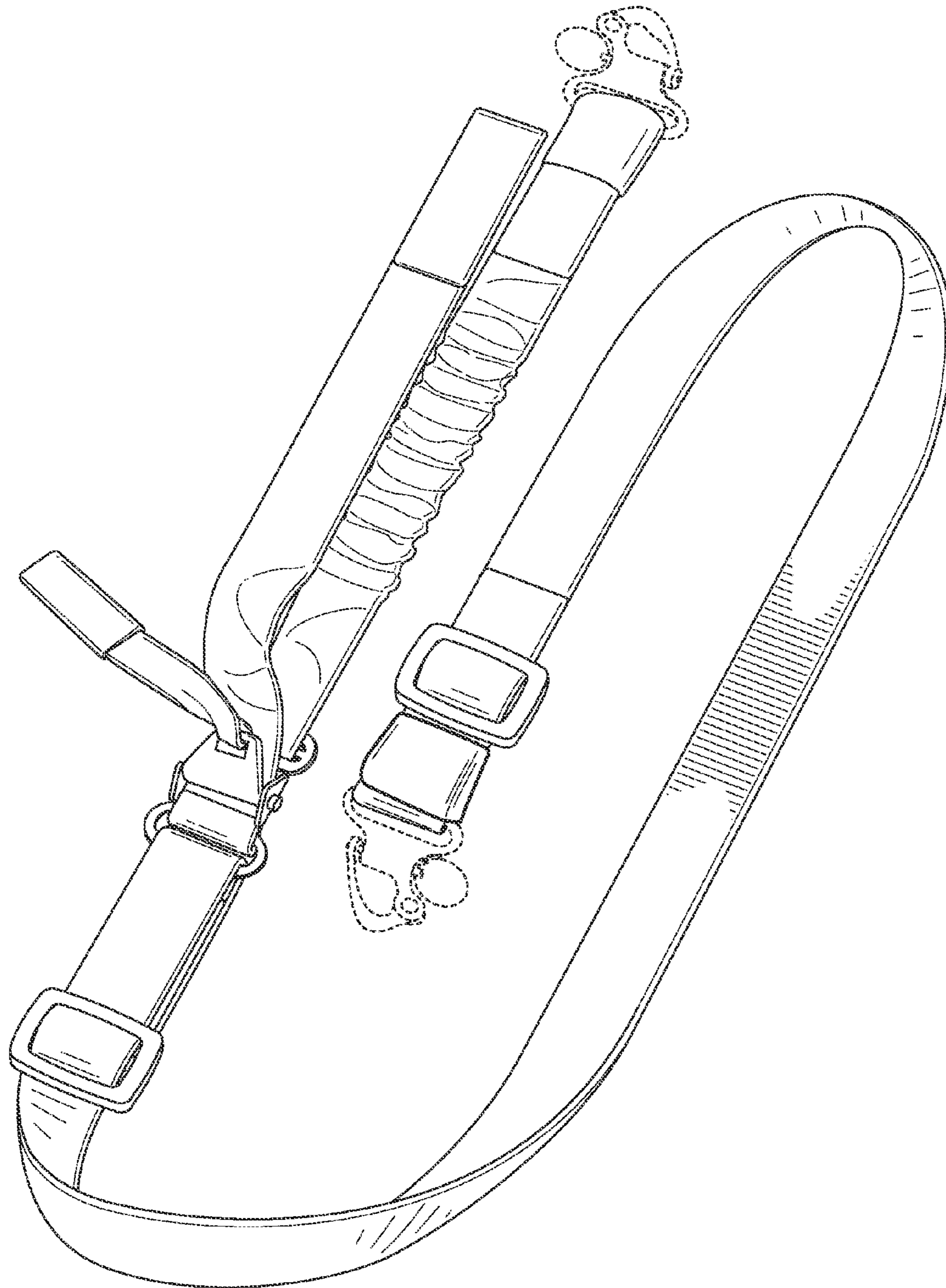


FIG. 8

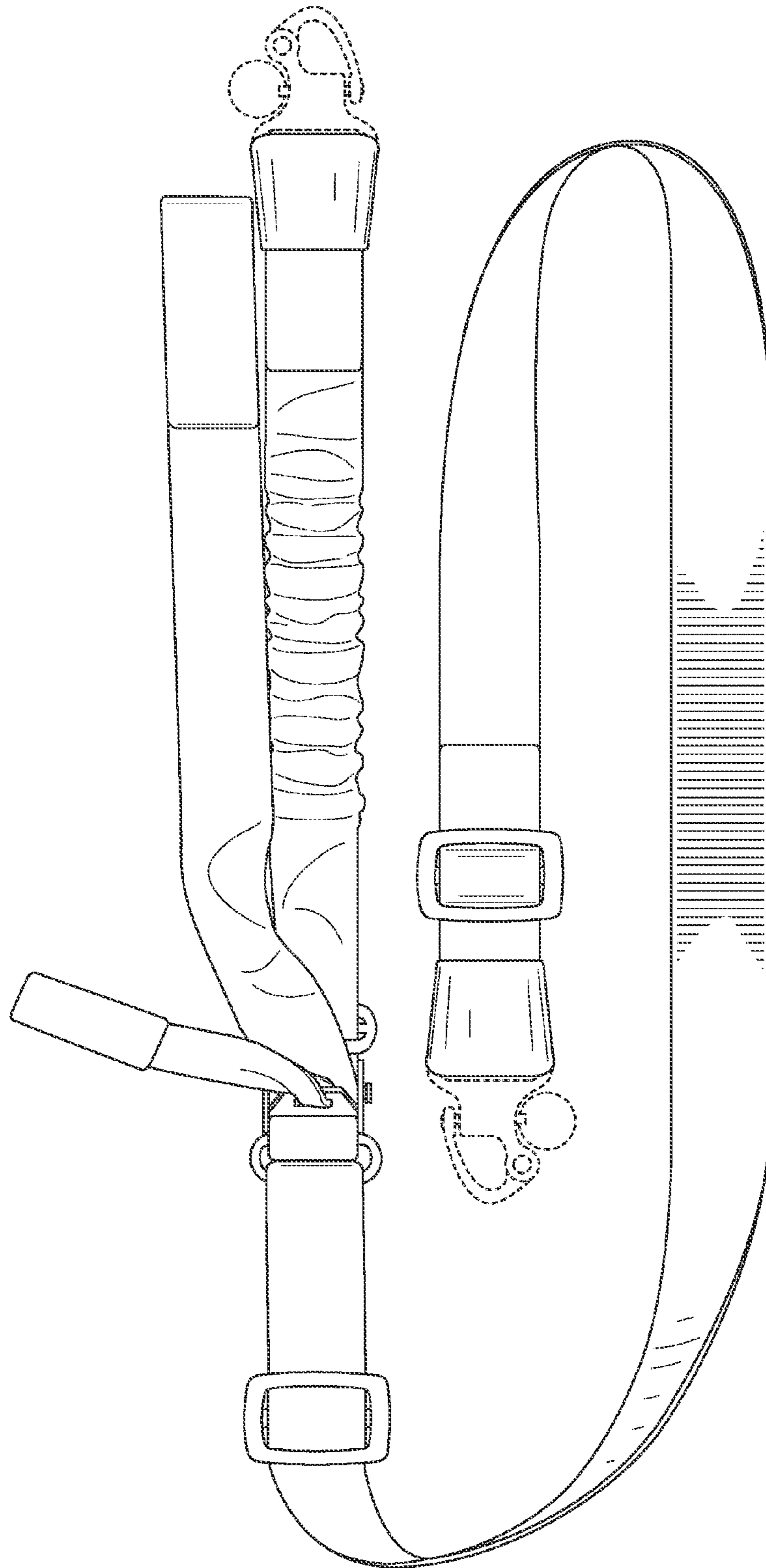


FIG. 9

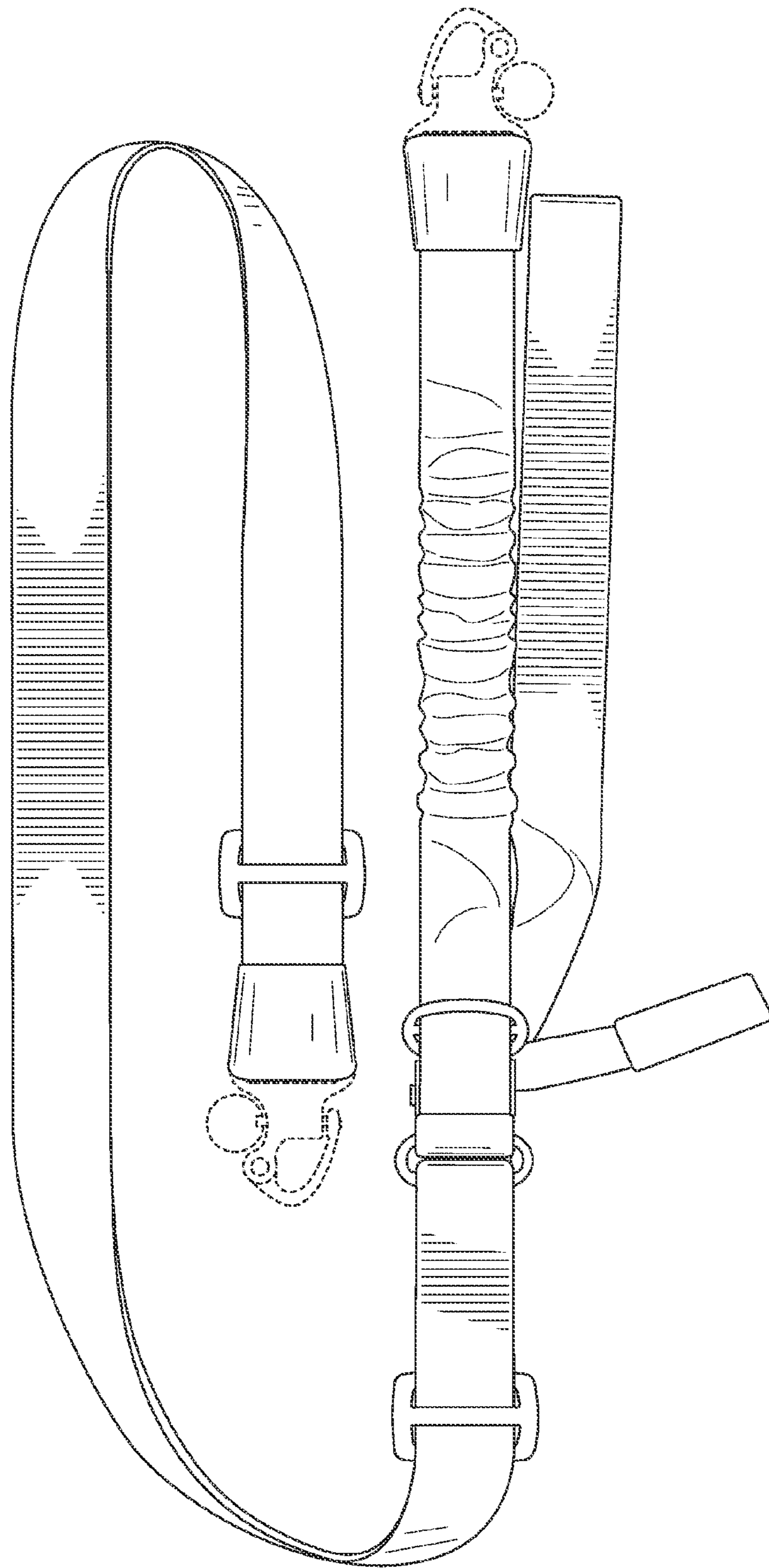


FIG. 10




FIG. 11

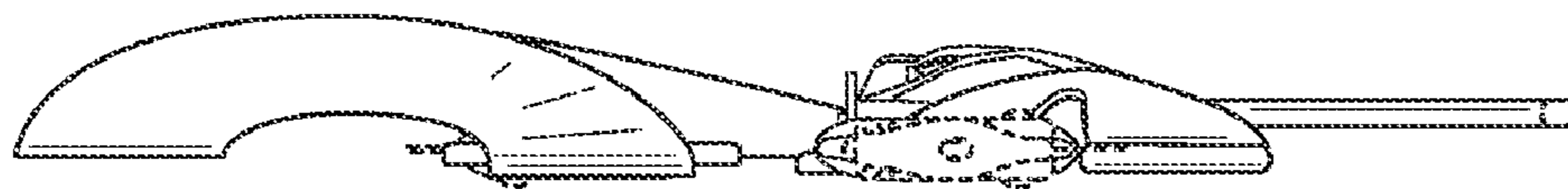


FIG. 12

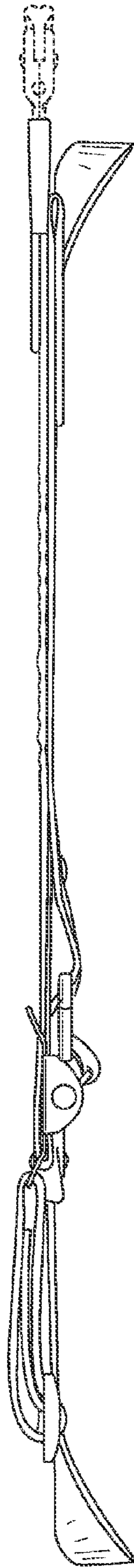


FIG. 13

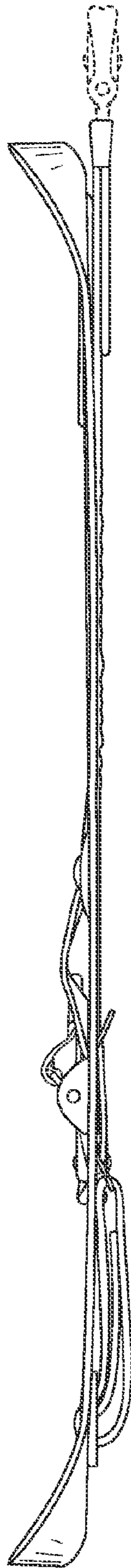


FIG. 14