



US00D634386S

(12) **United States Design Patent**
Ikeda

(10) **Patent No.:** **US D634,386 S**
(45) **Date of Patent:** **** Mar. 15, 2011**

(54) **GOLF SWING TRAINER**
(75) Inventor: **Shinichi Ikeda**, Toyama (JP)
(73) Assignee: **Lonwood Co., Ltd.**, Hourinji,
Nanto-Shi, Toyama (JP)
(**) Term: **14 Years**
(21) Appl. No.: **29/355,172**

5,529,306 A * 6/1996 Staats et al. 473/208
D397,385 S * 8/1998 LaBorde et al. D21/725
D404,097 S * 1/1999 Tyner D21/725
D417,479 S * 12/1999 Mechals, Jr. D21/791
D426,607 S * 6/2000 Wurster D21/791
D457,929 S * 5/2002 Ciesar et al. D21/725
D470,905 S * 2/2003 Beeson D21/791
D483,827 S * 12/2003 Ciesar D21/780
D486,198 S * 2/2004 Rohan-Weaver D21/791
D560,261 S * 1/2008 Satloff D21/725
D603,924 S * 11/2009 Troutman D21/791

(22) Filed: **Feb. 3, 2010**
(30) **Foreign Application Priority Data**

Sep. 10, 2009 (JP) 2009-20923

(51) **LOC (9) Cl.** **21-02**
(52) **U.S. Cl.** **D21/791**
(58) **Field of Classification Search** D21/725,
D21/791, 780, 757, 789; 473/219-225, 257-265,
473/208, 212, 214, 216
See application file for complete search history.

* cited by examiner

Primary Examiner — Mitchell I Siegel

(74) *Attorney, Agent, or Firm* — Lee Fredric Sharra

(57) **CLAIM**

The ornamental design for a golf swing trainer, as shown.

DESCRIPTION

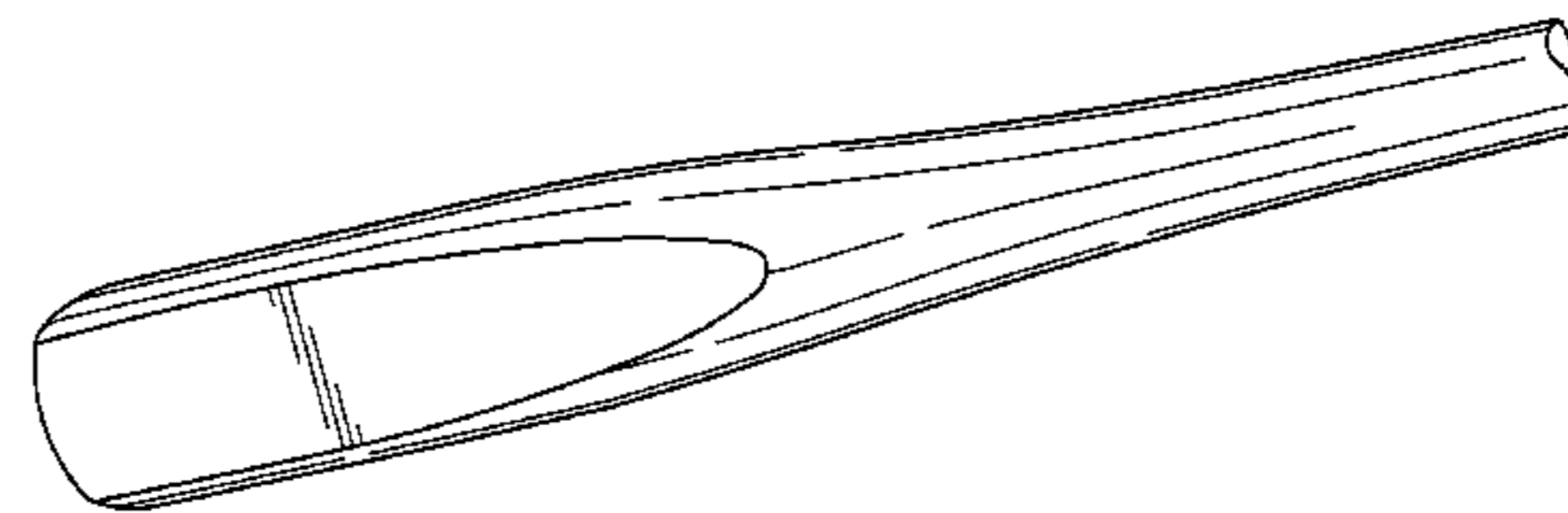
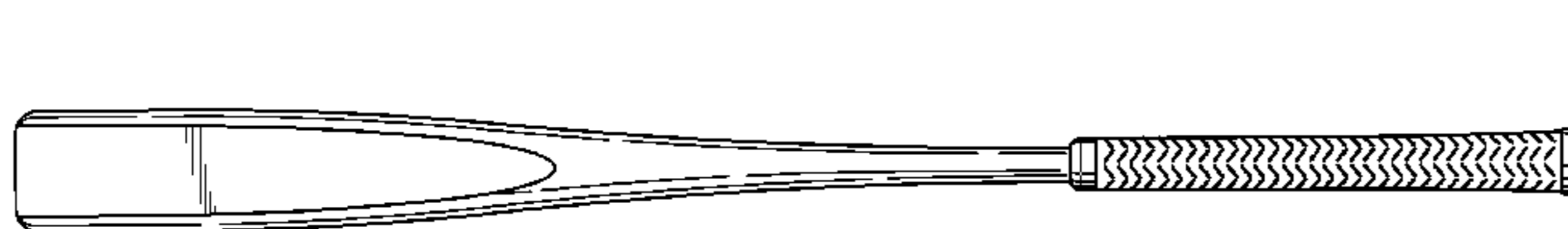
FIG. 1 is a top plan view of a golf swing trainer showing the claimed new design;
FIG. 2 is a front view thereof;
FIG. 3 is a barrel end view thereof;
FIG. 4 is a handle end view thereof;
FIG. 5 is a cross sectional view taken on line 5—5 of FIG. 4;
FIG. 6 is a cross sectional view taken on line 6—6 of FIG. 2;
FIG. 7 is a cross sectional view taken on line 7—7 of FIG. 2;
FIG. 8 is a cross sectional view taken on line 8—8 of FIG. 2;
and,
FIG. 9 is a perspective view.

(56) **References Cited**

U.S. PATENT DOCUMENTS

D237,515 S * 11/1975 Thiel D21/791
D274,171 S * 6/1984 Gabrielidis D21/679
5,215,306 A * 6/1993 Cayce 473/261
D357,289 S * 4/1995 Cramton D21/725
D369,195 S * 4/1996 Jaeckel D21/757

1 Claim, 2 Drawing Sheets



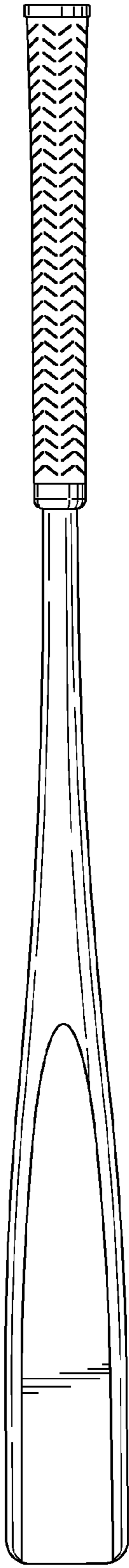


FIG. 1

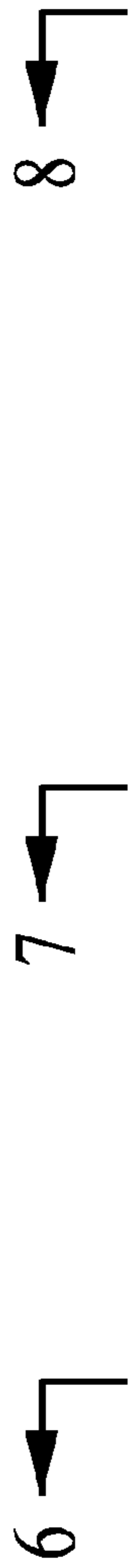


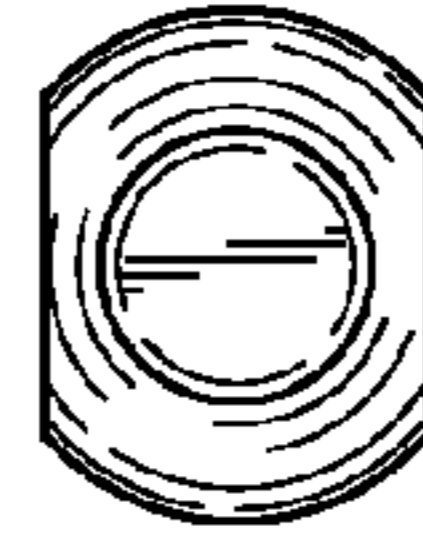
FIG. 2



FIG. 3



FIG. 4



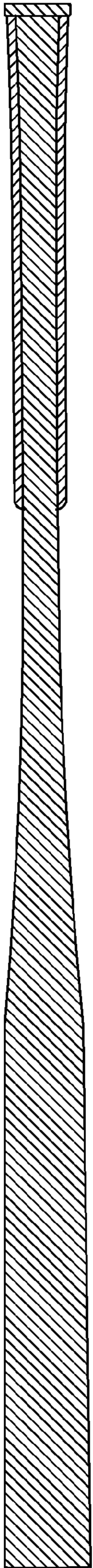


Fig. 5

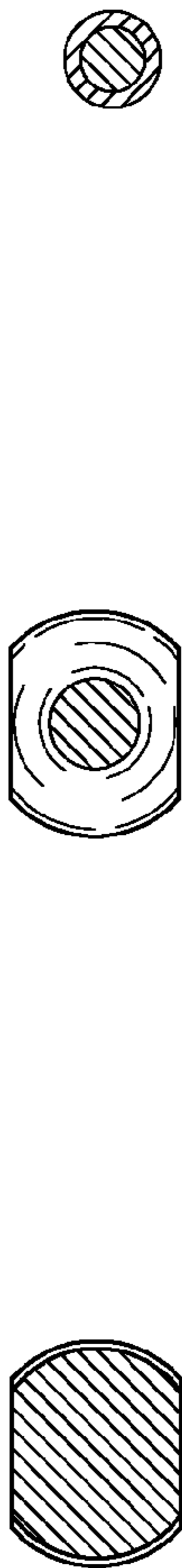


Fig. 6



Fig. 7