



US00D634383S

(12) **United States Design Patent**
Johnsrud

(10) **Patent No.:** **US D634,383 S**
(45) **Date of Patent:** **** Mar. 15, 2011**

- (54) **SKI**
- (76) Inventor: **Jens-Martin Johnsrud**, Skarnes (NO)
- (**) Term: **14 Years**
- (21) Appl. No.: **29/353,931**
- (22) Filed: **Jan. 15, 2010**

Related U.S. Application Data

- (63) Continuation of application No. 29/300,062, filed on Feb. 15, 2008, now Pat. No. Des. 608,403.

(30) **Foreign Application Priority Data**

- Aug. 16, 2007 (NO) 20070509
- (51) **LOC (9) Cl.** **21-02**
- (52) **U.S. Cl.** **D21/769; D21/766**
- (58) **Field of Classification Search** D21/760,
D21/761, 765, 766, 801, 803; 441/65-66,
441/68-69, 72-75, 79; D12/6; 280/11.3,
280/11.31, 601-606, 609-610
See application file for complete search history.

(56) **References Cited**

U.S. PATENT DOCUMENTS

- 2,242,156 A * 5/1941 Wallace 280/601
- D179,367 S * 12/1956 Allen D21/766
- D209,992 S * 1/1968 Liebscher D21/766
- D214,215 S * 5/1969 Keneklis D21/769

- RE27,235 E * 11/1971 Pope, Jr. 441/68
- 3,761,980 A * 10/1973 Silverstein 441/68
- D401,287 S * 11/1998 Ritzinger D21/760
- 6,189,912 B1 * 2/2001 Ritzinger 280/609
- D448,441 S * 9/2001 Wolf D21/760
- D524,400 S * 7/2006 Langford D21/760

* cited by examiner

Primary Examiner — Janice E Seeger
Assistant Examiner — Zenia I Bennett

(74) *Attorney, Agent, or Firm* — Buchanan Ingersoll & Rooney PC

(57) **CLAIM**

The ornamental design for a ski, as shown and described.

DESCRIPTION

FIG. 1 is a top perspective view of a ski showing my new design.
 FIG. 2 is a bottom perspective view thereof.
 FIG. 3 is a bottom plan view thereof.
 FIG. 4 is a top plan view thereof.
 FIG. 5 is a side elevational view thereof, the other side being a mirror image thereof.
 FIG. 6 is an enlarged end elevational view thereof.
 FIG. 7 is an enlarged and elevational view of the other end thereof; and,
 FIG. 8 is an enlarged cross-sectional view taken along the line 8—8 shown in FIG. 3.
 The broken line showing of portions of the ski is for environmental purposes only and forms no part of the claimed design.

1 Claim, 5 Drawing Sheets




FIG. 1

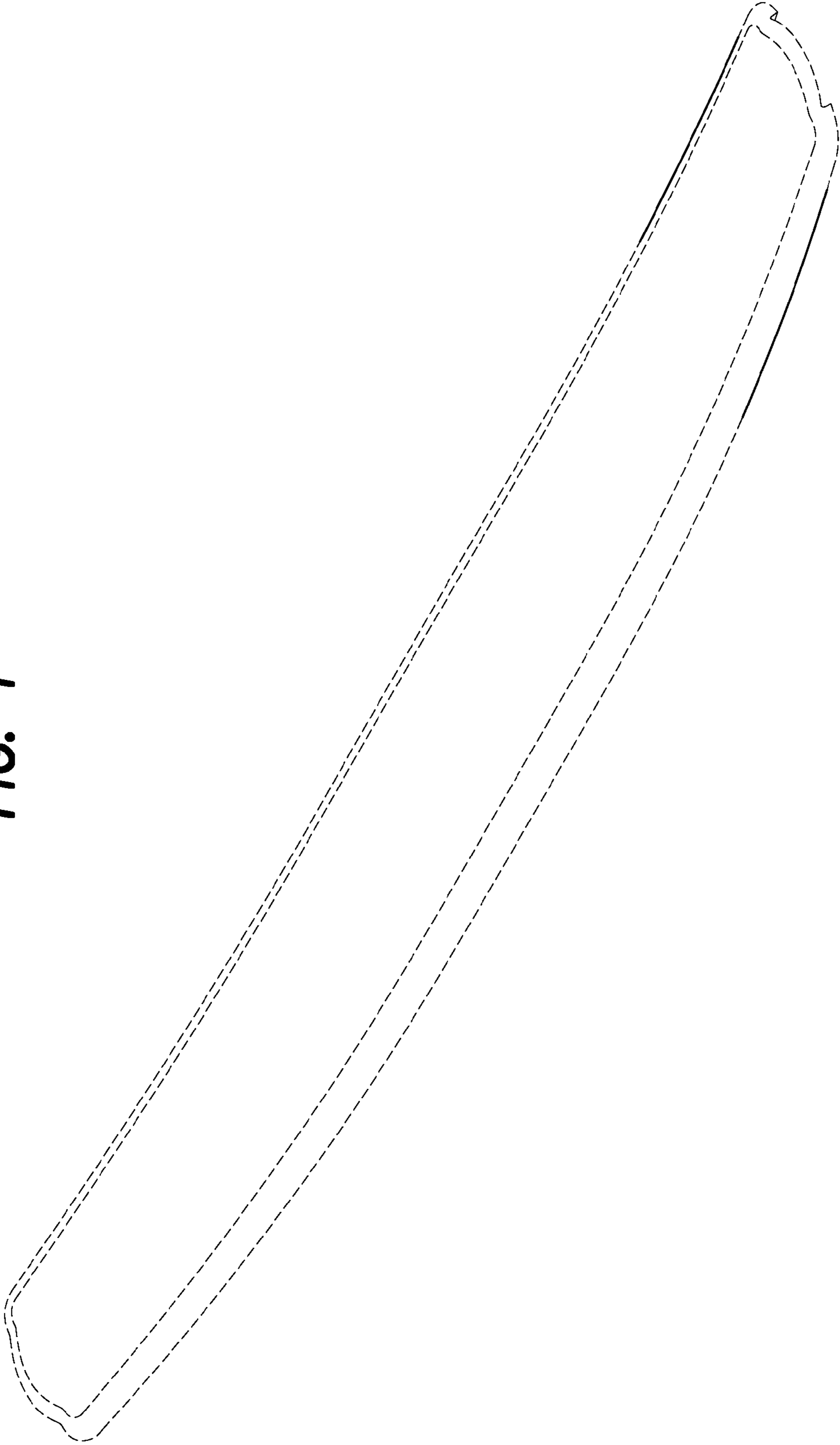


FIG. 2

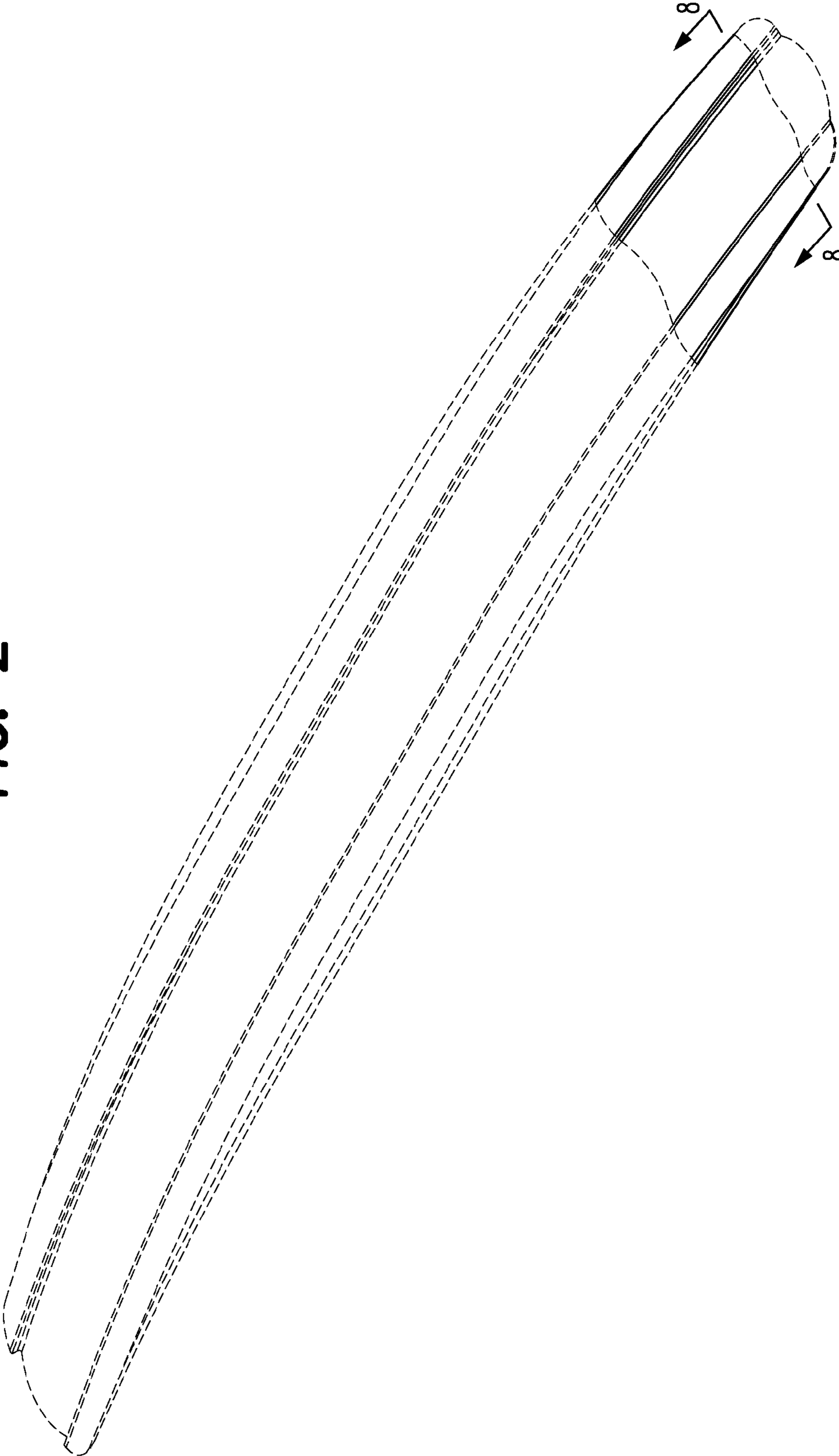


FIG. 3




FIG. 4




FIG. 5




FIG. 6




FIG. 7




FIG. 8

