



US00D634382S

(12) **United States Design Patent**
Chen

(10) **Patent No.:** **US D634,382 S**
(45) **Date of Patent:** **** Mar. 15, 2011**

- (54) **GOLF CLUB HEAD COVER**
 - (75) Inventor: **Xiaojian Chen**, Phoenix, AZ (US)
 - (73) Assignee: **Karsten Manufacturing Corporation**, Phoenix, AZ (US)
 - (**) Term: **14 Years**
 - (21) Appl. No.: **29/363,906**
 - (22) Filed: **Jun. 16, 2010**
 - (51) **LOC (9) Cl.** **21-02**
 - (52) **U.S. Cl.** **D21/754**
 - (58) **Field of Classification Search** D21/754;
150/160
- See application file for complete search history.

D617,404 S	6/2010	McGuire	
D617,405 S *	6/2010	McGuire	D21/754
D617,862 S	6/2010	McGuire	
D631,115 S *	1/2011	Chen	D21/754
2007/0023116 A1 *	2/2007	Chen	150/160

OTHER PUBLICATIONS

- Xiaojian Chen, "Golf Club Head Cover," U.S. Appl. No. 29/359,499, filed Apr. 12, 2010.
- Xiaojian Chen, "Golf Club Head Cover," U.S. Appl. No. 29/359,502, filed Apr. 12, 2010.
- Xiaojian Chen, "Golf Club Head Cover," U.S. Appl. No. 29/359,506, filed Apr. 12, 2010.
- Xiaojian Chen, "Golf Club Head Cover," U.S. Appl. No. 29/363,908, filed Jun. 16, 2010.

* cited by examiner

Primary Examiner — Mitchell I Siegel

(56) **References Cited**

U.S. PATENT DOCUMENTS

D444,525 S *	7/2001	Bernath	D21/754
D469,835 S *	2/2003	Bradshaw	D21/754
D484,210 S	12/2003	Oldknow et al.	
D508,101 S	8/2005	Chen et al.	
D527,435 S	8/2006	Chen	
D527,779 S	9/2006	Chen et al.	
D529,113 S	9/2006	Chen	
D535,344 S *	1/2007	Chen	D21/754
7,597,126 B2	2/2007	Chen	
D561,858 S	2/2008	Chen	
D565,682 S *	4/2008	Chen et al.	D21/754
D576,238 S	9/2008	Chen	
D576,239 S	9/2008	Chen	
D576,697 S *	9/2008	Chen	D21/754
D585,102 S *	1/2009	Chen	D21/754
D585,512 S	1/2009	Quartarone, III	
D590,464 S *	4/2009	Chen	D21/754
D590,901 S	4/2009	Chen	

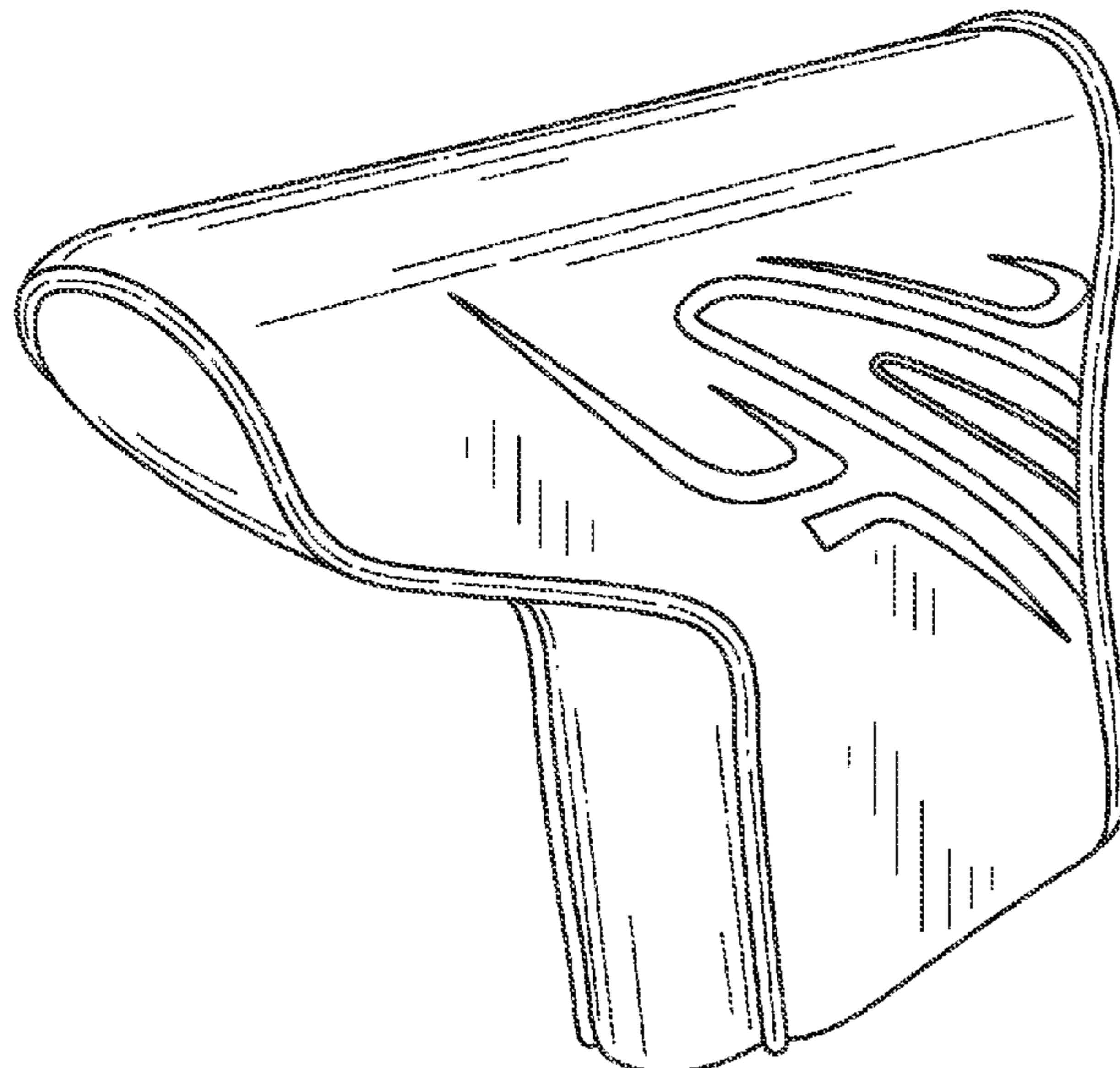
(57) **CLAIM**

The ornamental design for a golf club head cover, as shown and described.

DESCRIPTION

FIG. 1 is a perspective front view of a golf club head cover; FIG. 2 is a front view of the golf club head cover of FIG. 1; FIG. 3 is a rear view of the golf club head cover of FIG. 1; FIG. 4 is a side view of the golf club head cover of FIG. 1 taken from the right in FIG. 2, the opposite side view taken from the left in FIG. 2 being a mirror image thereof; FIG. 5 is a bottom plan view of the golf club head cover of FIG. 1; and, FIG. 6 is a top plan view of the golf club head cover of FIG. 1.

1 Claim, 4 Drawing Sheets



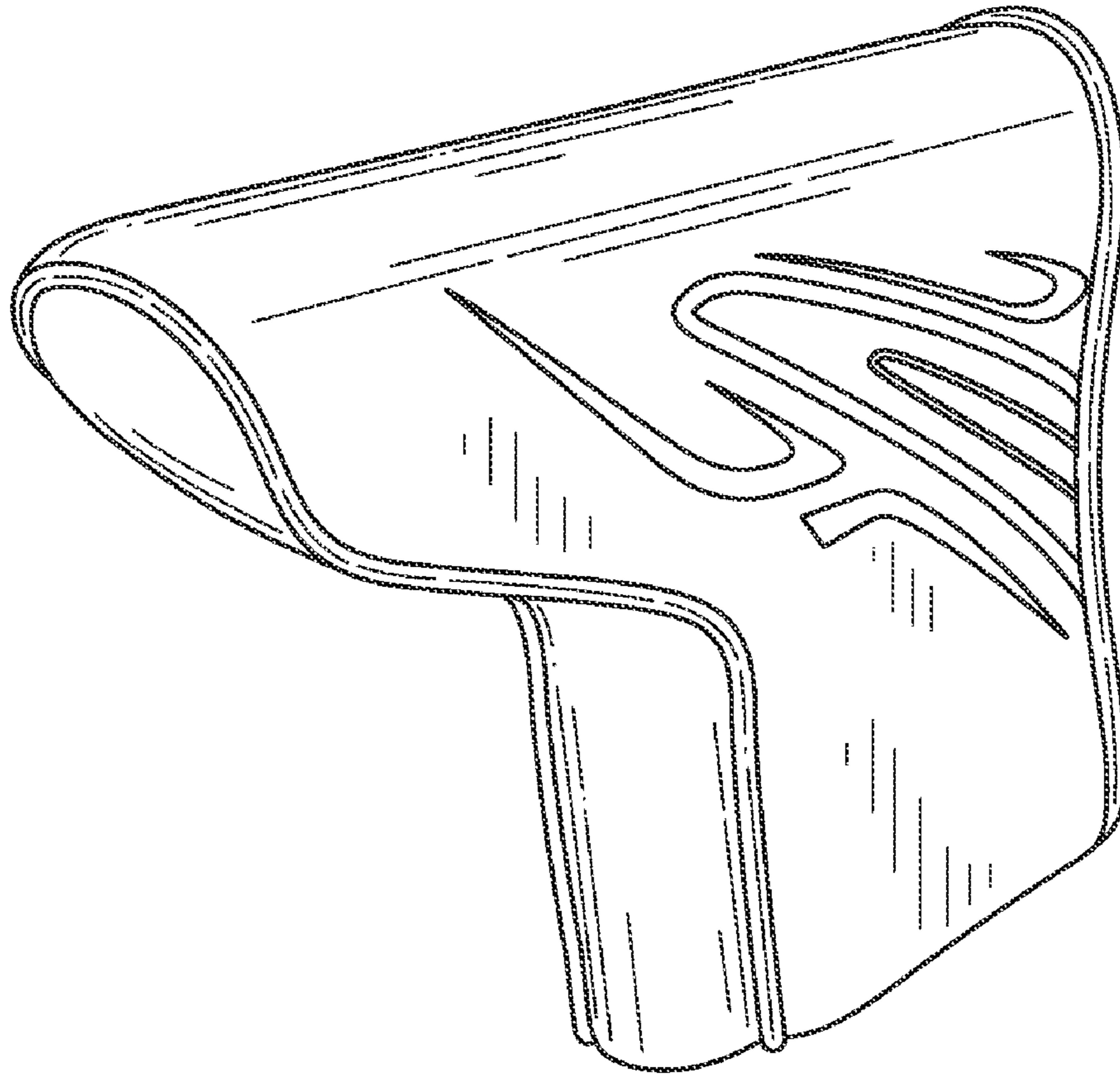


FIG. 1

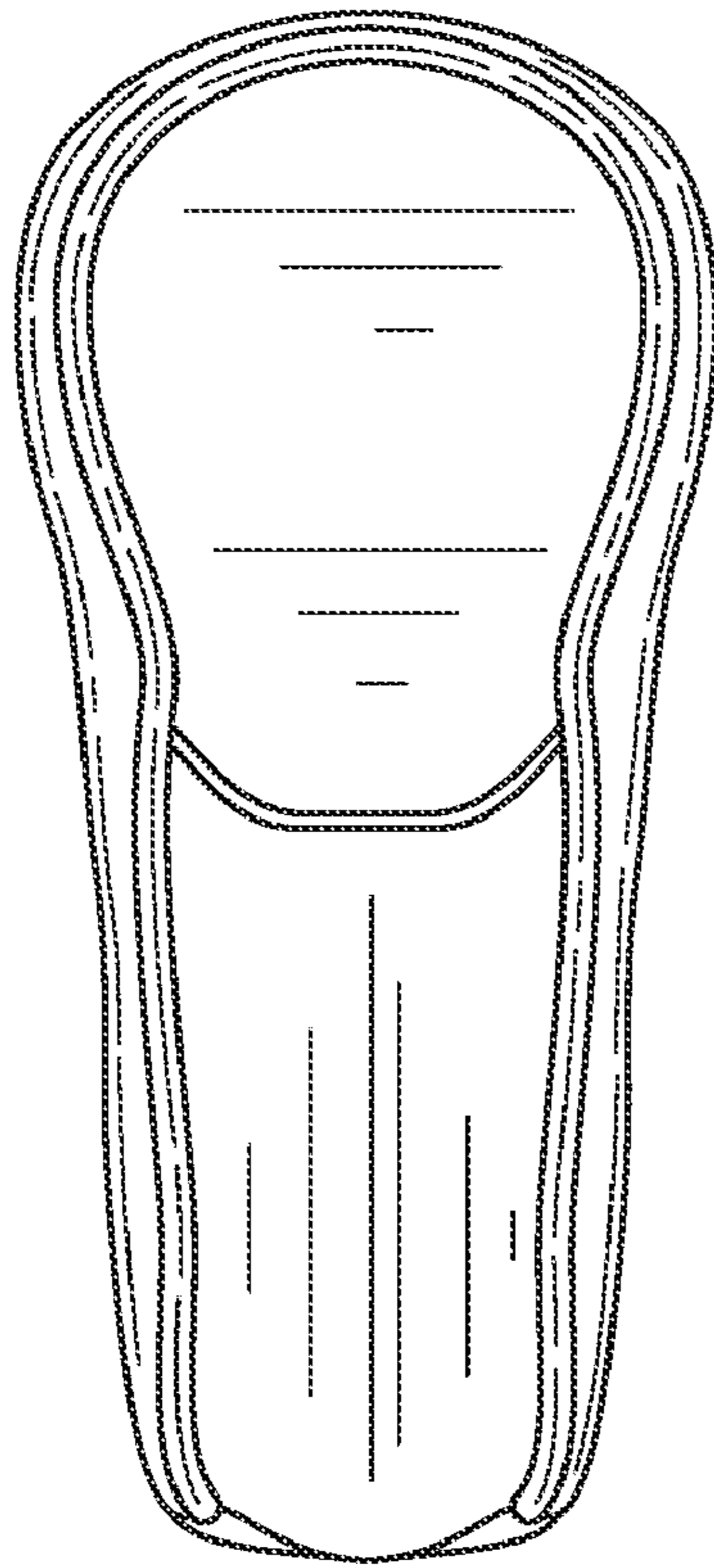


FIG. 2

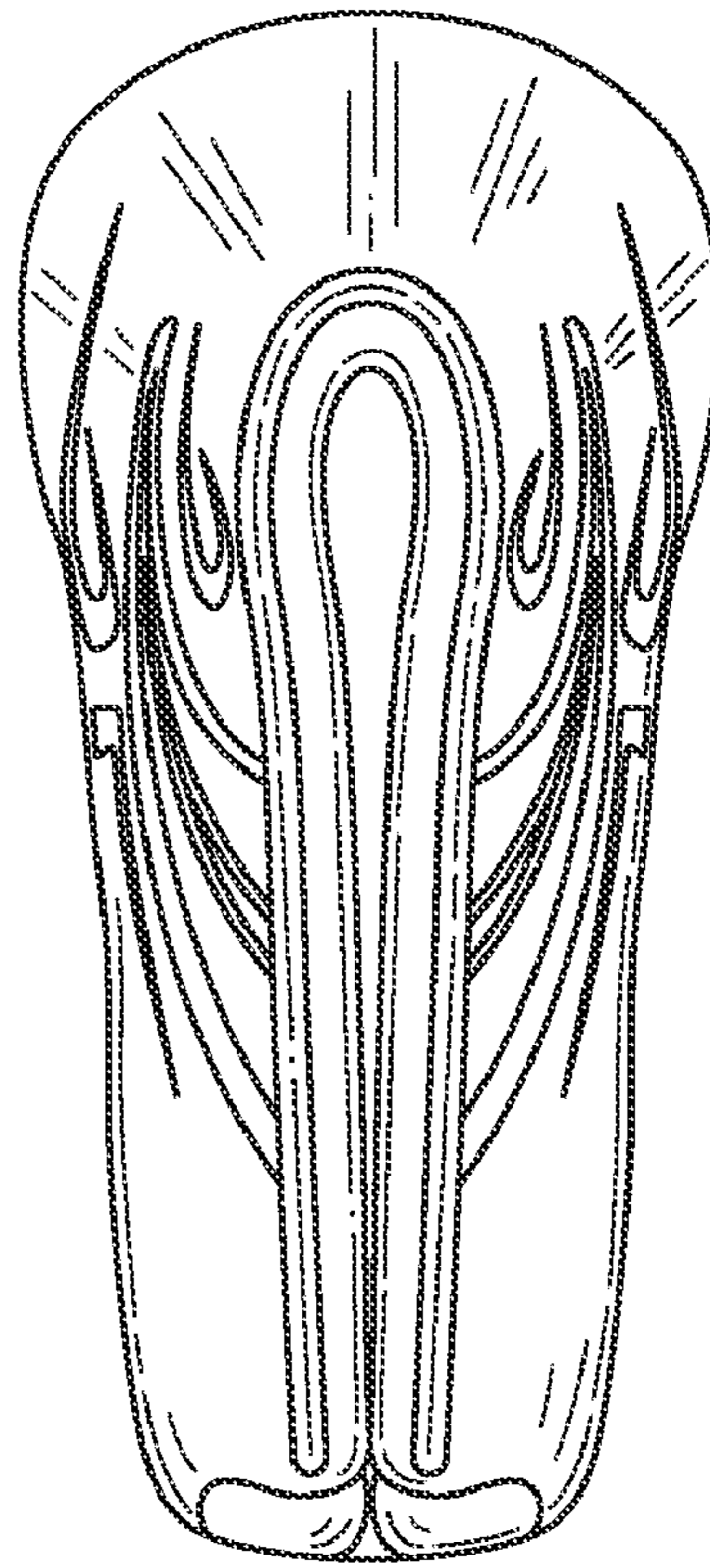


FIG. 3

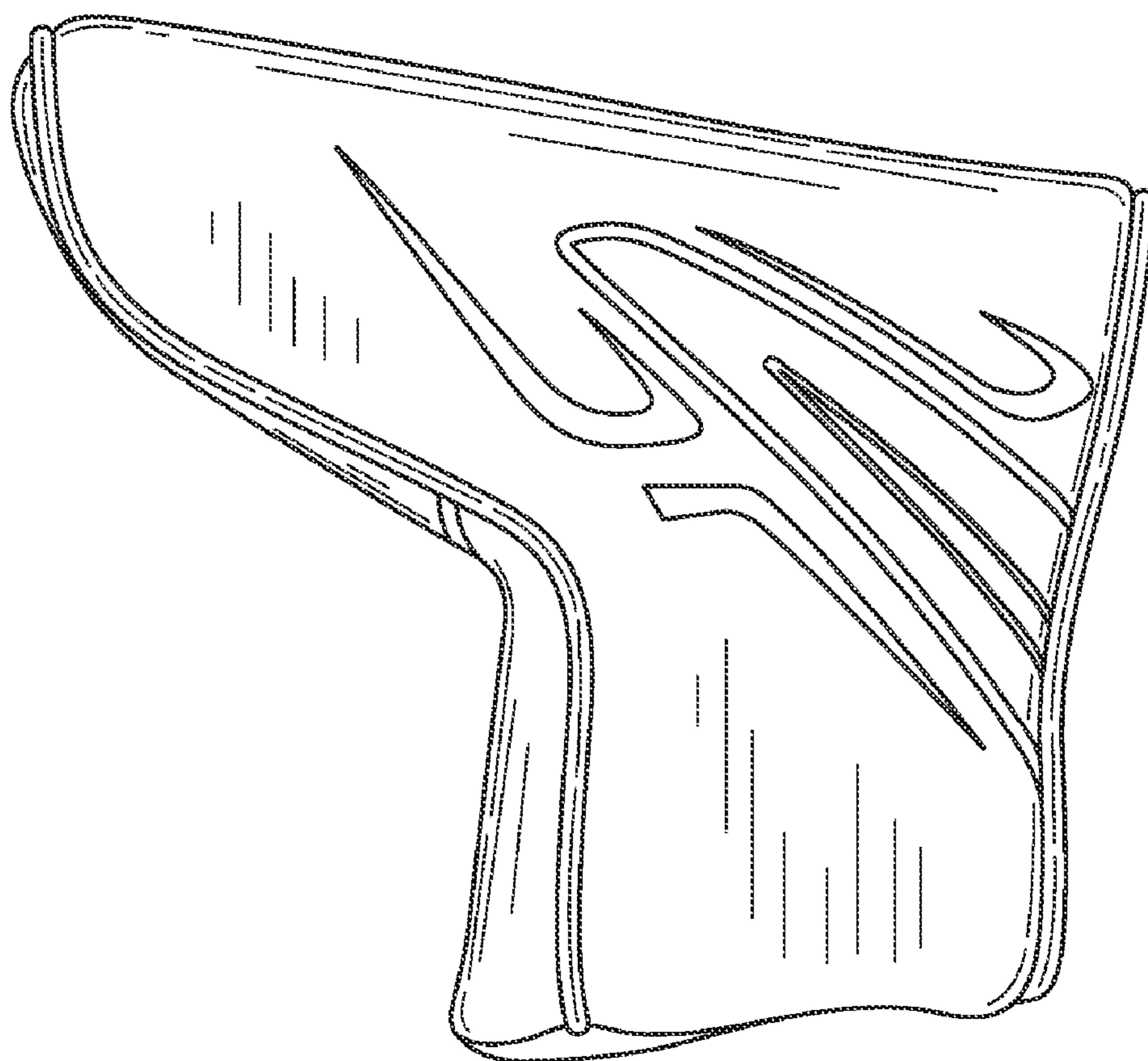


FIG.4

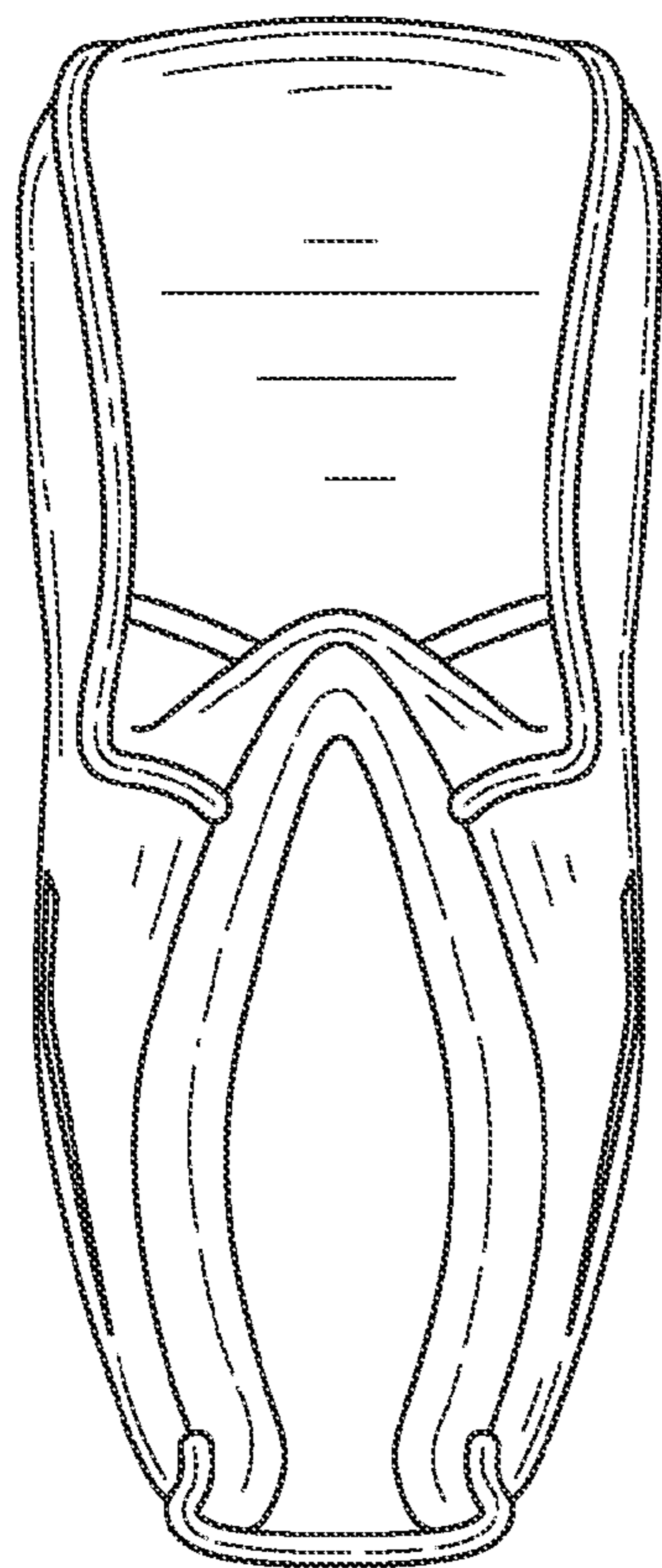


FIG. 5

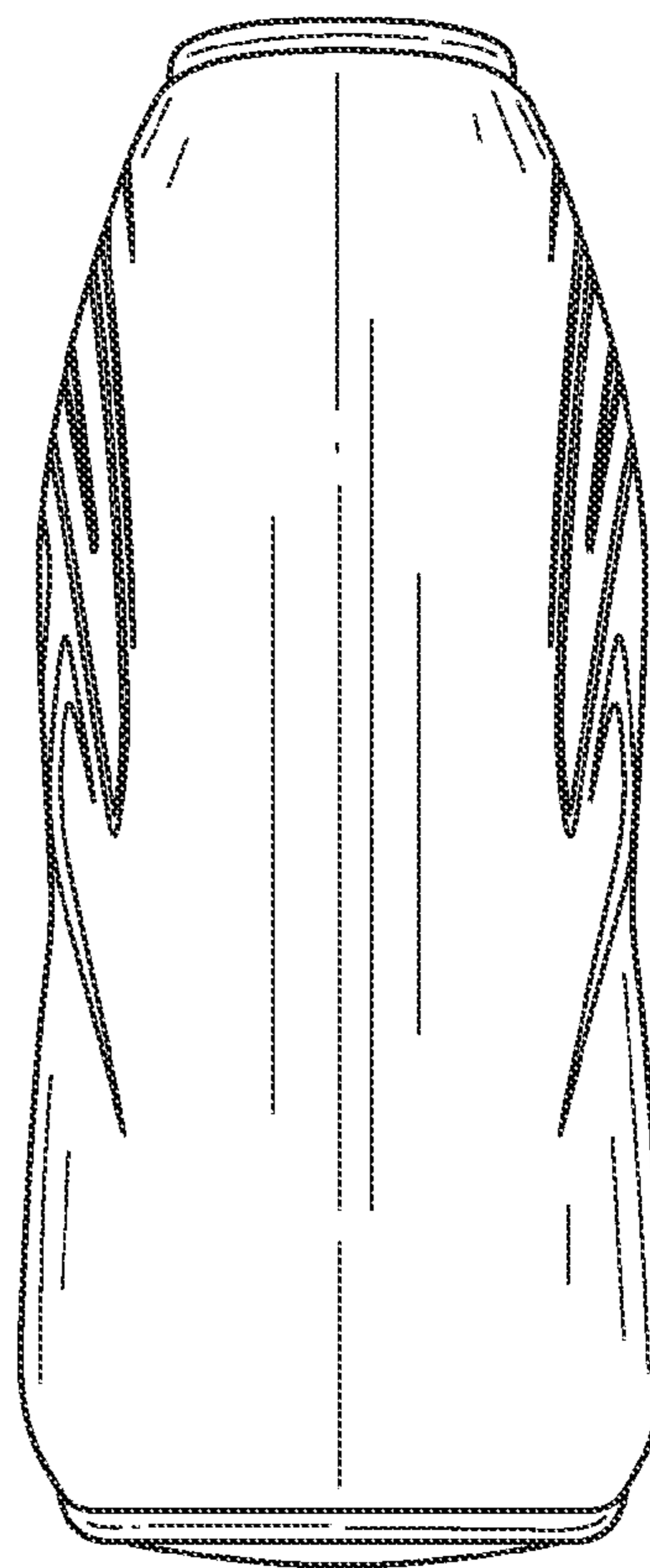


FIG. 6