



US00D634380S

(12) **United States Design Patent**  
**Walling, Jr. et al.**

(10) **Patent No.:** **US D634,380 S**  
(45) **Date of Patent:** **\*\* Mar. 15, 2011**

(54) **SOCCER BALL**

(76) Inventors: **Victor Walling, Jr.**, San Jose, CA (US);  
**Stephen Pye**, San Jose, CA (US)

(\*\*) Term: **14 Years**

(21) Appl. No.: **29/364,674**

(22) Filed: **Jun. 25, 2010**

(51) **LOC (9) Cl.** ..... **21-02**

(52) **U.S. Cl.** ..... **D21/713**

(58) **Field of Classification Search** ..... D21/707-714,  
D21/398, 438-440; D30/160; 473/569-614;  
446/220-226

See application file for complete search history.

(56) **References Cited**

**U.S. PATENT DOCUMENTS**

D95,690 S	4/1935	Frederick	
4,284,398 A *	8/1981	Bokelmann	425/394
D264,365 S *	5/1982	Arino	D21/713
D290,428 S *	6/1987	Johnson	D6/301
5,020,438 A *	6/1991	Brown	102/517
D323,539 S *	1/1992	Cardoza	D21/707
5,207,420 A *	5/1993	Crawford et al.	119/707
5,236,196 A *	8/1993	Blankenburg et al.	446/87
D393,020 S *	3/1998	Arcos	D21/479
D395,690 S	6/1998	Villavicencio	
5,797,815 A *	8/1998	Goldman et al.	473/588
D405,486 S	2/1999	Chan	
5,976,041 A *	11/1999	Banker, Sr.	473/576
D477,441 S *	7/2003	Willinger et al.	D30/160
D478,367 S	8/2003	Traub	

D501,520 S	2/2005	Fraze	
D563,495 S	3/2008	Torres	
D585,644 S	2/2009	Guilbault	
D595,367 S	6/2009	Katzke	
D599,966 S	9/2009	Viola	
D609,290 S	2/2010	Oblack	
2009/0209374 A1 *	8/2009	Ou	473/605
2009/0325744 A1 *	12/2009	Raynak et al.	473/604

**FOREIGN PATENT DOCUMENTS**

CN	3595921	*	1/2007
CN	300948034	*	6/2009
EP	1066959 A1	*	1/2001
WO	D016688-001	*	7/1990

\* cited by examiner

*Primary Examiner* — Catherine Tuttle

(74) *Attorney, Agent, or Firm* — James F. Hann; Haynes Beffel & Wolfeld LLP

(57) **CLAIM**

The ornamental design for a soccer ball, as shown and described.

**DESCRIPTION**

FIG. 1 is a perspective view of a soccer ball, showing the new design;  
FIG. 2 is a front view thereof;  
FIG. 3 is a left-side view thereof;  
FIG. 4 is a right-side view thereof  
FIG. 5 is a top view thereof;  
FIG. 6 is a bottom view thereof; and,  
FIG. 7 is a rear view thereof.

**1 Claim, 4 Drawing Sheets**





FIG. 1

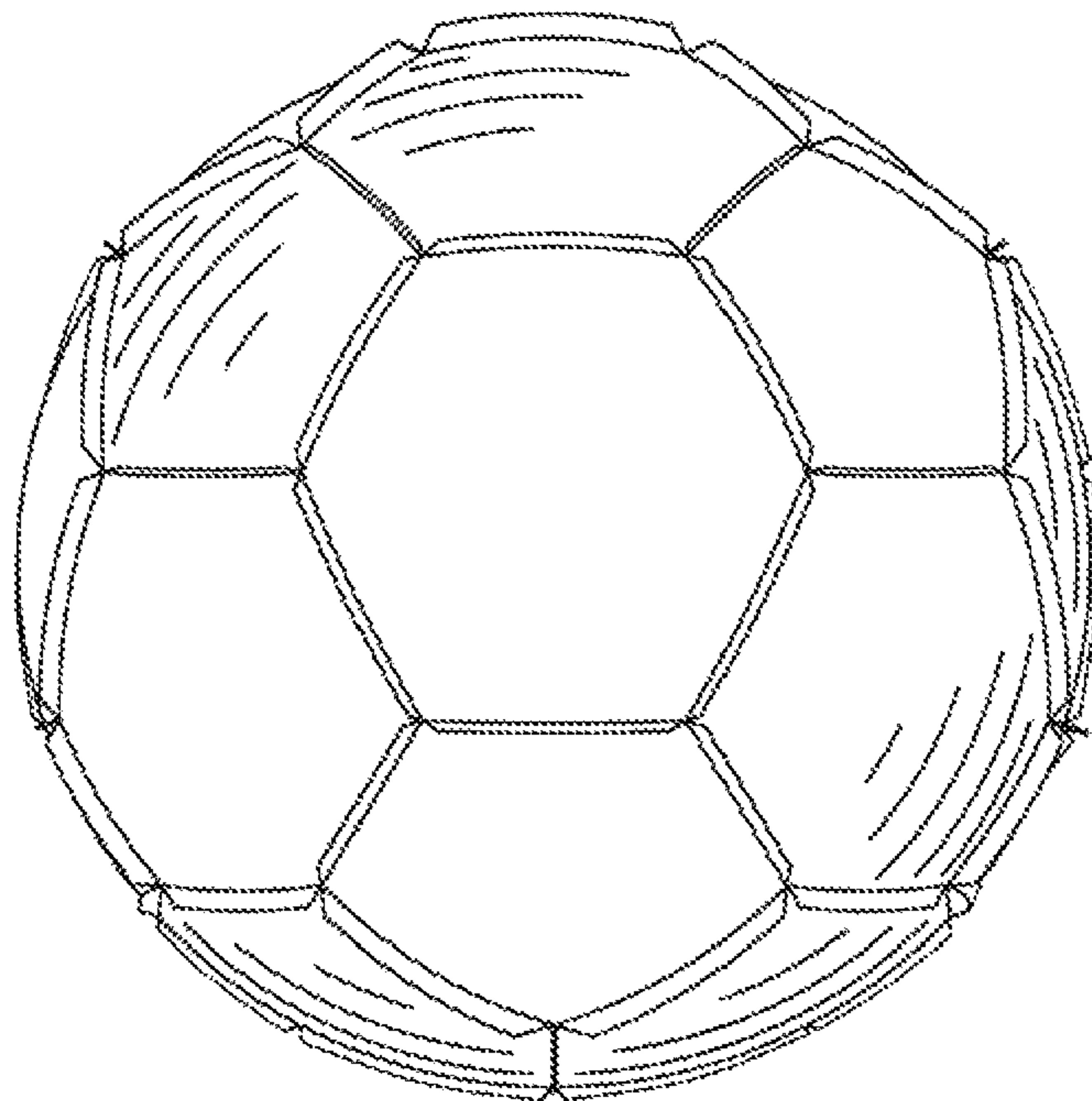


FIG. 2

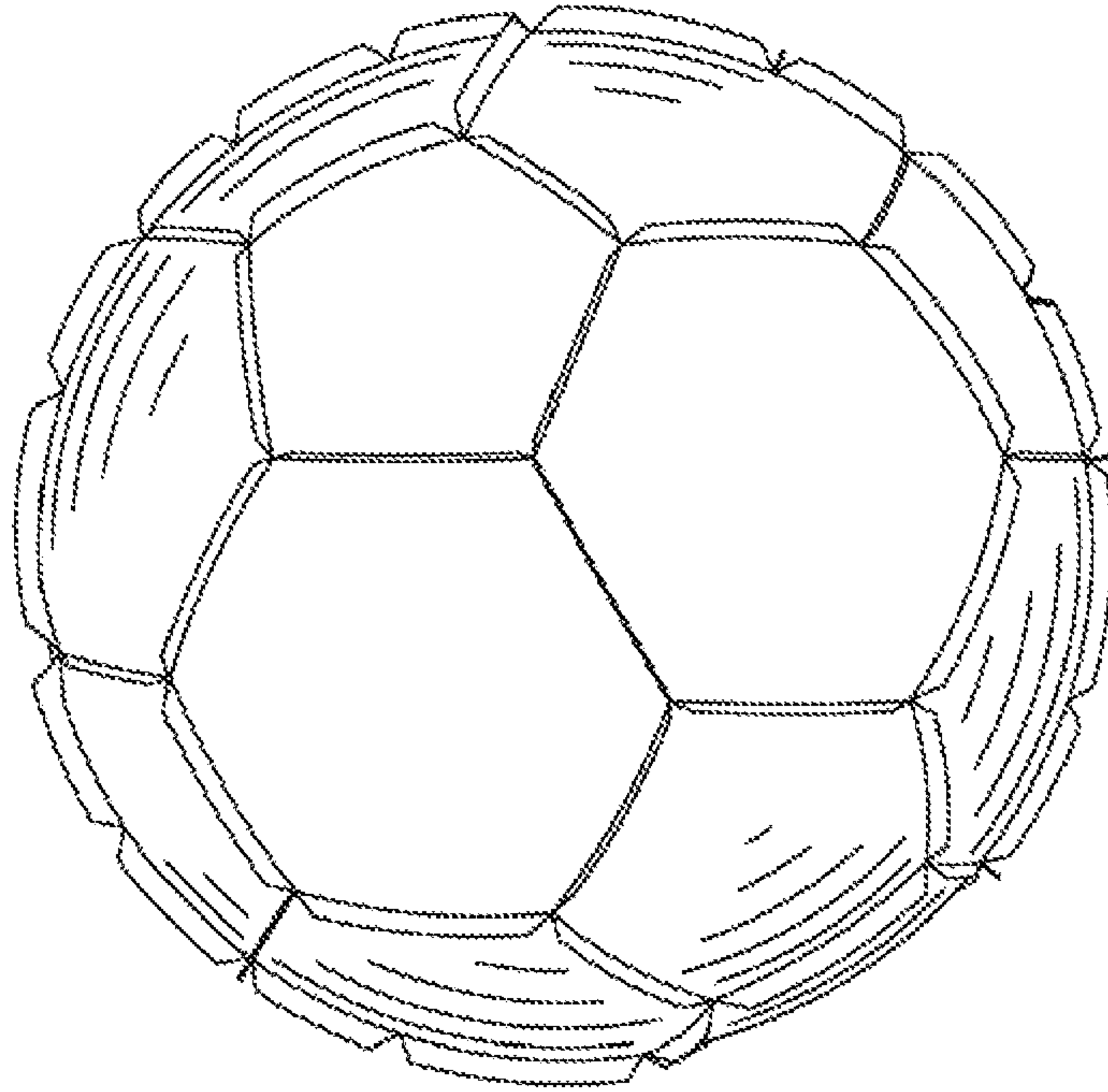


FIG. 3




FIG. 4



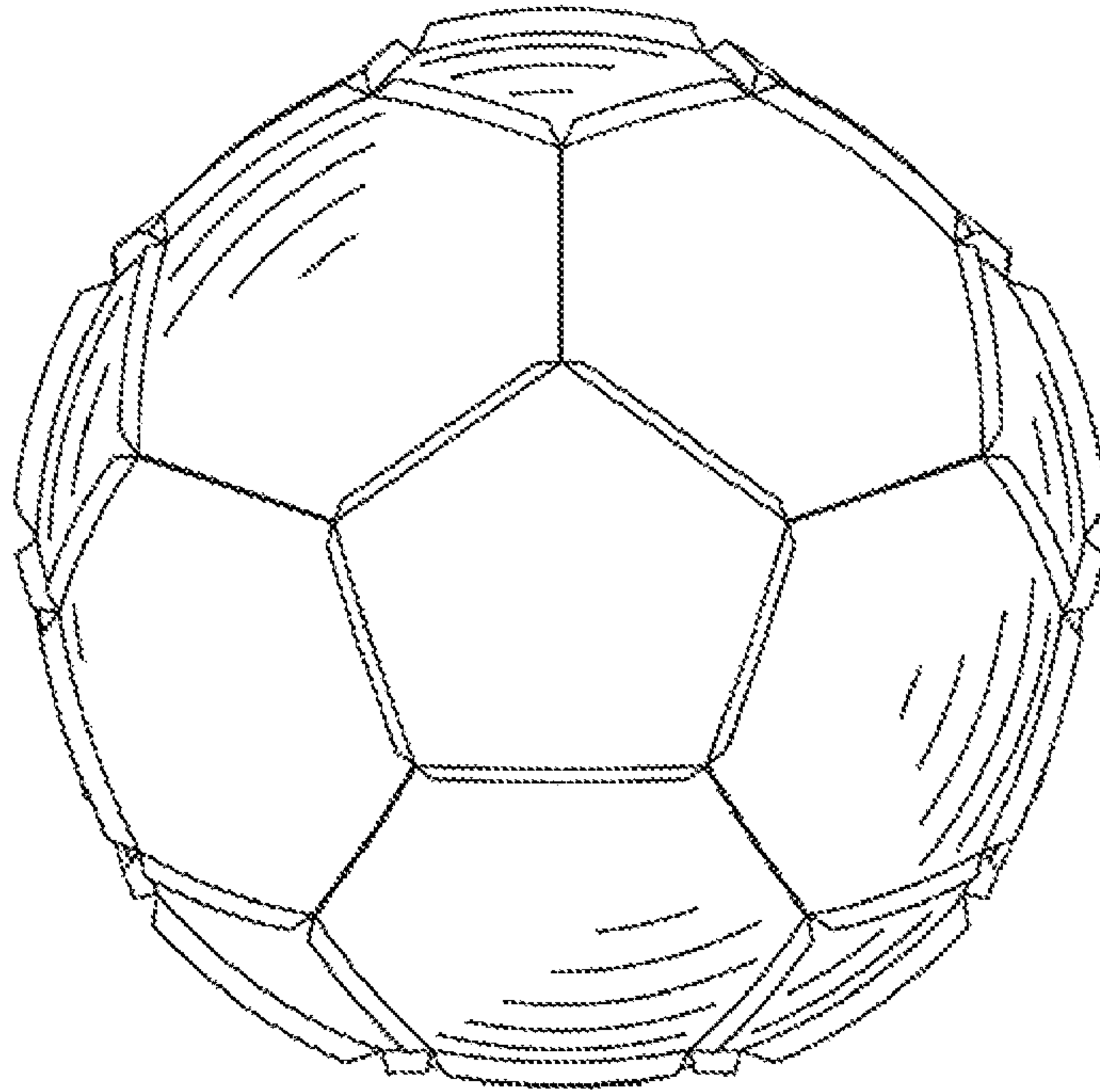


FIG. 5

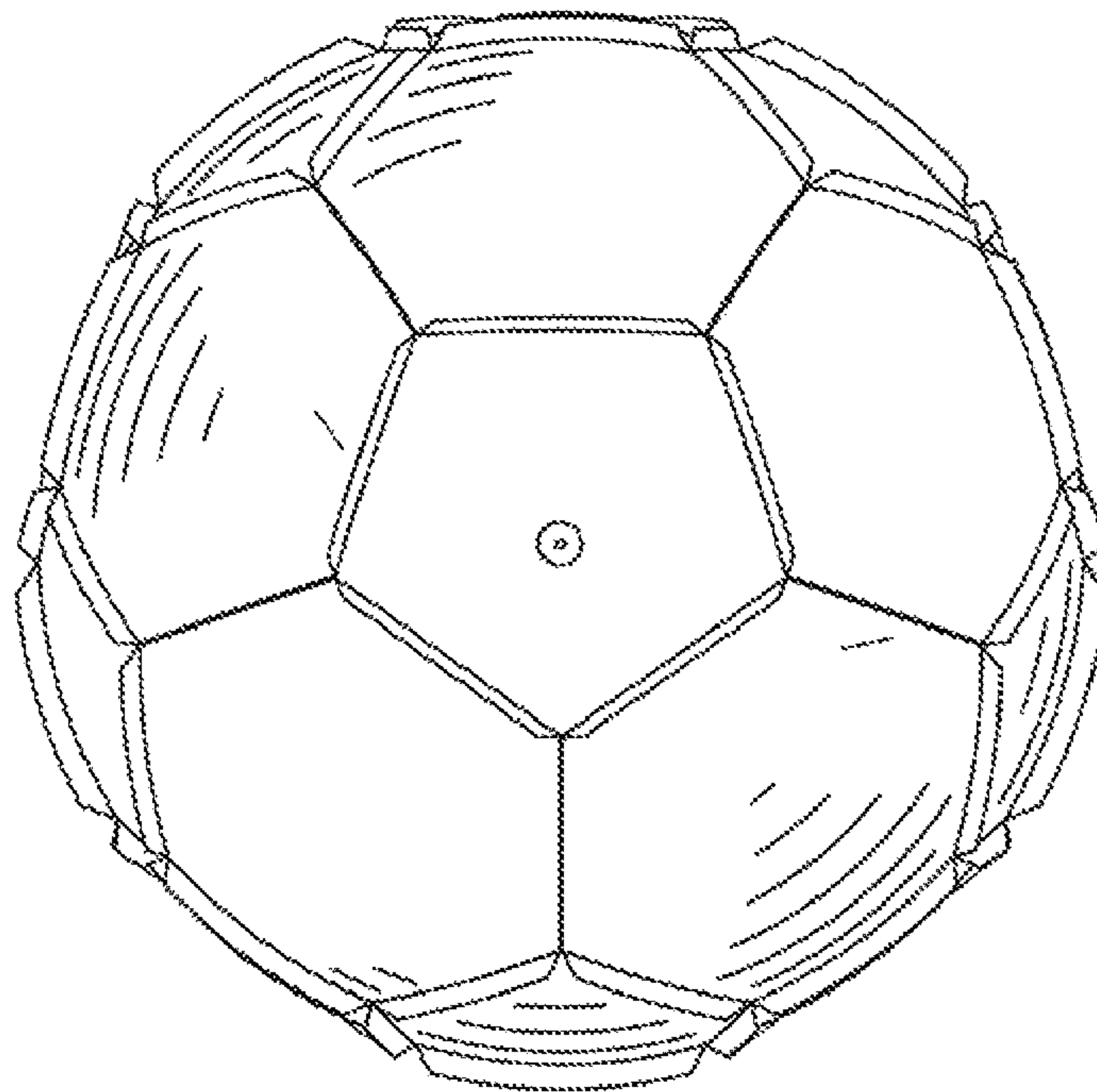


FIG. 6

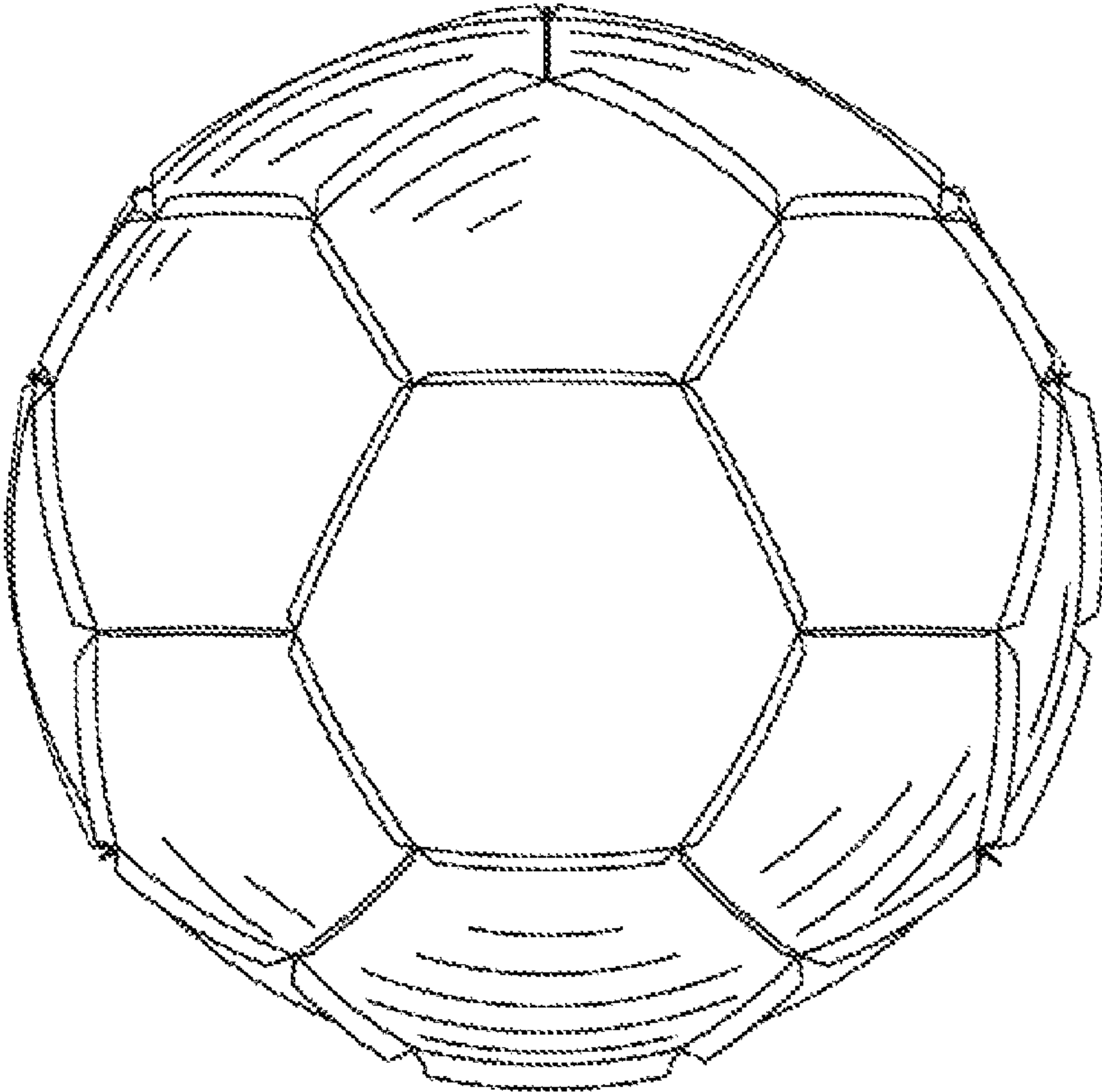


FIG. 7