



US00D634378S

(12) **United States Design Patent**  
**Iverson et al.**

(10) **Patent No.:** **US D634,378 S**

(45) **Date of Patent:** **\*\* Mar. 15, 2011**

(54) **HANDLEBAR FOR AN EXERCISE CYCLE**

(75) Inventors: **Jeffery T. Iverson**, Madison, WI (US);  
**Ashley Kocak**, Madison, WI (US); **Jesse Bartholomew**, Madison, WI (US);  
**Patrick Walters**, Madison, WI (US)

(73) Assignee: **Saris Cycling Group, Inc.**, Madison, WI (US)

(\*\*) Term: **14 Years**

(21) Appl. No.: **29/350,035**

(22) Filed: **Nov. 10, 2009**

(51) **LOC (9) Cl.** ..... **21-02**

(52) **U.S. Cl.** ..... **D21/694; D12/178**

(58) **Field of Classification Search** ..... D21/662-667,  
D21/694, 696-697; 482/51, 57, 59-63; 74/489,  
74/551.1-551.9; D12/111, 178  
See application file for complete search history.

(56) **References Cited**

**U.S. PATENT DOCUMENTS**

4,082,265	A *	4/1978	Berkes	482/61
4,462,267	A *	7/1984	Shimano	74/489
4,674,742	A *	6/1987	Baatz	482/59
D291,462	S *	8/1987	Aalto	D21/667
4,815,730	A *	3/1989	Hoffenberg et al.	482/61
4,829,847	A *	5/1989	Modolo	74/551.1
4,903,542	A *	2/1990	Borromeo	74/551.8
4,938,475	A *	7/1990	Sargeant et al.	482/9
4,955,600	A *	9/1990	Hoffenberg et al.	482/61
5,165,301	A *	11/1992	Jeshurun et al.	74/551.1
5,257,683	A *	11/1993	Romano	192/217
5,324,241	A *	6/1994	Artigues et al.	482/57
5,524,506	A *	6/1996	Terry	74/551.9

6,186,027	B1 *	2/2001	Nielsen	74/551.1
6,485,396	B2 *	11/2002	Stevens	482/57
6,546,827	B2 *	4/2003	Irie	74/551.1
6,662,680	B2 *	12/2003	Rocket	74/551.3
6,941,834	B2 *	9/2005	Irie	74/551.1
7,326,151	B2 *	2/2008	Peterson et al.	482/61
7,665,384	B2 *	2/2010	Sato et al.	74/502.2
7,779,724	B2 *	8/2010	Fujii	74/551.8
2004/0089095	A1 *	5/2004	Chiang	74/551.1
2008/0087131	A1 *	4/2008	Tetsuka	74/502.2

\* cited by examiner

*Primary Examiner* — Susan E Krakower

(74) *Attorney, Agent, or Firm* — Boyle Fredrickson, S.C.

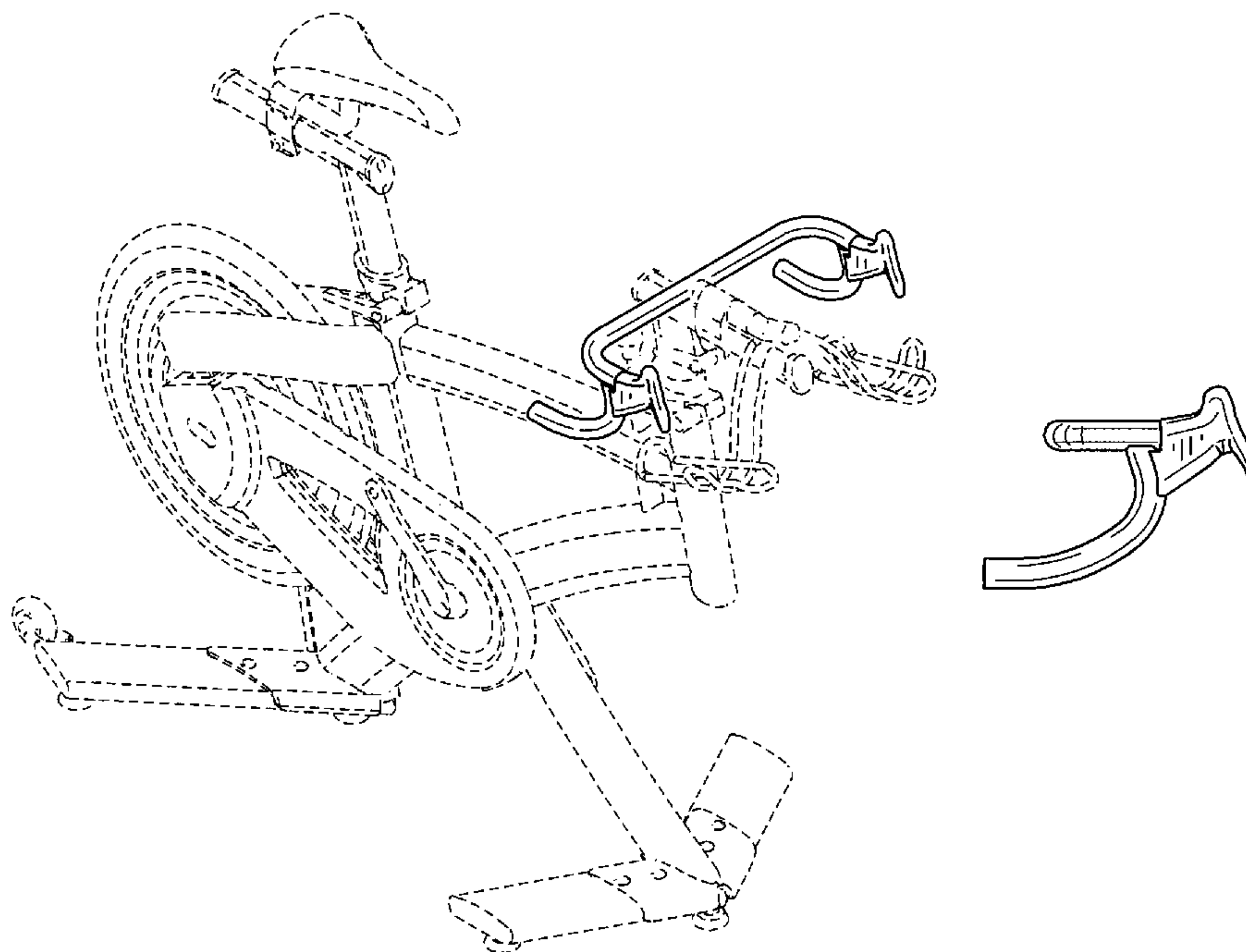
(57) **CLAIM**

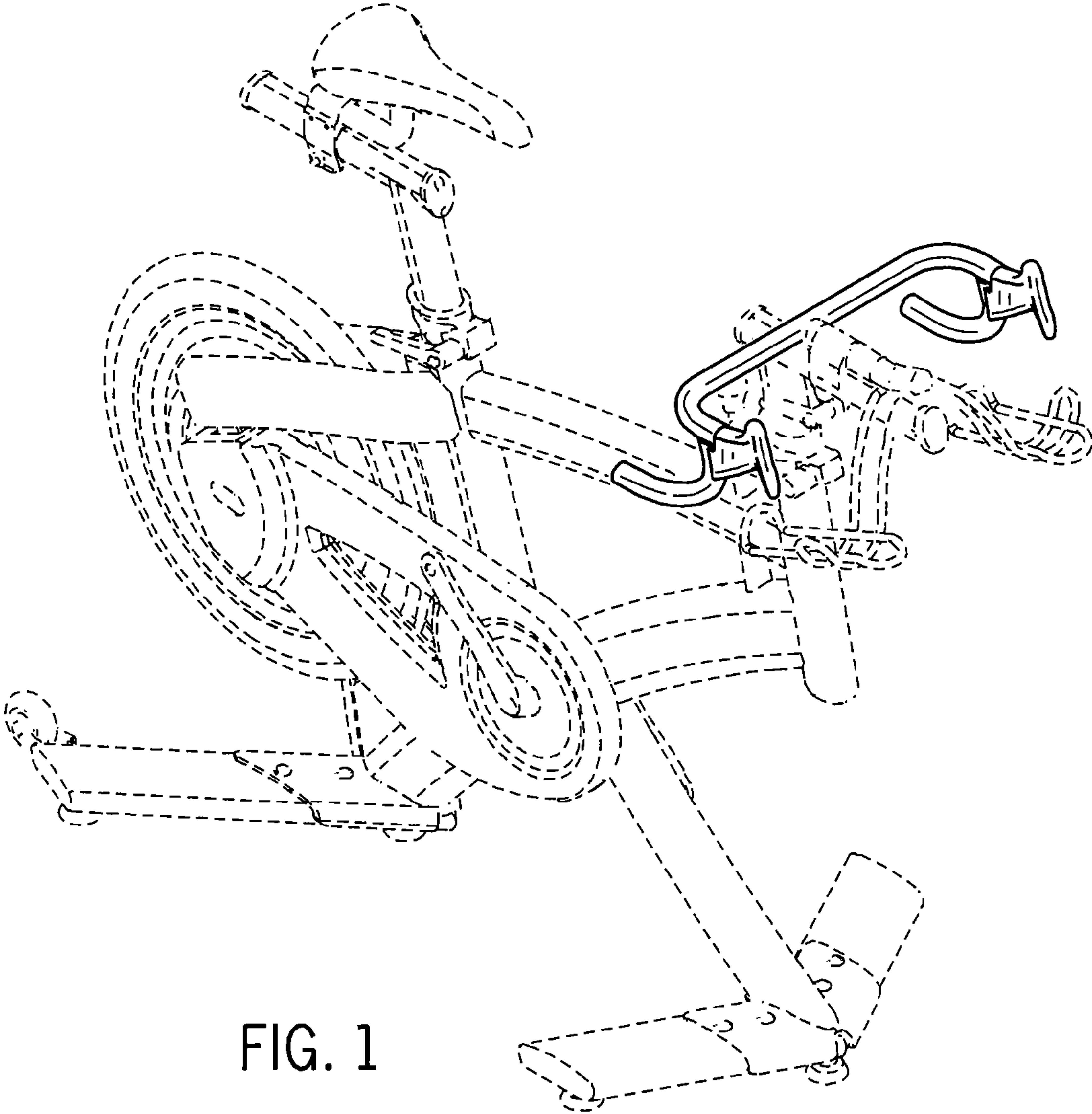
The ornamental design of handlebar for an exercise cycle, as shown and described.

**DESCRIPTION**

FIG. 1 is an isometric view of our new design for a handlebar for an exercise cycle;  
FIG. 2 is a side elevation view of the handlebar of FIG. 1;  
FIG. 3 is a top plan view of the handlebar of FIG. 1;  
FIG. 4 is a front elevation view of the handlebar of FIG. 1;  
FIG. 5 is an isometric view of the handlebar of FIG. 1, shown with the broken lines removed for clarity of illustration;  
FIG. 6 is a top plan view of the handlebar of FIG. 5;  
FIG. 7 is a side elevation view of the handlebar of FIG. 5;  
FIG. 8 is a front elevation view of the handlebar of FIG. 5;  
FIG. 9 is a rear elevation view of the handlebar of FIG. 5; and,  
FIG. 10 is a bottom plan view of the handlebar of FIG. 5.  
The broken lines illustrate environmental elements of the handlebar for an exercise cycle and form no part of the claimed design.

**1 Claim, 6 Drawing Sheets**





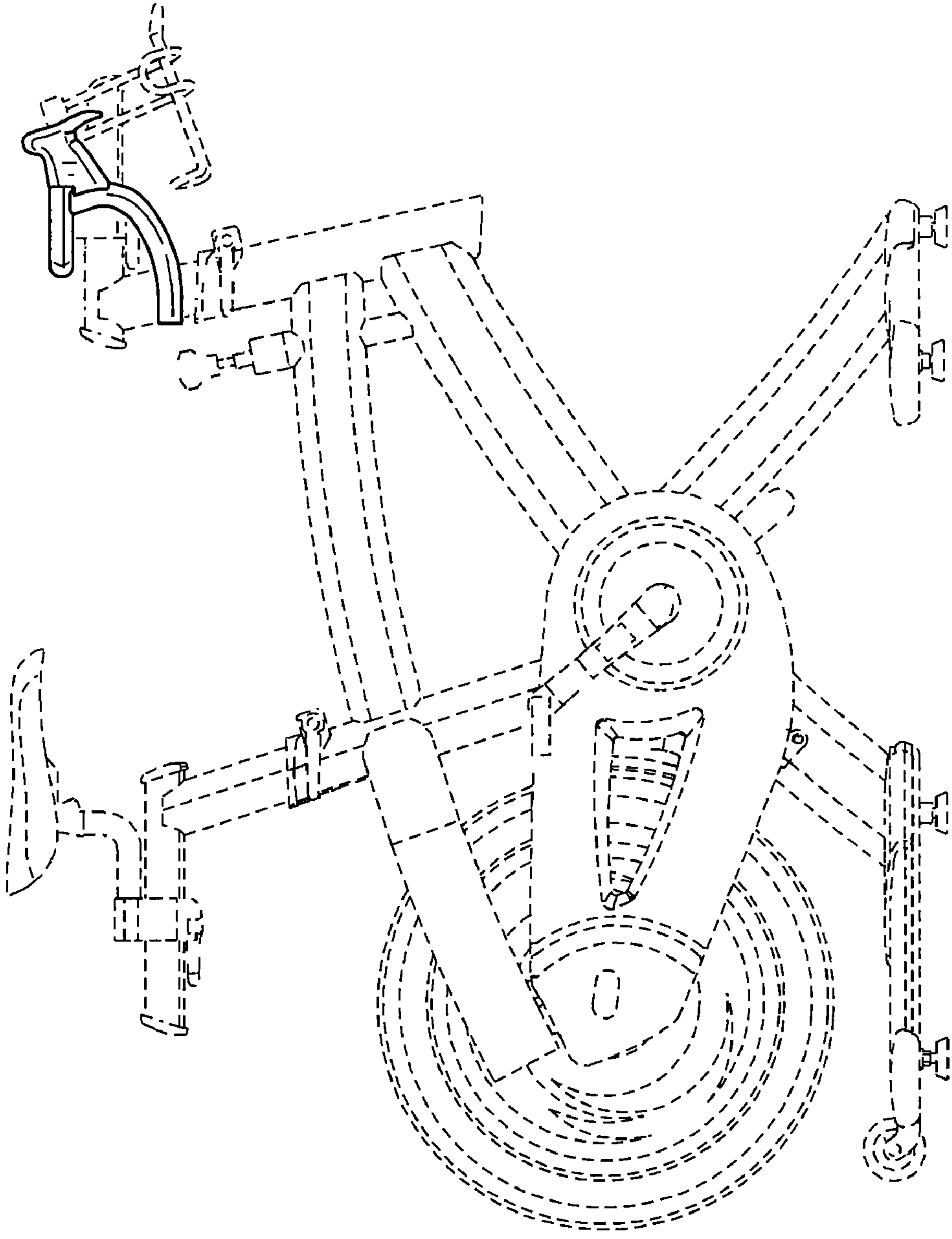


FIG. 2

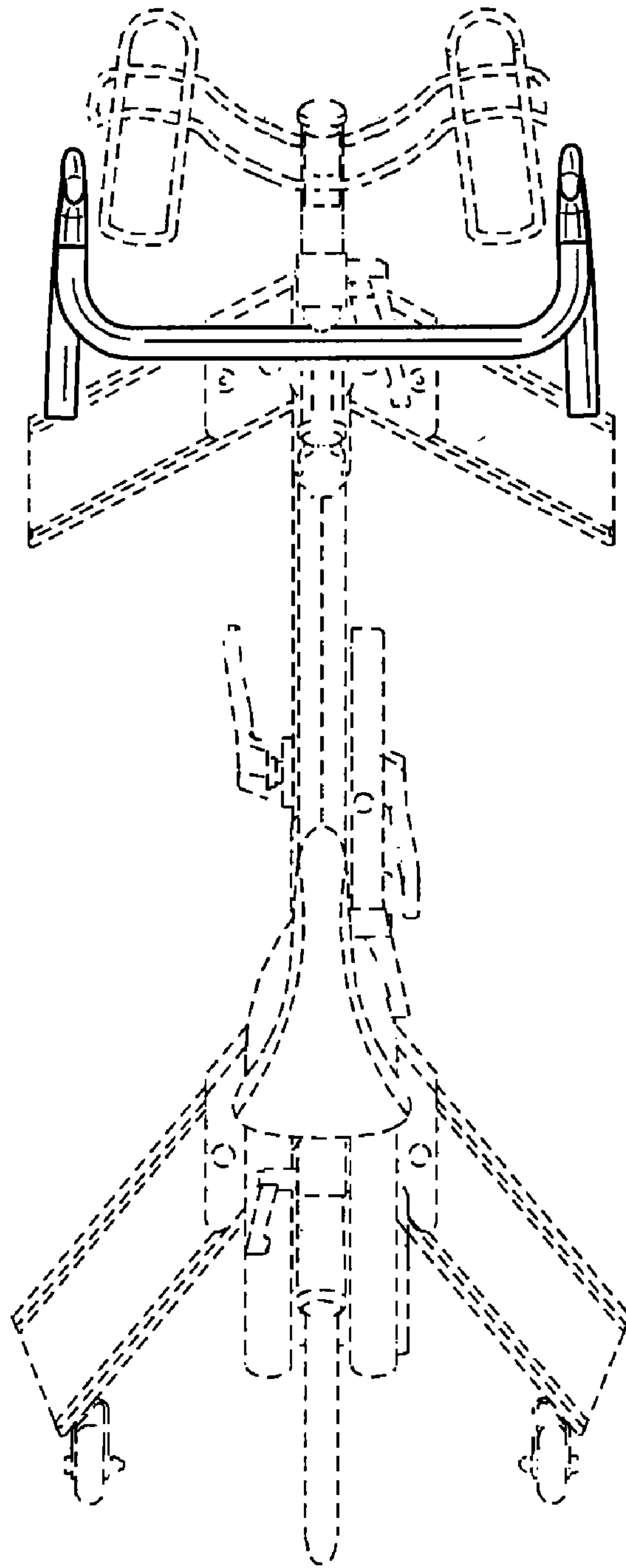


FIG. 3

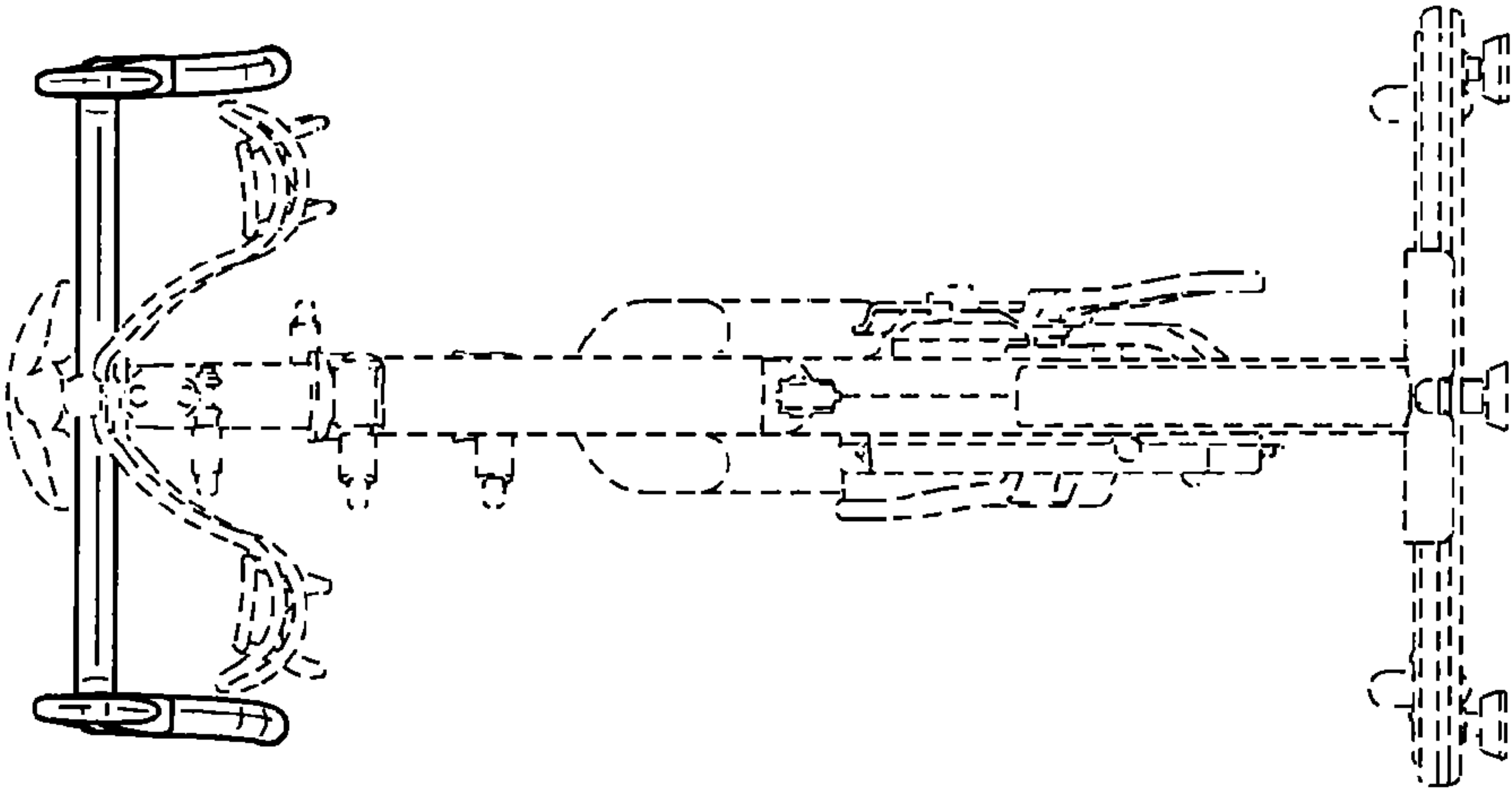


FIG. 4



FIG. 5

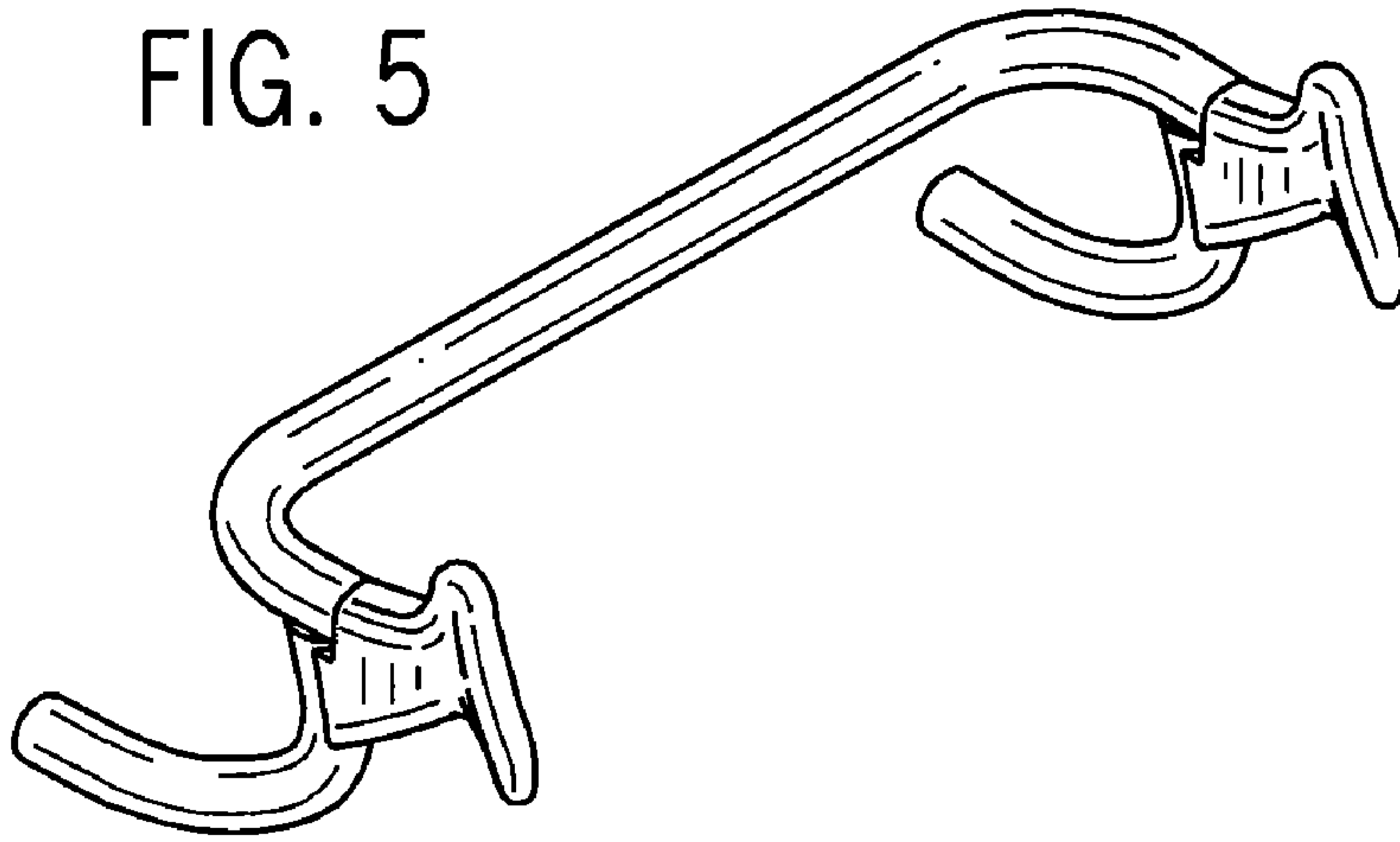


FIG. 6

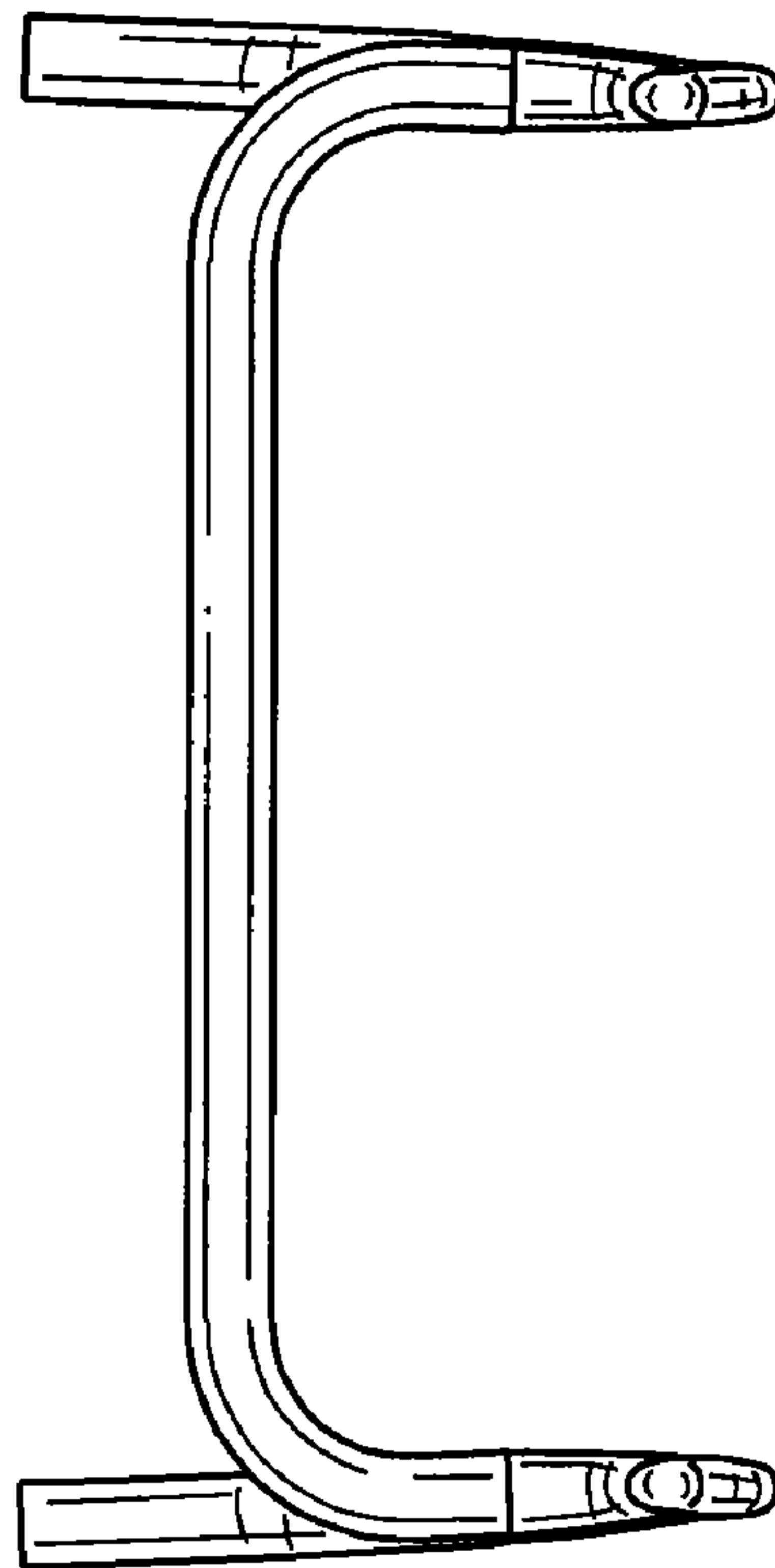
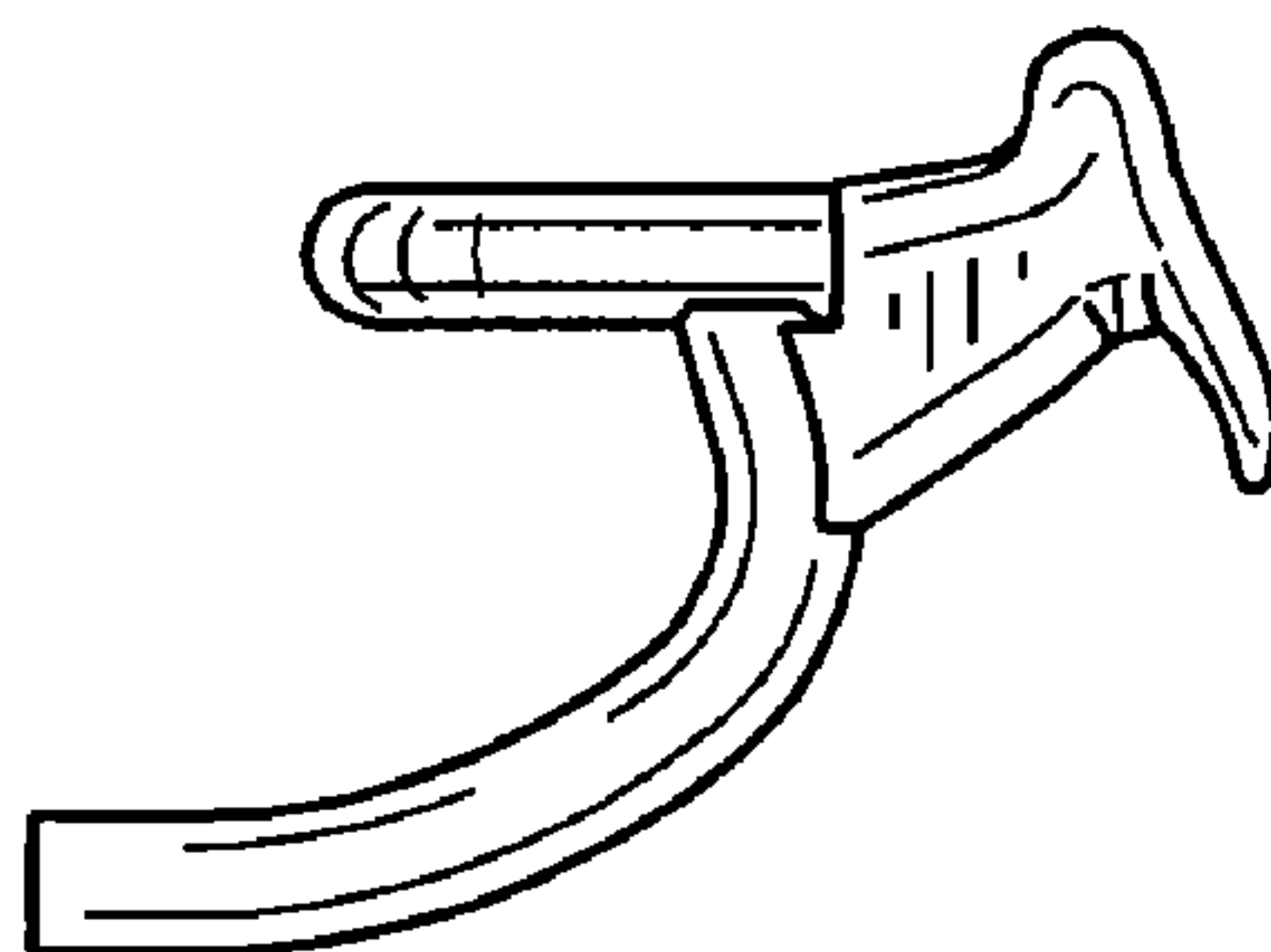


FIG. 7






FIG. 8




FIG. 9

FIG. 10

