



US00D634375S

(12) **United States Design Patent**
Usrey

(10) **Patent No.:** **US D634,375 S**
(45) **Date of Patent:** **** Mar. 15, 2011**

(54) **SAFETY PEN FOR EXERCISE BALL**

(76) **Inventor:** **Overton Lee Usrey, Topock, AZ (US)**

(**) **Term:** **14 Years**

(21) **Appl. No.:** **29/350,201**

(22) **Filed:** **Nov. 12, 2009**

(51) **LOC (9) Cl.** **21-02**

(52) **U.S. Cl.** **D21/662**

(58) **Field of Classification Search** D21/662,
D21/671, 686, 691, 694, 797-798, 818, 826;
482/27, 36, 42, 51, 52, 93, 135, 142, 146;
119/514-515, 400

See application file for complete search history.

(56) **References Cited**

U.S. PATENT DOCUMENTS

2,682,402	A *	6/1954	McCarthy	482/135
3,871,525	A *	3/1975	Al-Dabbagh et al.	211/191
4,046,373	A *	9/1977	Kim	482/42
D265,575	S	7/1982	Lunford		
D269,363	S *	6/1983	Dieter et al.	D21/826
D290,281	S	6/1987	Ringel		
D320,823	S	10/1991	Tanner		
D352,540	S	11/1994	Harger		
D354,780	S	1/1995	Endelman		
D354,781	S	1/1995	Endelman		
D358,623	S	5/1995	Macasieb		
D372,059	S	7/1996	Taylor		
D408,480	S	4/1999	Haugo		
D476,705	S	7/2003	Dillard		
D480,772	S	10/2003	Washington		

D509,548	S	9/2005	Heitzman		
D525,668	S	7/2006	Payne		
D536,408	S *	2/2007	Nye et al.	D21/818
D573,672	S	7/2008	Hsu		
D593,169	S	5/2009	Storch		
2001/0052327	A1 *	12/2001	Craig	119/400
2007/0232461	A1 *	10/2007	Jenkins et al.	482/93
2009/0118102	A1 *	5/2009	Larson	482/51
2009/0272330	A1 *	11/2009	Hampel	119/514
2009/0312159	A1 *	12/2009	Gilliam	482/93

* cited by examiner

Primary Examiner — Susan E Krakower

(74) *Attorney, Agent, or Firm* — QuickPatents, Inc.; Kevin Prince

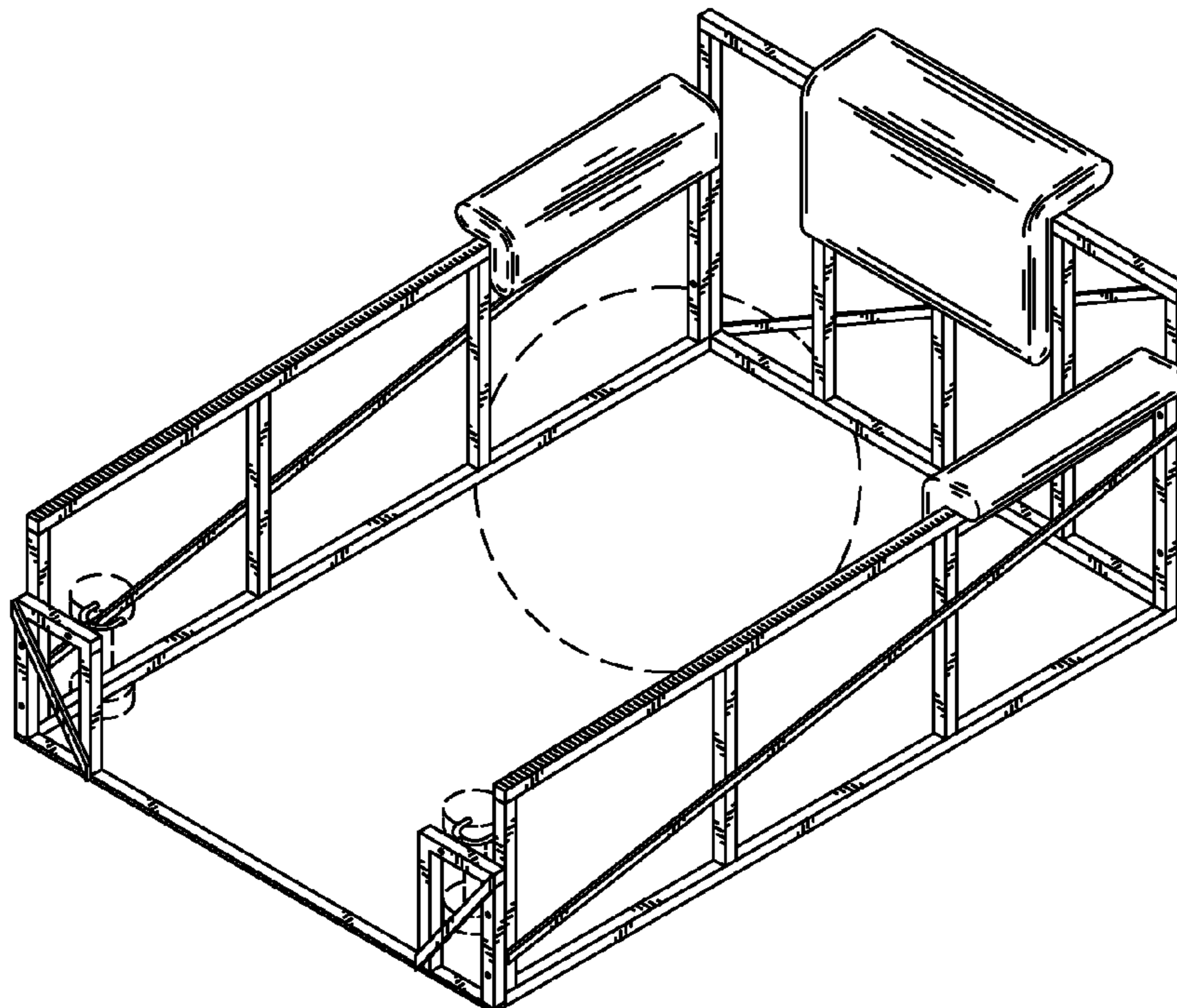
(57) **CLAIM**

What is claimed is the ornamental design for a safety pen for exercise ball, as shown and described.

DESCRIPTION

FIG. 1 is a perspective view of a safety pen for exercise ball, showing the new design;
FIG. 2 is a front elevational view thereof;
FIG. 3 is a rear elevational view thereof;
FIG. 4 is a right-side elevational view thereof;
FIG. 5 is a left-side elevational view thereof;
FIG. 6 is a top plan view thereof; and,
FIG. 7 is a bottom plan view thereof.
The broken lines showing an exercise ball and exercise weights in FIG. 1 illustrate environmental structure and form no part of the claimed design.

1 Claim, 3 Drawing Sheets



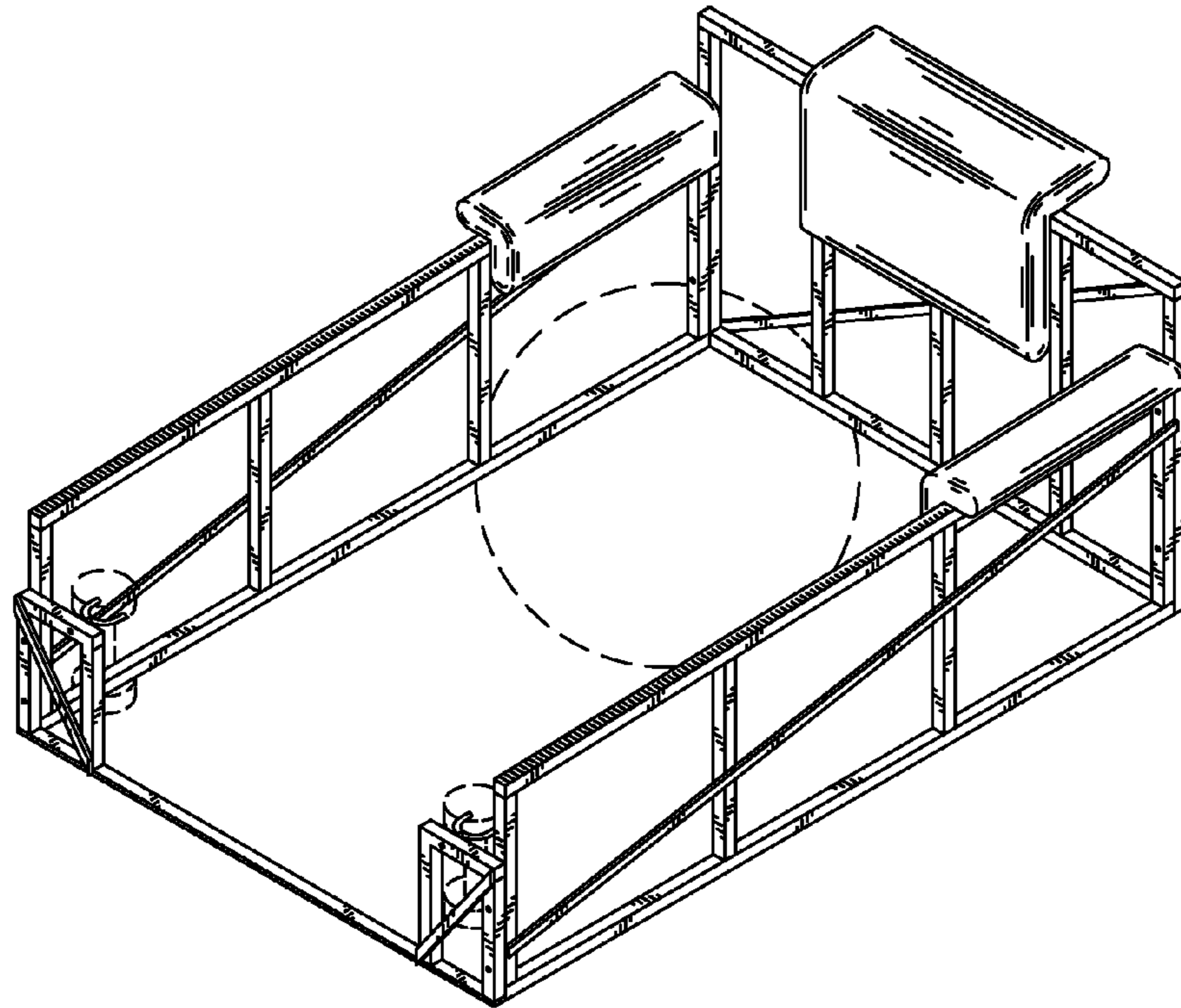


FIG. 1

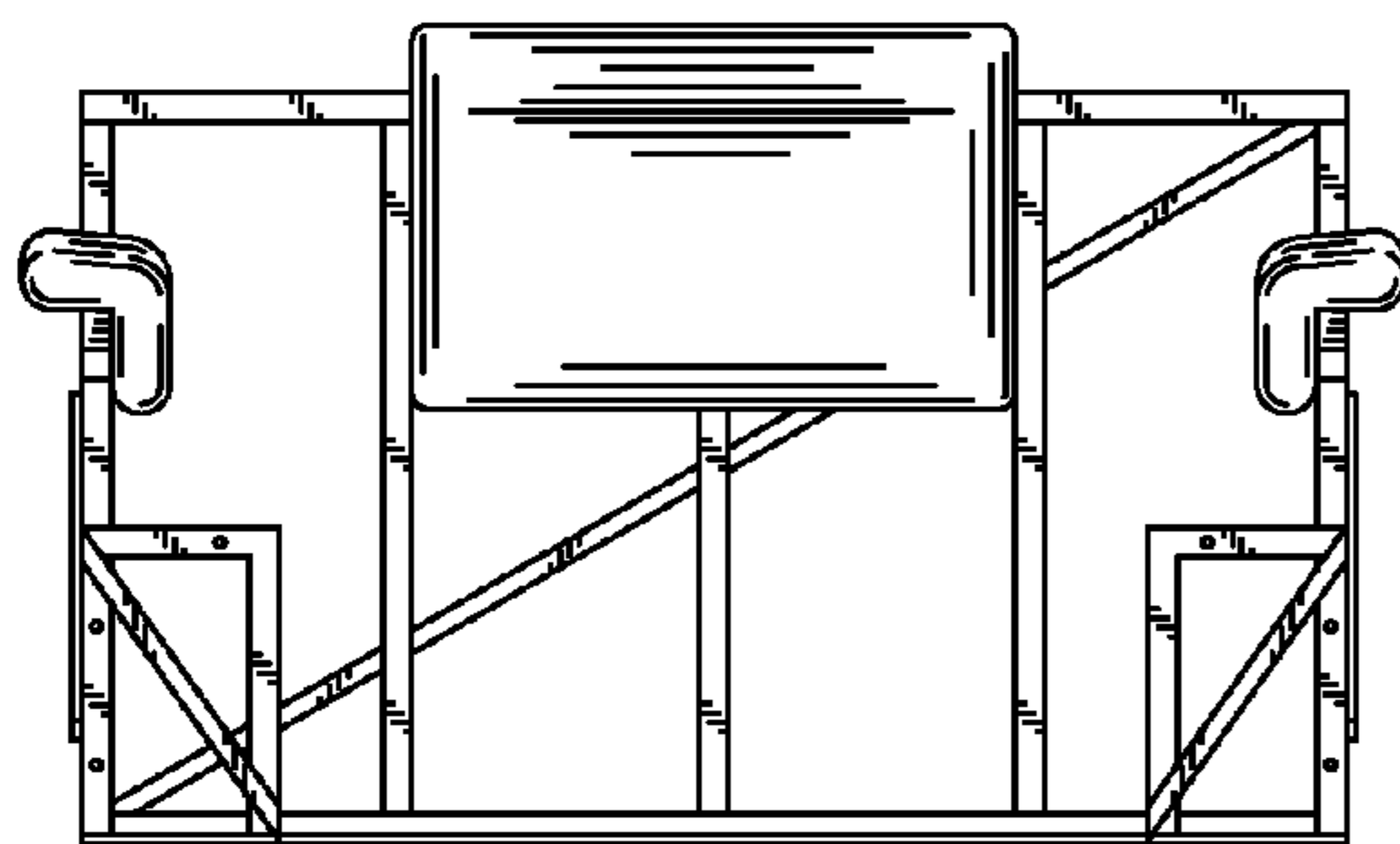


FIG. 2

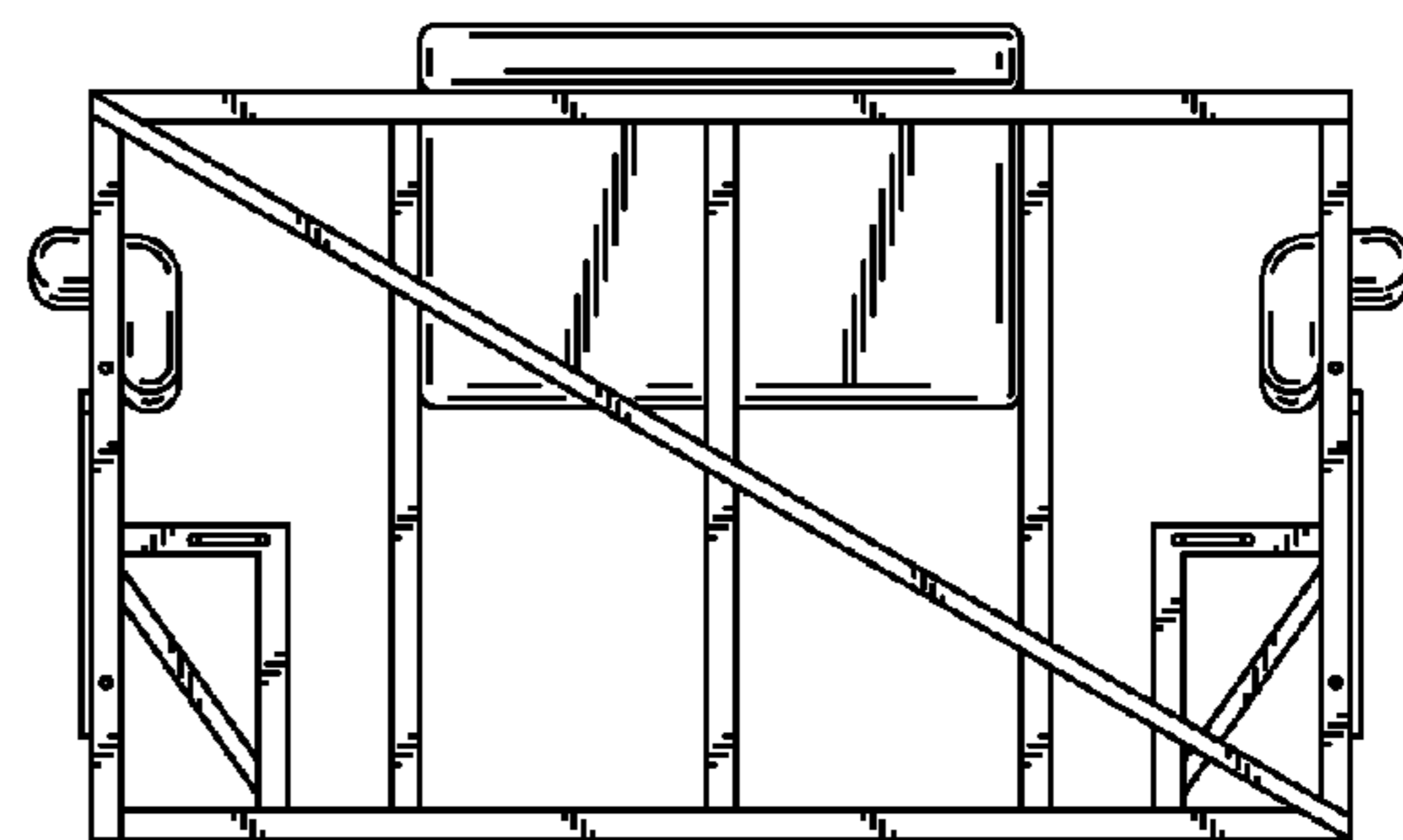


FIG. 3

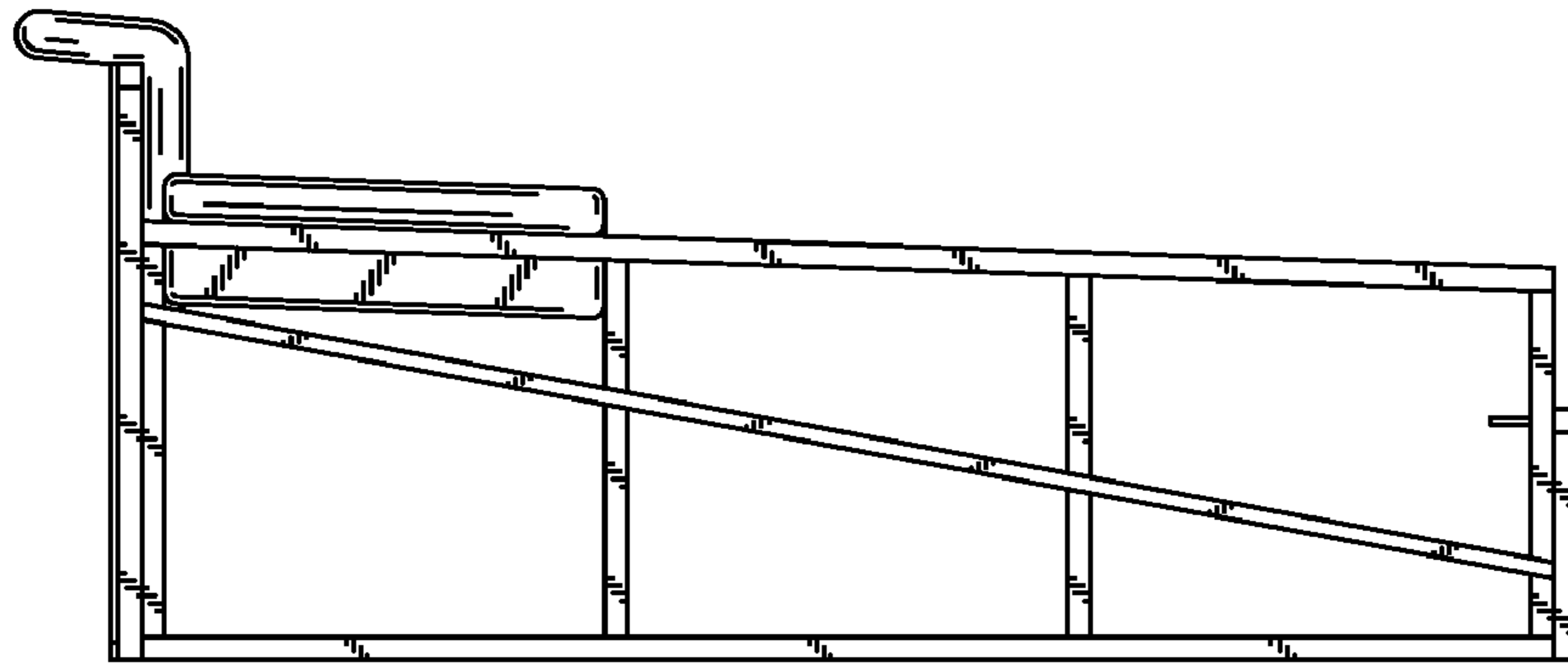


FIG. 4

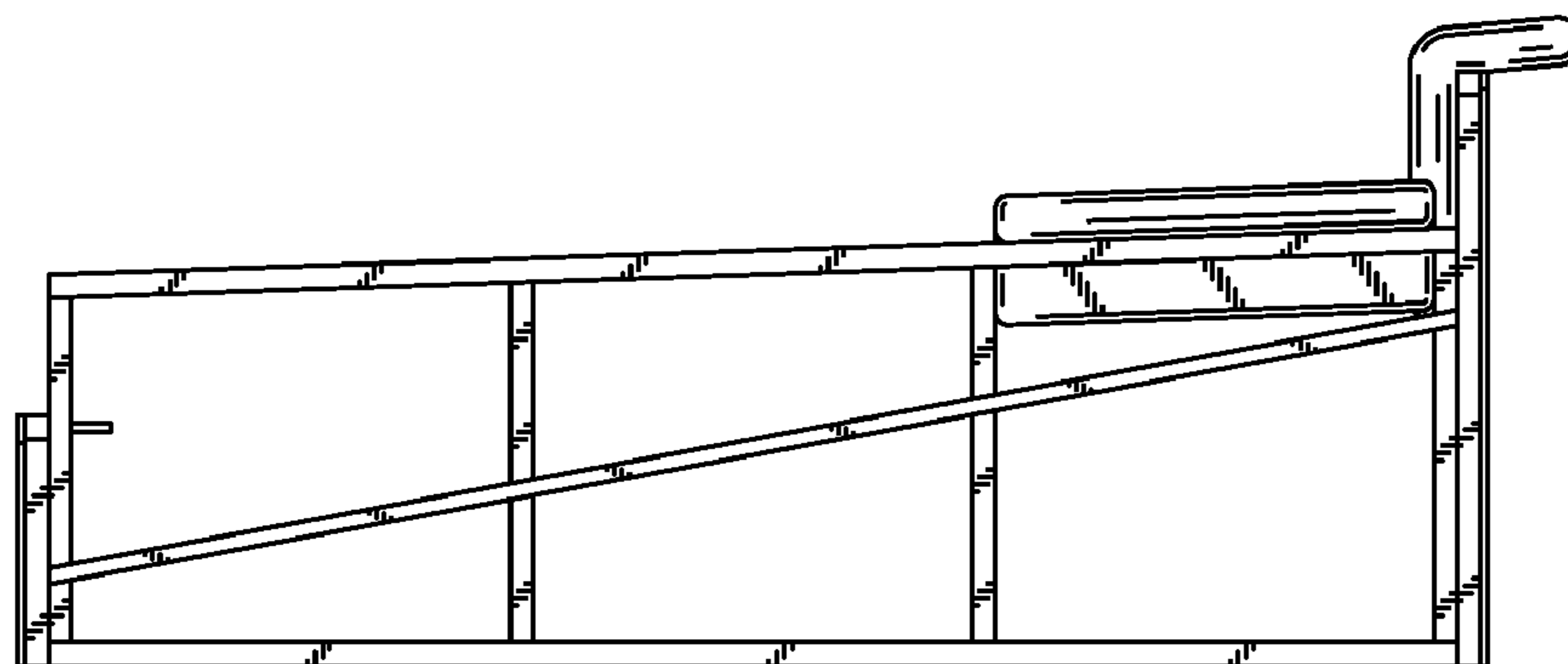


FIG. 5




FIG. 6

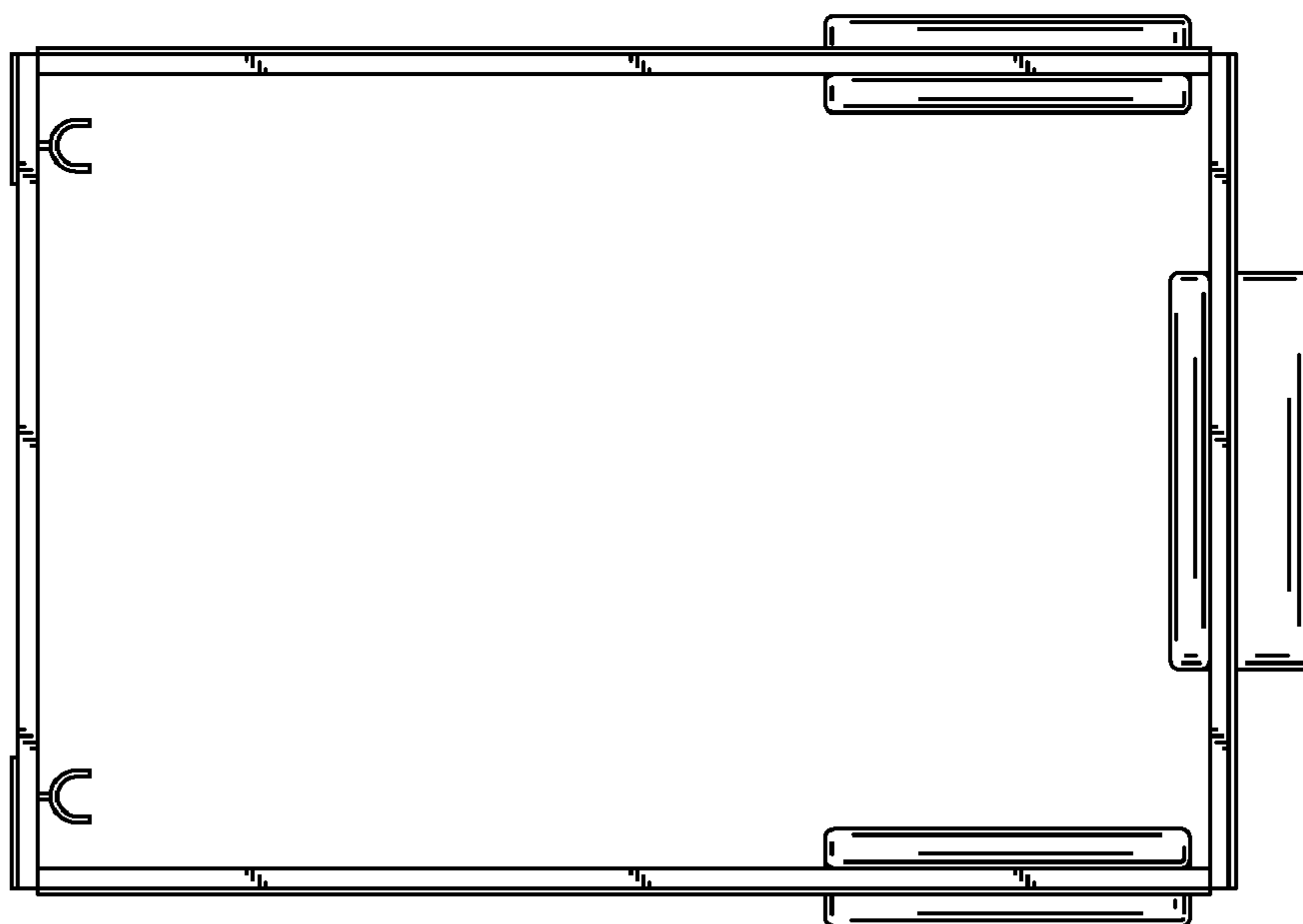


FIG. 7